

## Photometric test report

Family  
**LANTERN LED**

Order number: **5XA5255JF14H000022**  
EAN: **4058352635995**

LP number  
**57123\_27**



**Version** post-top- or mounting to wall arm  
**Optic** symmetric, wide distribution (PL1.2s)  
**Cover** cover transparent, PMMA  
**Lamps** LED 3000 K | CRI ≥ 70  
**Controlgear** ECG SITECO iQ  
**Rated values** Net luminous flux = 2970 lm  
Power consumption = 19.3 W  
Luminous efficacy = 153.9 lm/W

serial  
documentation  
24.02.2023

siteco

Luminous intensity in cd/klm

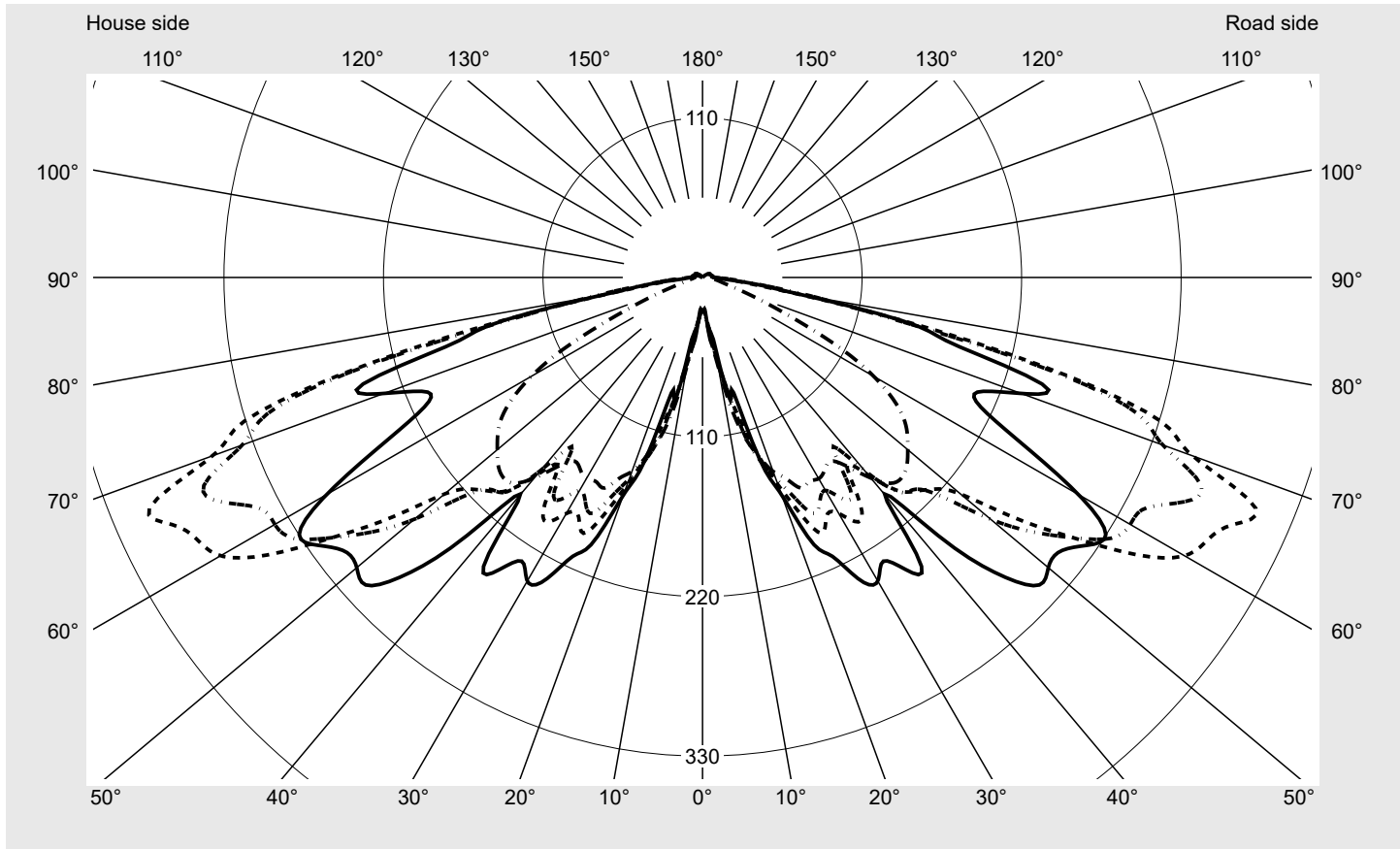
**C180-0**

**C205-25**

**C210-30**

**C270-90**

**Imax: 412 cd/klm**



**Luminaire output ratios**

Eta	100.0%
Eta 0° - 90°	97.7%
Eta 90° - 180°	2.3%

**Luminous intensity class acc. to EN13201-2**

Class:	G3
Imax 70°	359.4
Imax 80°	84.8
Imax 90°	8.1
Imax >90°	7.7
Imax >95°	7.3

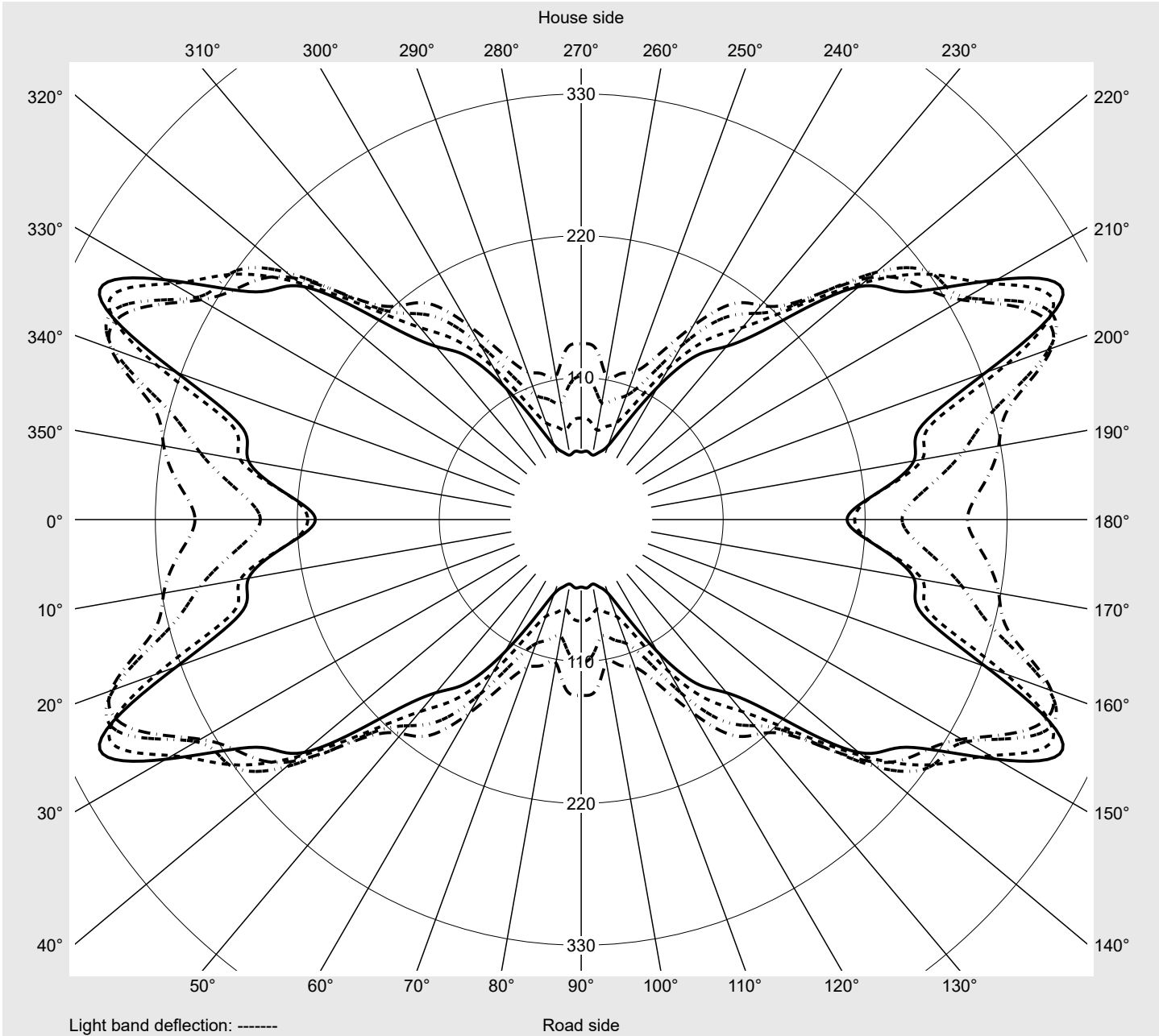
**Measurement conditions**

DIN EN 13032 and DIN 5032

**Photometric test report**

<b>Family</b> <b>LANTERN LED</b>	<b>Order number: 5XA5255JF14H000022</b> <b>EAN: 4058352635995</b>	<b>LP number</b> <b>57123_27</b>
-------------------------------------	--	-------------------------------------

**Envelope curve in cd/klm**      **KMK 67.5°**    **KMK 65°**    **KMK 62.5°**    **KMK 60°**      **siteco**



## Photometric test report


<b>Family</b> <b>LANTERN LED</b>	<b>Order number: 5XA5255JF14H000022</b> <b>EAN: 4058352635995</b>	<b>LP number</b> <b>57123_27</b>
-------------------------------------	--	-------------------------------------

**siteco**

### Table of values for luminous intensities Maximum luminous intensity


C- planes	0° 180°	5°	10°	15°	20°	25°	30°	35°	40°	45°
		175° 185° 355°	170° 190° 350°	165° 195° 345°	160° 200° 340°	155° 205° 335°	150° 210° 330°	145° 215° 325°	140° 220° 320°	135° 225° 315°
Luminous intensity in cd/klm										
γ										
0,0°	23.6	23.6	23.6	23.6	23.6	23.6	23.6	23.6	23.6	23.6
2,5°	22.3	22.4	22.4	22.5	22.7	22.8	22.8	22.9	23.1	23.3
5,0°	26.2	26.3	26.6	27.0	27.6	28.3	29.1	29.3	29.2	28.8
7,5°	45.4	44.5	42.2	39.5	38.3	37.0	36.0	35.7	36.4	36.7
10,0°	44.4	46.4	49.6	55.4	57.8	59.4	56.9	56.8	60.0	61.7
12,5°	85.8	78.3	87.5	81.1	88.5	82.4	80.0	81.9	80.1	82.7
15,0°	81.5	94.7	111.1	98.0	97.9	103.3	113.0	120.5	115.1	111.0
17,5°	132.6	127.6	125.6	129.7	134.7	129.6	132.5	127.4	126.5	129.0
20,0°	159.6	167.7	161.0	165.0	175.5	152.2	147.7	139.7	133.6	130.8
22,5°	198.1	200.8	194.8	196.1	182.5	176.5	163.1	149.2	139.2	132.5
25,0°	212.3	211.4	203.6	204.0	195.3	194.6	179.5	167.3	149.5	137.6
27,5°	235.2	226.7	216.5	204.9	197.4	185.3	174.9	164.0	159.7	152.9
30,0°	241.7	235.8	229.9	212.6	201.8	187.9	169.5	160.2	164.7	165.6
32,5°	232.0	224.3	219.2	213.4	205.4	199.8	181.3	166.6	169.1	180.5
35,0°	246.8	244.3	223.7	211.2	201.5	188.8	177.0	166.2	163.6	167.0
37,5°	245.4	236.3	223.8	199.3	189.6	163.5	147.5	158.1	170.6	177.8
40,0°	195.3	182.5	182.4	181.5	180.8	177.8	173.7	179.2	188.9	195.4
42,5°	243.7	238.2	219.3	213.2	208.6	199.3	200.6	201.9	196.3	207.9
45,0°	290.0	294.0	275.9	254.2	238.8	208.2	206.6	218.4	219.5	218.0
47,5°	314.1	322.8	312.8	287.9	254.2	216.1	223.3	233.4	240.6	231.7
50,0°	311.3	327.0	341.1	302.7	270.6	232.3	259.2	262.8	250.8	241.5
52,5°	310.4	326.0	333.8	313.8	294.2	273.3	288.5	289.4	262.4	242.9
55,0°	322.2	335.3	331.1	336.2	328.1	313.5	313.0	299.7	272.9	244.6
57,5°	329.7	342.2	335.8	347.3	365.2	356.2	334.5	304.7	279.7	245.3
60,0°	299.3	313.0	328.5	344.7	387.8	383.7	340.6	317.5	291.6	239.8
62,5°	248.6	267.9	300.0	332.0	385.7	392.4	344.4	332.2	298.2	236.6
65,0°	211.9	229.3	268.4	279.6	350.0	403.3	366.1	331.3	285.5	231.9
67,5°	206.0	229.2	261.8	271.2	333.8	411.9	371.6	307.7	280.9	215.5
70,0°	233.8	249.6	267.9	277.1	307.5	359.4	337.6	289.7	245.5	194.4
72,5°	246.6	248.3	247.9	269.1	303.7	332.7	316.0	255.0	194.3	157.8
75,0°	181.5	194.1	215.2	225.7	256.8	257.6	250.4	183.7	128.1	107.7
77,5°	147.4	142.9	141.5	155.3	164.2	154.3	141.1	102.7	86.8	75.9
80,0°	72.2	64.8	70.5	84.8	74.9	70.1	81.3	71.4	59.3	42.9
82,5°	40.1	38.0	39.3	49.9	37.7	33.4	43.6	50.0	38.9	26.2
85,0°	17.2	17.4	18.0	20.6	18.0	20.2	25.8	28.5	17.0	14.5
87,5°	11.8	11.8	12.2	12.9	13.0	13.4	14.6	13.3	12.0	9.4
90,0°	8.1	8.0	7.9	8.0	7.8	7.7	7.6	7.5	7.3	7.1
92,5°	7.7	7.7	7.6	7.5	7.5	7.3	7.2	7.1	6.9	6.9
95,0°	7.3	7.3	7.4	7.4	7.2	7.2	7.0	6.9	6.8	6.7
97,5°	7.1	7.3	7.1	7.1	7.0	6.8	6.7	6.7	6.6	6.5
100,0°	6.9	6.9	6.7	6.7	6.7	6.6	6.4	6.3	6.4	6.2
102,5°	6.5	6.5	6.4	6.3	6.3	6.2	6.0	6.0	6.0	5.9
105,0°	6.1	6.1	6.1	5.9	5.9	5.9	5.9	5.7	5.7	5.6
107,5°	5.9	5.9	5.9	5.9	5.8	5.8	5.5	5.5	5.5	5.5
110,0°	5.7	5.8	5.8	5.7	5.7	5.5	5.5	5.5	5.5	5.5

## Photometric test report

<b>Family</b> <b>LANTERN LED</b>	<b>Order number: 5XA5255JF14H000022</b> <b>EAN: 4058352635995</b>	<b>LP number</b> <b>57123_27</b>
<b>Table of values for luminous intensities</b>		<b>Maximum luminous intensity</b>
		

C-planes	50°	55°	60°	65°	70°	75°	80°	85°	90°	Phi-zone	Total Phi-zone
	130°	125°	120°	115°	110°	105°	100°	95°			
	230°	235°	240°	245°	250°	255°	260°	265°	270°		
	310°	305°	300°	295°	290°	285°	280°	275°			
$\gamma$	Luminous intensity in cd/klm									Luminous flux in lm/klm	
0,0°	23.6	23.6	23.6	23.6	23.6	23.6	23.6	23.6	23.6	0.0	0.0
2,5°	23.4	23.4	23.3	23.3	23.6	23.5	23.5	23.4	23.5	0.3	0.3
5,0°	28.6	28.7	28.9	29.9	29.9	29.4	29.5	29.6	29.6	0.7	1.0
7,5°	36.8	38.0	39.2	41.7	42.8	41.8	41.7	42.9	42.8	1.4	2.4
10,0°	61.4	60.0	60.5	59.3	58.6	61.2	61.2	62.0	62.7	2.8	5.2
12,5°	78.6	75.2	73.5	73.2	76.5	81.1	84.8	92.4	93.1	4.8	10.0
15,0°	107.8	111.6	106.3	99.3	98.3	100.4	107.0	111.4	115.2	7.5	17.5
17,5°	125.7	122.1	120.1	117.9	119.3	122.7	128.8	129.6	129.8	10.4	28.0
20,0°	132.7	134.8	131.9	130.7	126.5	125.0	133.3	138.1	142.3	13.4	41.4
22,5°	135.1	139.0	140.2	140.0	136.4	131.4	144.5	148.8	149.9	16.5	57.8
25,0°	137.2	143.9	148.5	151.5	150.1	140.3	150.8	160.0	160.2	19.4	77.2
27,5°	147.5	150.9	158.7	161.3	161.8	145.4	148.4	159.6	158.8	21.9	99.1
30,0°	163.9	159.8	162.9	167.8	164.0	146.9	143.0	159.0	160.2	24.3	123.5
32,5°	186.5	177.3	169.5	171.4	167.1	151.1	139.9	156.7	156.9	26.8	150.2
35,0°	177.4	181.3	175.3	175.8	175.5	158.7	144.2	155.5	154.5	28.7	179.0
37,5°	184.7	195.3	192.5	185.8	181.6	162.8	146.9	163.8	164.5	30.5	209.4
40,0°	194.3	203.1	204.6	192.0	186.0	169.5	156.1	178.2	180.5	32.4	241.9
42,5°	210.8	207.3	208.0	199.0	189.4	182.0	162.0	191.4	192.4	37.6	279.4
45,0°	222.8	216.5	213.0	208.4	193.1	188.9	166.1	193.9	194.7	42.8	322.3
47,5°	231.8	228.2	219.1	209.8	191.3	187.4	164.1	190.3	191.2	47.1	369.4
50,0°	242.5	234.5	217.7	202.8	183.1	180.7	159.9	183.9	184.7	50.6	420.1
52,5°	244.5	235.6	213.2	189.1	170.0	170.0	154.5	177.0	178.0	53.4	473.5
55,0°	240.5	231.2	202.7	173.9	155.9	157.0	144.9	167.1	169.3	56.1	529.6
57,5°	233.1	222.2	191.4	158.0	140.0	139.8	131.0	151.9	155.5	58.1	587.6
60,0°	216.7	204.1	173.2	140.5	122.0	117.0	112.8	132.6	136.3	57.8	645.4
62,5°	208.7	190.1	155.8	120.1	102.3	96.3	91.9	104.9	111.1	55.9	701.4
65,0°	194.4	170.1	136.3	100.0	79.9	74.6	70.5	76.8	78.7	52.4	753.7
67,5°	175.3	154.8	118.7	82.6	61.0	54.0	50.8	53.1	52.3	50.1	803.9
70,0°	157.9	135.4	96.9	67.6	46.9	34.1	33.2	33.4	34.3	46.8	850.6
72,5°	127.3	110.1	79.6	52.5	37.8	24.4	21.9	21.0	21.7	42.6	893.2
75,0°	102.8	95.5	69.0	40.0	23.3	18.6	16.3	15.2	15.2	33.8	927.0
77,5°	77.0	79.2	58.3	29.9	16.3	14.0	12.8	12.0	12.0	23.0	950.0
80,0°	35.0	38.6	26.9	13.2	11.0	10.3	9.9	9.4	9.5	12.2	962.2
82,5°	18.8	13.8	11.0	9.4	8.6	8.1	7.7	7.6	7.5	7.0	969.3
85,0°	10.0	9.4	8.6	7.9	7.3	7.2	6.9	6.5	6.5	3.9	973.1
87,5°	8.4	8.0	7.4	7.0	6.6	6.4	6.2	6.1	5.9	2.7	975.8
90,0°	6.9	6.8	6.5	6.5	6.1	5.9	5.7	5.7	5.3	1.9	977.8
92,5°	6.7	6.7	6.5	6.4	6.0	6.0	5.7	5.7	5.3	1.9	979.6
95,0°	6.5	6.5	6.4	6.1	5.9	5.8	5.7	5.5	5.3	1.8	981.4
97,5°	6.4	6.3	6.1	6.1	5.9	5.7	5.7	5.3	5.3	1.7	983.1
100,0°	6.1	6.1	6.1	5.7	5.5	5.5	5.4	5.3	5.1	1.7	984.8
102,5°	5.7	5.7	5.7	5.5	5.3	5.2	5.1	4.9	4.7	1.5	986.3
105,0°	5.5	5.5	5.4	5.3	5.1	5.1	4.9	4.7	4.5	1.5	987.8
107,5°	5.5	5.3	5.2	5.1	5.1	5.1	4.9	4.6	4.3	1.4	989.2
110,0°	5.3	5.2	5.1	5.1	5.1	5.0	4.7	4.6	3.9	1.4	990.6

## Photometric test report

<b>Family</b> <b>LANTERN LED</b>	<b>Order number: 5XA5255JF14H000022</b> <b>EAN: 4058352635995</b>	<b>LP number</b> <b>57123_27</b>
<b>Table of values for luminous intensities</b>		<b>Maximum luminous intensity</b>
		

C-planes	0° 180°	5°	10°	15°	20°	25°	30°	35°	40°	45°
		175° 185° 355°	170° 190° 350°	165° 195° 345°	160° 200° 340°	155° 205° 335°	150° 210° 330°	145° 215° 325°	140° 220° 320°	135° 225° 315°
Luminous intensity in cd/klm										
γ										
112,5°	5.7	5.7	5.7	5.7	5.5	5.5	5.5	5.5	5.3	5.1
115,0°	5.7	5.7	5.7	5.6	5.5	5.5	5.4	5.3	5.2	5.1
117,5°	5.7	5.7	5.3	5.4	5.3	5.3	5.2	5.1	5.1	5.1
120,0°	5.3	5.3	5.3	5.3	5.2	5.1	4.9	4.9	4.9	4.8
122,5°	4.9	4.9	4.9	4.9	4.8	4.7	4.6	4.5	4.5	4.5
125,0°	4.1	4.1	4.1	4.1	4.0	3.9	3.8	3.7	3.7	3.7
127,5°	3.2	3.0	3.0	3.0	2.8	2.8	2.8	2.8	2.8	2.8
130,0°	2.4	2.4	2.4	2.4	2.4	2.4	2.4	2.4	2.4	2.4
132,5°	2.2	2.1	2.1	2.2	2.2	2.2	2.2	2.1	2.0	2.0
135,0°	2.0	2.0	2.0	2.0	2.0	2.0	2.0	2.0	2.0	2.0
137,5°	1.6	1.6	1.6	1.6	1.6	1.6	1.6	1.6	1.6	1.6
140,0°	1.2	1.2	1.2	1.2	1.2	1.2	1.2	1.2	1.2	1.2
142,5°	1.4	1.0	1.2	1.0	0.9	1.1	1.0	1.1	1.0	0.9
145,0°	0.8	0.8	0.8	0.8	0.8	0.8	0.8	0.8	0.8	0.8
147,5°	0.8	0.8	0.8	0.8	0.8	0.8	0.8	0.8	0.8	0.8
150,0°	0.0	0.0	0.0	0.0	0.0	0.0	0.0	0.0	0.0	0.0
165,0°	0.0	0.0	0.0	0.0	0.0	0.0	0.0	0.0	0.0	0.0
180,0°	0.0	0.0	0.0	0.0	0.0	0.0	0.0	0.0	0.0	0.0

C-planes	50°	55°	60°	65°	70°	75°	80°	85°	90° 270°	Phi-zone	Total Phi-zone	
	130° 230° 310°	125° 235° 305°	120° 240° 300°	115° 245° 295°	110° 250° 290°	105° 255° 285°	100° 260° 280°	95° 265° 275°				
Luminous intensity in cd/klm											Luminous flux in lm/klm	
γ												
112,5°	5.1	5.1	5.1	5.0	4.9	4.8	4.7	4.2	2.8	1.3	991.9	
115,0°	5.1	5.1	5.0	4.9	4.8	4.7	4.7	3.8	2.0	1.2	993.1	
117,5°	5.0	4.9	4.9	4.9	4.7	4.7	4.7	3.5	2.0	1.2	994.3	
120,0°	4.8	4.7	4.7	4.5	4.5	4.5	4.5	3.1	1.8	1.1	995.4	
122,5°	4.5	4.5	4.4	4.3	4.1	4.1	4.0	2.8	1.6	1.0	996.4	
125,0°	3.7	3.7	3.7	3.7	3.4	3.4	3.2	2.4	1.6	0.8	997.2	
127,5°	2.8	2.8	2.8	2.8	2.8	2.6	2.4	1.8	1.6	0.6	997.8	
130,0°	2.4	2.4	2.3	2.1	2.1	2.0	2.0	1.6	1.2	0.5	998.3	
132,5°	2.0	2.0	2.0	2.0	2.0	2.0	1.6	1.5	1.2	0.4	998.7	
135,0°	1.8	1.8	1.7	1.7	1.6	1.6	1.6	1.2	1.2	0.4	999.1	
137,5°	1.6	1.6	1.6	1.6	1.6	1.5	1.2	1.2	1.0	0.3	999.3	
140,0°	1.2	1.2	1.2	1.2	1.2	1.2	1.1	0.8	0.8	0.2	999.5	
142,5°	0.9	1.0	0.8	0.9	0.8	0.8	0.8	0.8	0.8	0.2	999.7	
145,0°	0.8	0.8	0.8	0.8	0.8	0.8	0.8	0.8	0.8	0.1	999.8	
147,5°	0.8	0.8	0.8	0.8	0.8	0.8	0.8	0.8	0.8	0.1	1000.0	
150,0°	0.0	0.0	0.0	0.0	0.0	0.0	0.0	0.0	0.0	0.0	1000.0	
165,0°	0.0	0.0	0.0	0.0	0.0	0.0	0.0	0.0	0.0	0.0	1000.0	
180,0°	0.0	0.0	0.0	0.0	0.0	0.0	0.0	0.0	0.0	0.0	1000.0	

## Photometric test report

Family <b>LANTERN LED</b>	Order number: <b>5XA5255JF14H000022</b> EAN: <b>4058352635995</b>	LP number <b>57123_27</b>
------------------------------	--	------------------------------

<b>Dimming levels table</b>	environmental temperature: 25°C	<b>siteco</b>
-----------------------------	---------------------------------	---------------

Luminous flux %	Dimming level linear	Dimming level logarithmic	Luminous flux [lm]	Power consumption [W]	Power consumption [W]	Power consumption [W]
				start of lifetime	end of lifetime	average
100	254	254	2970	19.3	20.6	20.0
95	241	252	2818	18.3	19.4	18.8
90	229	250	2678	17.3	18.4	17.8
85	216	248	2526	16.3	17.3	16.8
80	203	246	2374	15.2	16.2	15.7
75	190	243	2222	14.2	15.1	14.6
70	178	241	2081	13.3	14.1	13.7
65	165	238	1929	12.4	13.2	12.8
60	152	235	1777	11.4	12.1	11.8
55	140	232	1637	10.5	11.2	10.8
50	127	229	1485	9.6	10.1	9.8
45	114	225	1333	8.7	9.2	9.0
40	102	221	1193	7.9	8.3	8.1
35	89	216	1041	7.1	7.4	7.2
30	76	210	889	6.2	6.5	6.4
25	63	203	737	5.4	5.6	5.5
20	51	195	596	4.6	4.8	4.7
17	44	190	514	4.1	4.3	4.2