

Photometric test report

Family
LANTERN CLASSIC LED

Order number: **5XA5245JF14H000022**
EAN: **4058352635919**

LP number
57126_27



Version	post-top- or mounting to wall arm
Optic	symmetric, wide distribution (PL1.2s)
Cover	cover transparent, PMMA
Lamps	LED 3000 K CRI ≥ 70
Controlgear	ECG SITECO iQ
Rated values	Net luminous flux = 2660 lm Power consumption = 19.3 W Luminous efficacy = 137.8 lm/W

serial
documentation
24.02.2023

siteco

Luminous intensity in cd/klm

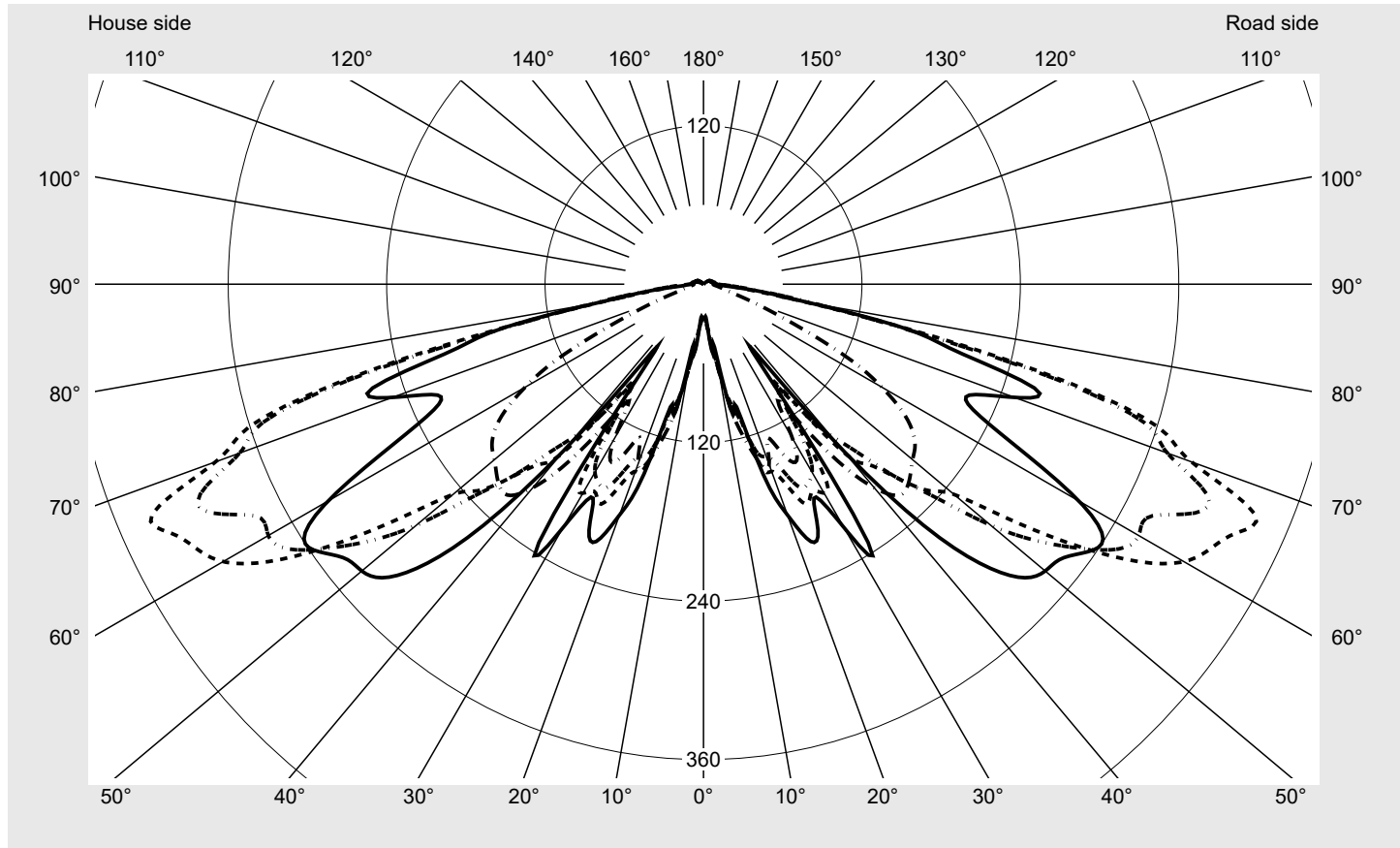
C180-0

C205-25

C210-30

C270-90

Imax: 451 cd/klm



Luminaire output ratios

Eta	100.0%
Eta 0° - 90°	97.3%
Eta 90° - 180°	2.7%

Luminous intensity class acc. to EN13201-2

Class:	G3
Imax 70°	393.0
Imax 80°	90.3
Imax 90°	9.8
Imax >90°	9.7
Imax >95°	9.0

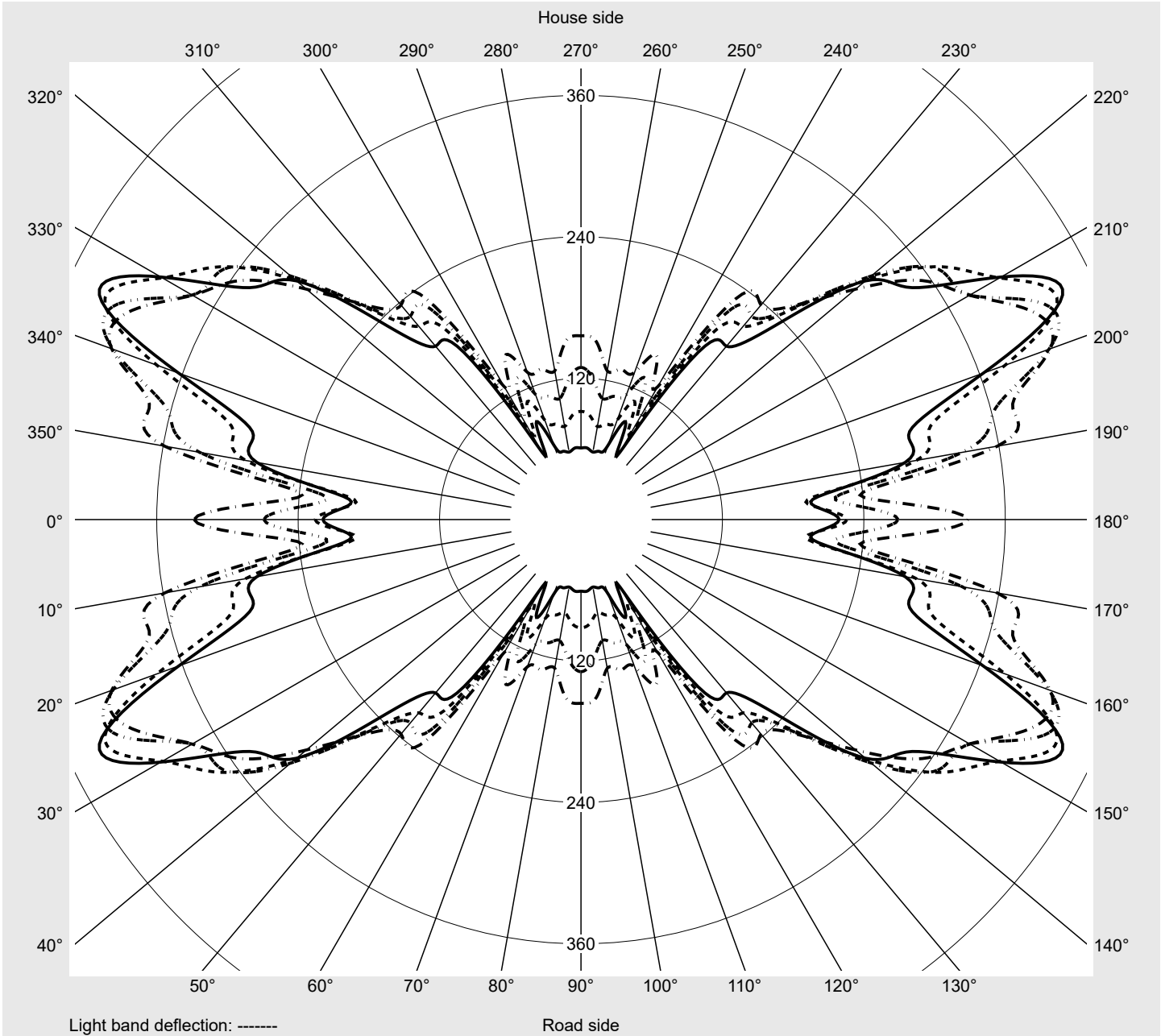
Measurement conditions

DIN EN 13032 and DIN 5032

Photometric test report

Family LANTERN CLASSIC LED	Order number: 5XA5245JF14H000022 EAN: 4058352635919	LP number 57126_27
---	--	-------------------------------------

Envelope curve in cd/klm **KMK 67.5°** **KMK 65°** **KMK 62.5°** **KMK 60°** **siteco**



Photometric test report

Family LANTERN CLASSIC LED	Order number: 5XA5245JF14H000022 EAN: 4058352635919	LP number 57126_27
Table of values for luminous intensities		Maximum luminous intensity
siteco		

C- planes	0° 180°	5°	10°	15°	20°	25°	30°	35°	40°	45°
		175° 185° 355°	170° 190° 350°	165° 195° 345°	160° 200° 340°	155° 205° 335°	150° 210° 330°	145° 215° 325°	140° 220° 320°	135° 225° 315°
Luminous intensity in cd/klm										
γ										
0,0°	26.2	26.2	26.2	26.2	26.2	26.2	26.2	26.2	26.2	26.2
2,5°	25.3	25.3	25.4	25.5	25.6	25.6	25.8	26.0	26.2	26.2
5,0°	29.6	29.8	30.2	30.7	31.5	32.3	33.2	33.8	33.7	32.9
7,5°	52.1	51.0	48.4	46.1	44.1	43.1	43.0	43.1	43.4	42.5
10,0°	49.9	53.4	58.7	63.0	66.0	66.6	66.0	67.0	68.6	69.3
12,5°	100.2	87.8	94.1	91.5	95.4	92.1	90.2	87.4	90.2	89.5
15,0°	95.4	106.9	107.0	113.3	106.8	101.0	106.0	125.7	130.3	123.6
17,5°	152.5	145.0	118.0	141.4	142.5	143.8	132.7	136.3	141.3	139.6
20,0°	186.0	175.6	152.5	178.0	170.5	150.8	138.9	133.6	134.1	126.1
22,5°	210.4	213.7	170.0	190.6	184.5	164.7	148.9	139.8	133.3	118.0
25,0°	205.1	181.8	139.1	180.3	180.7	183.7	168.6	154.2	153.0	129.4
27,5°	181.9	167.1	135.8	179.1	176.3	177.6	170.8	153.5	163.7	138.3
30,0°	212.6	193.2	159.5	200.9	190.1	182.7	164.5	143.4	160.6	146.3
32,5°	232.5	195.5	158.3	189.0	181.5	166.0	140.6	95.7	115.2	104.7
35,0°	93.6	81.2	66.4	87.0	88.5	96.3	93.7	77.4	113.3	100.9
37,5°	69.2	67.4	71.7	83.8	100.9	113.3	118.6	116.0	133.2	120.8
40,0°	163.0	150.0	145.9	161.8	169.5	168.7	148.6	133.2	145.8	150.8
42,5°	250.2	202.2	205.7	221.8	206.2	185.2	172.9	171.0	179.2	191.7
45,0°	301.7	228.6	260.0	259.1	240.8	207.6	207.3	212.0	226.4	219.9
47,5°	329.0	244.4	322.3	301.2	274.7	231.4	239.7	236.9	251.4	238.9
50,0°	337.9	247.9	363.0	325.0	294.9	247.6	284.0	270.6	251.0	248.7
52,5°	341.5	236.8	362.0	341.6	320.6	293.0	319.7	308.6	252.1	254.2
55,0°	353.8	236.9	363.1	366.4	359.6	345.6	348.8	327.6	269.0	259.0
57,5°	358.8	240.2	365.8	379.3	398.9	391.0	373.0	338.4	285.7	263.0
60,0°	328.3	237.8	358.8	379.2	423.8	420.2	380.7	353.6	304.2	257.2
62,5°	269.1	216.6	328.6	363.9	422.6	433.3	381.0	370.3	321.5	254.1
65,0°	225.6	193.0	289.0	307.1	382.9	445.6	410.2	374.0	316.1	251.4
67,5°	219.0	197.5	279.4	288.7	363.3	450.9	411.6	343.1	315.1	232.5
70,0°	250.7	211.1	283.7	296.1	335.6	393.0	373.7	322.0	276.4	209.3
72,5°	263.9	215.3	264.3	285.5	329.2	362.0	351.2	283.1	215.3	171.2
75,0°	201.3	185.4	232.1	246.2	283.1	282.9	273.0	200.2	144.2	121.2
77,5°	159.6	136.8	153.1	163.5	177.5	165.7	156.5	110.0	94.8	84.9
80,0°	82.4	65.0	77.4	90.3	83.4	80.3	88.0	75.9	65.2	46.7
82,5°	46.0	41.3	41.9	55.4	44.3	39.4	50.0	56.7	45.5	30.8
85,0°	19.1	19.8	19.9	23.9	21.6	23.6	28.7	31.2	22.1	16.6
87,5°	13.2	13.4	13.7	15.5	15.4	15.9	17.2	15.9	13.9	11.5
90,0°	9.1	9.2	9.7	9.8	9.8	9.8	9.6	9.4	9.2	8.9
92,5°	9.1	9.1	9.4	9.7	9.7	9.4	9.3	9.0	9.0	8.9
95,0°	9.1	9.1	9.2	9.4	9.3	9.2	9.3	8.9	8.9	8.8
97,5°	8.7	9.0	9.0	8.9	9.0	9.0	8.9	8.9	8.7	8.4
100,0°	8.4	8.5	8.5	8.5	8.4	8.7	8.7	8.4	8.1	8.1
102,5°	7.7	7.7	8.0	8.0	8.0	8.0	8.0	7.9	7.5	7.5
105,0°	7.3	7.3	7.4	7.5	7.5	7.3	7.5	7.2	7.1	7.1
107,5°	6.8	6.8	6.8	6.7	6.7	6.7	6.6	6.6	6.6	6.5
110,0°	6.6	6.4	6.3	6.1	6.1	6.1	6.1	6.1	6.1	5.8

Photometric test report


Family LANTERN CLASSIC LED	Order number: 5XA5245JF14H000022 EAN: 4058352635919	LP number 57126_27
---	--	-------------------------------------



Table of values for luminous intensities	Maximum luminous intensity
---	-----------------------------------

C-planes	50°	55°	60°	65°	70°	75°	80°	85°	90°	Phi-zone	Total Phi-zone
	130°	125°	120°	115°	110°	105°	100°	95°			
	230°	235°	240°	245°	250°	255°	260°	265°	270°		
	310°	305°	300°	295°	290°	285°	280°	275°			
γ	Luminous intensity in cd/klm									Luminous flux in lm/klm	
0,0°	26.2	26.2	26.2	26.2	26.2	26.2	26.2	26.2	26.2	0.0	0.0
2,5°	26.2	26.2	26.2	26.1	26.2	26.2	26.2	26.2	26.2	0.3	0.3
5,0°	32.1	31.6	31.6	33.2	33.0	32.7	32.9	33.0	32.8	0.8	1.1
7,5°	41.2	39.7	38.2	39.0	40.2	42.6	44.9	48.5	50.3	1.6	2.7
10,0°	68.4	62.6	56.9	50.8	50.4	61.6	65.6	67.7	65.6	3.0	5.7
12,5°	87.2	76.5	68.2	64.2	68.1	77.3	86.3	94.4	98.8	5.1	10.7
15,0°	119.4	117.6	103.5	93.8	90.0	93.3	113.7	120.6	121.8	7.8	18.5
17,5°	136.8	127.0	115.3	113.7	109.6	118.0	134.0	142.1	141.8	10.9	29.5
20,0°	133.5	128.7	118.3	124.7	112.2	103.8	129.1	140.6	145.5	13.1	42.6
22,5°	132.5	133.5	119.9	130.6	117.0	92.8	114.2	124.2	126.1	15.1	57.7
25,0°	142.6	146.8	128.4	137.2	131.9	109.1	129.2	140.8	141.6	17.4	75.1
27,5°	147.0	143.8	126.7	140.5	135.6	116.9	129.8	150.8	151.6	19.1	94.3
30,0°	154.1	146.8	121.1	133.5	128.5	111.0	109.4	131.6	134.8	20.9	115.2
32,5°	128.6	129.8	123.6	119.4	113.3	105.9	105.6	108.5	105.0	20.0	135.3
35,0°	128.5	131.0	130.2	139.0	119.8	103.6	121.2	129.8	130.9	16.8	152.0
37,5°	147.5	151.4	131.0	149.6	132.6	129.5	147.3	168.8	172.6	20.4	172.5
40,0°	158.2	159.9	147.5	178.5	157.8	164.2	163.6	195.9	201.3	28.2	200.7
42,5°	202.9	194.2	176.0	213.1	178.2	190.6	178.5	212.4	217.0	36.2	236.9
45,0°	243.8	225.6	194.1	226.4	182.6	203.1	182.8	215.3	217.9	43.0	279.9
47,5°	255.3	247.1	202.6	229.5	183.8	206.0	187.5	210.9	212.6	48.7	328.6
50,0°	266.1	256.0	202.3	223.1	182.7	202.2	180.5	205.4	206.7	52.8	381.3
52,5°	268.3	261.8	189.4	208.2	172.5	192.4	176.0	200.7	201.9	55.9	437.3
55,0°	262.6	258.4	173.6	189.7	162.0	177.6	162.9	189.9	193.1	59.0	496.2
57,5°	252.9	248.6	150.9	170.8	149.8	158.9	147.8	172.5	178.0	61.1	557.3
60,0°	237.6	228.5	130.0	152.7	133.0	131.9	128.2	151.3	156.0	61.3	618.6
62,5°	225.3	212.3	103.0	129.9	113.0	108.3	104.3	119.3	129.1	59.5	678.2
65,0°	214.1	191.1	85.7	108.6	89.8	83.9	80.3	88.3	91.8	56.2	734.3
67,5°	192.0	173.1	65.6	90.0	67.0	59.9	58.2	60.9	60.8	53.3	787.7
70,0°	173.8	152.0	53.8	74.6	52.3	39.2	38.7	39.2	40.3	49.7	837.3
72,5°	141.3	123.5	36.8	58.3	43.0	27.7	25.4	24.5	25.5	45.1	882.4
75,0°	112.6	107.1	33.4	44.4	27.0	21.4	18.9	17.9	18.0	36.2	918.6
77,5°	84.4	86.6	22.4	34.3	18.7	16.5	15.1	14.6	14.6	24.1	942.7
80,0°	39.6	43.6	15.8	16.7	13.0	12.3	12.3	12.0	11.8	13.3	956.0
82,5°	21.6	16.5	11.3	11.3	10.2	10.0	10.0	9.9	9.8	8.1	964.0
85,0°	12.1	11.3	9.6	9.3	8.9	8.9	8.7	8.5	8.2	4.5	968.6
87,5°	10.1	9.4	8.1	8.1	8.0	8.1	7.9	7.7	7.5	3.2	971.7
90,0°	8.7	8.2	7.6	7.5	7.5	7.5	7.5	7.3	7.3	2.4	974.1
92,5°	8.4	8.2	8.0	7.5	7.5	7.6	7.5	7.5	7.3	2.3	976.5
95,0°	8.4	8.3	8.0	7.9	7.5	7.9	7.5	7.5	7.3	2.3	978.8
97,5°	8.4	8.1	8.0	7.5	7.5	7.5	7.5	7.4	7.3	2.3	981.0
100,0°	8.0	8.0	7.5	7.5	7.5	7.2	7.1	7.3	7.1	2.2	983.2
102,5°	7.5	7.4	7.1	7.1	6.8	6.7	6.6	6.6	6.6	2.0	985.2
105,0°	7.1	6.7	6.6	6.5	6.4	6.3	6.1	5.9	5.9	1.8	987.0
107,5°	6.4	6.1	6.0	6.0	5.8	5.7	5.7	5.5	5.2	1.6	988.7
110,0°	5.7	5.7	5.7	5.6	5.5	5.4	5.2	5.2	4.8	1.5	990.2

Photometric test report

Family LANTERN CLASSIC LED	Order number: 5XA5245JF14H000022 EAN: 4058352635919	LP number 57126_27
Table of values for luminous intensities		Maximum luminous intensity
		

C-planes	0° 180°	5°	10°	15°	20°	25°	30°	35°	40°	45°
		175° 185° 355°	170° 190° 350°	165° 195° 345°	160° 200° 340°	155° 205° 335°	150° 210° 330°	145° 215° 325°	140° 220° 320°	135° 225° 315°
		Luminous intensity in cd/klm								
γ										
112,5°	5.9	5.9	5.9	5.9	5.9	6.0	6.1	5.9	5.7	5.7
115,0°	5.9	5.7	5.7	5.7	5.7	5.7	5.9	5.6	5.5	5.5
117,5°	5.5	5.5	5.5	5.5	5.5	5.5	5.5	5.5	5.1	5.2
120,0°	5.5	5.1	5.0	5.0	5.0	5.1	5.2	5.0	5.0	4.9
122,5°	5.0	5.0	5.0	5.0	5.0	5.0	5.0	5.0	4.6	4.7
125,0°	4.1	4.3	4.2	4.1	4.1	4.1	4.2	4.1	4.1	4.1
127,5°	3.2	3.2	3.2	3.2	3.2	3.2	3.2	3.2	3.2	3.2
130,0°	2.7	2.7	2.7	2.7	2.7	2.5	2.5	2.5	2.5	2.4
132,5°	2.3	2.3	2.3	2.3	2.3	2.3	2.3	2.3	2.3	2.3
135,0°	2.3	2.2	2.0	1.9	1.9	1.8	1.8	1.9	1.8	1.8
137,5°	1.8	1.8	1.8	1.8	1.8	1.8	1.8	1.8	1.8	1.8
140,0°	1.4	1.4	1.4	1.4	1.4	1.4	1.4	1.4	1.4	1.4
142,5°	0.9	0.9	0.9	0.9	0.9	0.9	0.9	1.0	0.9	0.9
145,0°	0.9	0.9	0.9	0.9	0.9	0.9	0.9	0.9	0.9	0.9
147,5°	0.9	0.9	0.9	0.9	0.9	0.9	0.9	0.9	0.9	0.9
150,0°	0.0	0.0	0.0	0.0	0.0	0.0	0.0	0.0	0.0	0.0
165,0°	0.0	0.0	0.0	0.0	0.0	0.0	0.0	0.0	0.0	0.0
180,0°	0.0	0.0	0.0	0.0	0.0	0.0	0.0	0.0	0.0	0.0

C-planes	50°	55°	60°	65°	70°	75°	80°	85°	90° 270°	Phi-zone	Total Phi-zone	
	130° 230° 310°	125° 235° 305°	120° 240° 300°	115° 245° 295°	110° 250° 290°	105° 255° 285°	100° 260° 280°	95° 265° 275°				
		Luminous intensity in cd/klm									Luminous flux in lm/klm	
γ												
112,5°	5.5	5.5	5.2	5.2	5.2	5.1	5.1	4.6	3.2	1.4	991.5	
115,0°	5.4	5.2	5.1	5.0	5.0	5.0	4.8	4.1	2.3	1.3	992.9	
117,5°	5.0	5.0	5.0	5.0	4.8	4.8	4.8	3.6	2.3	1.2	994.1	
120,0°	4.9	4.8	4.8	4.7	4.6	4.6	4.3	3.2	2.0	1.1	995.2	
122,5°	4.6	4.6	4.6	4.6	4.6	4.3	4.1	2.8	1.8	1.0	996.2	
125,0°	4.1	4.1	4.1	4.0	3.9	3.8	3.6	2.5	1.8	0.9	997.1	
127,5°	3.2	3.2	3.2	3.2	3.0	2.8	2.7	1.9	1.4	0.7	997.8	
130,0°	2.5	2.4	2.3	2.3	2.3	2.3	2.0	1.8	1.4	0.5	998.3	
132,5°	2.3	2.3	2.3	2.3	2.3	2.0	1.8	1.4	1.4	0.4	998.7	
135,0°	1.8	1.8	1.8	1.8	1.8	1.8	1.4	1.4	0.9	0.4	999.1	
137,5°	1.8	1.8	1.6	1.6	1.5	1.4	1.4	1.0	0.9	0.3	999.4	
140,0°	1.4	1.4	1.4	1.4	1.4	1.3	0.9	0.9	0.9	0.2	999.6	
142,5°	0.9	0.9	0.9	0.9	0.9	0.9	0.9	0.9	0.7	0.2	999.8	
145,0°	0.9	0.9	0.9	0.9	0.9	0.9	0.9	0.8	0.9	0.1	999.9	
147,5°	0.9	0.9	0.9	0.9	0.9	0.9	0.9	0.9	0.9	0.1	1000.0	
150,0°	0.0	0.0	0.0	0.0	0.0	0.0	0.0	0.0	0.0	0.0	1000.0	
165,0°	0.0	0.0	0.0	0.0	0.0	0.0	0.0	0.0	0.0	0.0	1000.0	
180,0°	0.0	0.0	0.0	0.0	0.0	0.0	0.0	0.0	0.0	0.0	1000.0	

Photometric test report

Family LANTERN CLASSIC LED	Order number: 5XA5245JF14H000022 EAN: 4058352635919	LP number 57126_27
---	--	-------------------------------------

Dimming levels table	environmental temperature: 25°C	siteco
-----------------------------	---------------------------------	---------------

Luminous flux %	Dimming level linear	Dimming level logarithmic	Luminous flux [lm]	Power consumption [W] start of lifetime	Power consumption [W] end of lifetime	Power consumption [W] average
100	254	254	2660	19.3	20.6	20.0
95	241	252	2524	18.3	19.4	18.8
90	229	250	2398	17.3	18.4	17.8
85	216	248	2262	16.3	17.3	16.8
80	203	246	2126	15.2	16.2	15.7
75	190	243	1990	14.2	15.1	14.6
70	178	241	1864	13.3	14.1	13.7
65	165	238	1728	12.4	13.2	12.8
60	152	235	1592	11.4	12.1	11.8
55	140	232	1466	10.5	11.2	10.8
50	127	229	1330	9.6	10.1	9.8
45	114	225	1194	8.7	9.2	9.0
40	102	221	1068	7.9	8.3	8.1
35	89	216	932	7.1	7.4	7.2
30	76	210	796	6.2	6.5	6.4
25	63	203	660	5.4	5.6	5.5
20	51	195	534	4.6	4.8	4.7
17	44	190	461	4.1	4.3	4.2