

Photometric test report

Family
LANTERN CLASSIC LED

Order number: **5XA5243AB14H**
EAN: **4058352436349**

LP number
57124_7



Version post-top- or mounting to wall arm
Optic asymmetric, wide distribution (ST1.2a)
Cover cover transparent, PMMA
Lamps LED 2200 K | CRI ≥ 70
Controlgear ECG Plus
Rated values Net luminous flux = 1380 lm
Power consumption = 14.9 W
Luminous efficacy = 92.6 lm/W

serial
documentation
25.09.2020

siteco

Luminous intensity in cd/klm

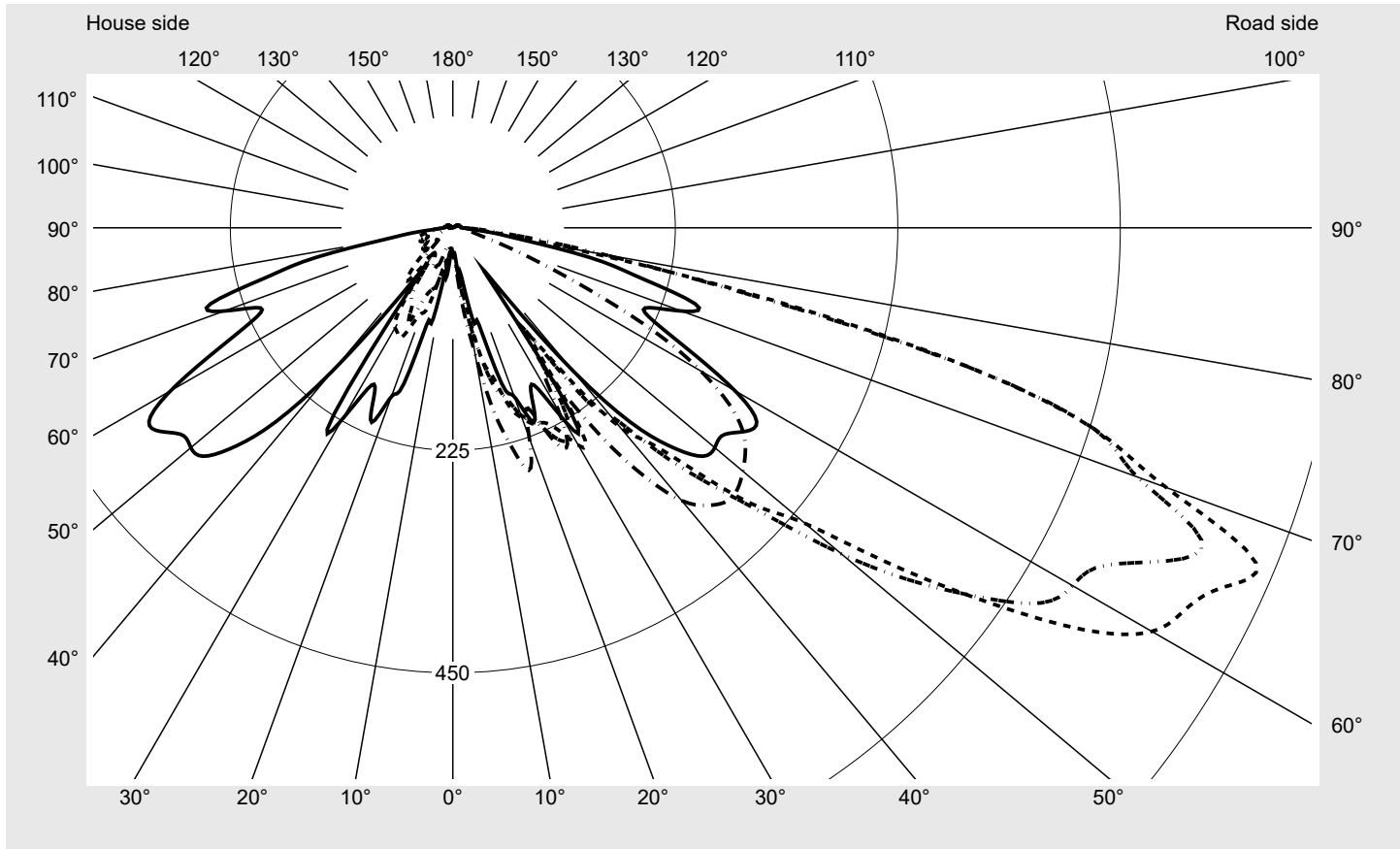
C180-0

C205-25

C210-30

C270-90

Imax: 877 cd/klm



Luminaire output ratios

Eta	100.0%
Eta 0° - 90°	97.4%
Eta 90° - 180°	2.6%

Luminous intensity class acc. to EN13201-2

Class:	G1
Imax 70°	767.4
Imax 80°	154.8
Imax 90°	11.0
Imax >90°	10.7
Imax >95°	10.0

Measurement conditions

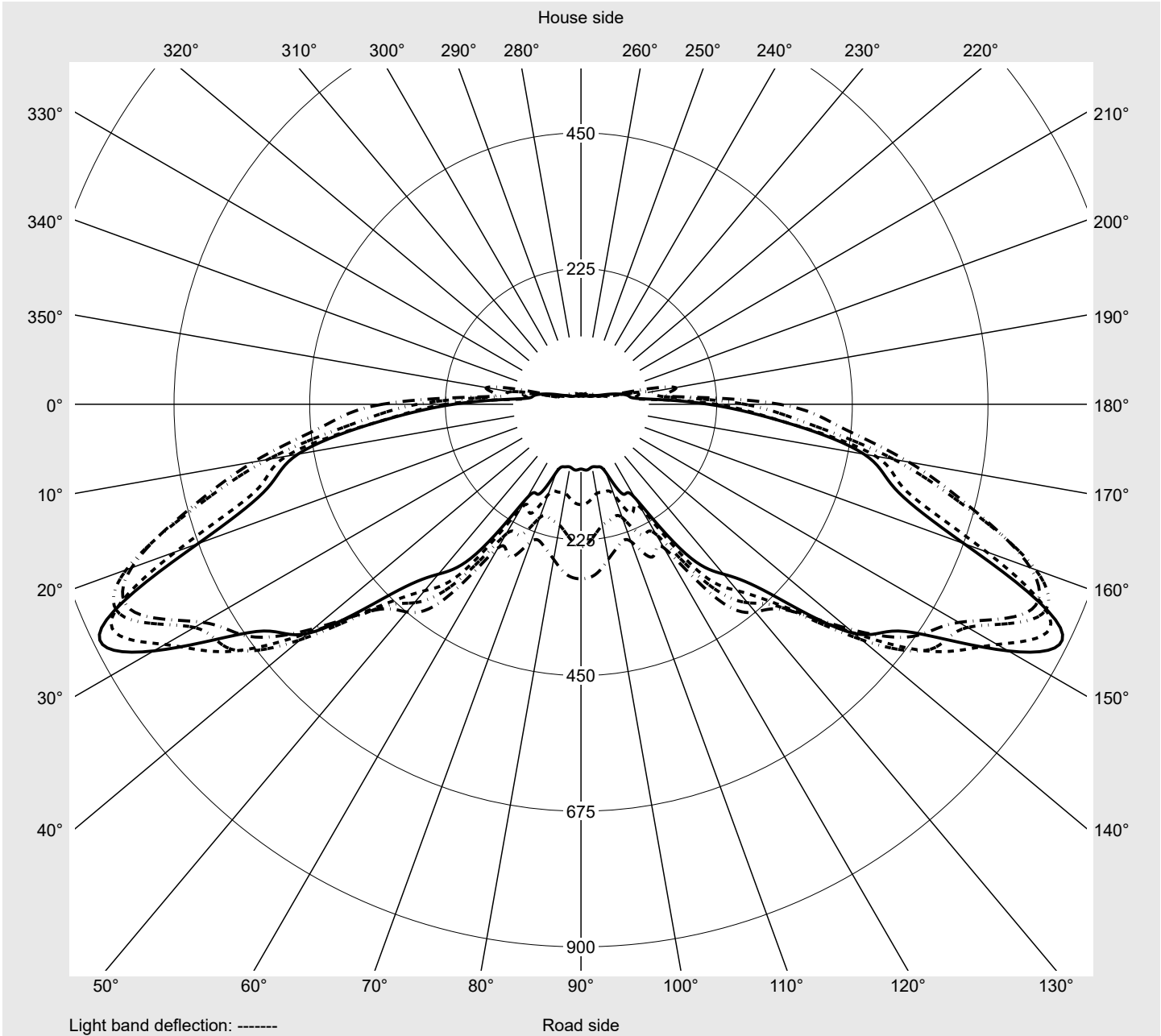
DIN EN 13032 and DIN 5032

Photometric test report

Family LANTERN CLASSIC LED	Order number: 5XA5243AB14H EAN: 4058352436349	LP number 57124_7
---	--	------------------------------------



Envelope curve in cd/klm **KMK 67.5°** **KMK 65°** **KMK 62.5°** **KMK 60°**



Photometric test report

Family LANTERN CLASSIC LED	Order number: 5XA5243AB14H EAN: 4058352436349	LP number 57124_7
Table of values for luminous intensities		Maximum luminous intensity
siteco		

C-planes	0° 180°	5° 175°	10° 170°	15° 165°	20° 160°	25° 155°	30° 150°	35° 145°	40° 140°	45° 135°	50° 130°	55° 125°	60° 120°
γ	Luminous intensity in cd/klm												
0,0°	26.9	26.9	26.9	26.9	26.9	26.9	26.9	26.9	26.9	26.9	26.9	26.9	26.9
2,5°	25.6	25.6	26.0	26.3	26.7	27.0	27.8	28.5	29.2	29.9	30.6	31.0	31.0
5,0°	30.6	32.4	33.8	35.6	36.6	37.0	38.4	39.5	40.2	41.3	40.9	40.9	41.3
7,5°	50.5	52.7	52.3	54.4	57.6	57.3	60.8	60.8	63.0	64.8	64.0	62.3	60.8
10,0°	49.5	59.1	68.7	79.0	80.8	86.1	98.2	105.7	113.1	114.9	111.4	97.8	91.8
12,5°	97.8	107.8	118.5	122.7	135.9	136.3	137.7	141.3	142.7	139.1	132.7	126.3	127.4
15,0°	100.0	143.7	148.7	175.8	170.4	155.5	169.0	180.7	191.1	198.5	177.9	169.4	161.5
17,5°	166.5	142.7	153.3	183.6	190.7	188.6	181.1	197.8	204.6	205.6	213.8	191.8	191.4
20,0°	181.5	198.5	214.9	222.7	250.8	204.6	201.7	189.3	197.1	194.3	209.6	190.4	189.6
22,5°	212.8	232.7	239.1	227.0	232.3	214.9	209.2	198.9	202.4	192.1	217.7	204.6	200.3
25,0°	188.9	181.8	180.0	186.1	200.3	217.4	228.1	224.5	241.6	214.5	233.8	227.7	214.9
27,5°	180.4	192.5	208.9	217.0	225.9	230.2	243.4	233.4	258.7	229.8	233.0	209.6	210.3
30,0°	223.4	233.8	261.9	264.4	256.5	253.7	236.2	215.3	258.0	243.7	258.3	218.5	198.2
32,5°	224.5	218.5	217.7	200.0	216.7	239.1	189.6	151.2	167.9	160.8	192.5	194.3	189.6
35,0°	72.2	68.0	69.0	76.5	93.9	138.0	122.4	119.9	169.4	154.4	207.8	206.4	218.1
37,5°	82.2	94.3	127.4	148.7	170.1	189.3	213.8	209.2	227.7	215.6	250.8	232.7	228.8
40,0°	187.1	196.8	224.2	241.9	247.3	263.3	248.0	238.4	262.2	285.7	290.0	262.6	282.9
42,5°	268.3	270.4	285.3	287.5	285.3	295.3	306.7	303.8	309.9	355.1	380.7	328.8	354.0
45,0°	313.8	311.7	341.9	343.0	345.1	349.7	365.4	366.5	408.5	405.6	449.7	377.9	385.3
47,5°	341.9	355.8	408.5	418.1	428.7	416.3	429.1	412.7	450.8	447.9	474.6	405.2	396.0
50,0°	345.8	375.0	479.3	467.5	508.8	465.0	513.1	482.1	470.4	460.4	499.5	424.8	393.2
52,5°	344.4	375.0	472.9	499.9	572.1	559.3	587.1	558.2	487.8	474.6	496.7	424.8	377.5
55,0°	359.4	401.3	481.7	555.8	655.4	659.6	651.1	603.4	510.6	479.6	491.4	435.1	344.1
57,5°	364.3	436.9	523.4	618.4	746.5	756.4	705.9	629.4	542.6	489.2	474.3	410.2	322.0
60,0°	329.5	431.6	552.2	672.8	793.4	816.5	723.7	671.4	579.2	482.8	449.7	394.2	275.0
62,5°	271.5	381.8	527.3	662.8	802.7	835.4	740.4	708.4	607.7	479.6	429.8	360.1	249.1
65,0°	224.9	339.8	496.3	559.7	715.5	860.0	797.0	715.1	589.9	473.9	403.8	335.5	198.9
67,5°	211.3	338.7	476.8	538.7	676.0	877.4	818.3	657.2	591.3	445.5	367.9	302.4	180.0
70,0°	246.2	365.4	479.3	532.3	625.1	767.4	736.5	627.6	520.9	404.9	328.0	273.2	131.6
72,5°	258.0	381.1	446.2	523.7	619.8	683.5	682.8	547.9	417.3	335.5	262.6	219.2	120.6
75,0°	197.8	327.0	402.8	435.8	514.5	533.3	530.5	388.9	269.0	227.7	218.1	194.6	89.3
77,5°	149.1	227.7	250.1	290.3	323.4	309.2	292.1	207.8	175.4	164.4	160.1	159.0	91.1
80,0°	76.5	91.8	106.0	145.5	134.5	127.0	154.8	138.8	114.9	82.9	69.7	82.5	36.6
82,5°	44.5	48.4	53.0	80.8	65.8	54.8	77.6	95.7	74.0	50.9	31.0	23.1	16.0
85,0°	18.9	21.0	21.7	24.2	19.2	25.6	39.8	46.6	28.5	22.4	14.6	13.5	12.1
87,5°	12.8	13.2	13.2	14.2	15.3	16.7	21.7	18.5	17.4	14.6	11.7	11.4	10.7
90,0°	8.5	9.3	10.0	10.7	11.0	11.0	11.0	11.0	11.0	10.3	10.3	9.6	9.3
92,5°	8.5	9.3	9.6	10.3	10.3	10.7	10.3	10.3	10.3	10.0	9.6	9.6	9.3
95,0°	8.5	9.3	9.3	10.0	10.0	10.3	10.3	10.0	10.0	10.0	9.6	9.6	9.3
97,5°	8.5	8.5	9.3	9.3	9.6	10.0	10.0	9.6	9.3	9.3	9.3	9.3	9.3
100,0°	7.8	8.5	8.5	8.9	8.9	9.3	9.3	9.3	9.3	9.3	8.9	8.9	8.5
102,5°	7.1	7.8	7.8	8.2	8.2	8.5	8.5	8.5	8.2	8.5	8.5	8.5	8.5
105,0°	6.8	7.1	7.5	7.8	7.8	7.8	7.8	7.8	7.8	7.8	7.8	7.8	7.8
107,5°	6.4	6.4	7.1	7.1	7.1	7.5	7.5	7.1	7.1	7.8	7.5	7.5	7.8
110,0°	5.7	6.4	6.4	6.4	7.1	7.1	7.1	7.1	7.1	7.1	7.1	7.1	7.1
112,5°	5.7	5.7	6.0	6.4	6.4	6.8	6.8	6.8	6.8	6.4	6.4	6.4	6.4

Photometric test report

Family LANTERN CLASSIC LED	Order number: 5XA5243AB14H EAN: 4058352436349	LP number 57124_7
Table of values for luminous intensities		Maximum luminous intensity
siteco		


C-planes	65° 115°	70° 110°	75° 105°	80° 100°	85° 95°	90°	185° 355°	190° 350°	195° 345°	200° 340°	205° 335°	210° 330°	215° 325°
γ	Luminous intensity in cd/klm												
0,0°	26.9	26.9	26.9	26.9	26.9	26.9	26.9	26.9	26.9	26.9	26.9	26.9	26.9
2,5°	31.3	31.3	31.7	31.7	31.3	31.3	25.3	25.3	24.9	24.5	24.5	24.2	24.2
5,0°	44.8	45.9	47.0	46.6	45.9	45.5	29.2	28.1	27.0	26.7	26.0	25.3	25.3
7,5°	59.4	61.2	67.6	74.4	82.5	85.4	45.2	40.2	35.6	31.7	28.8	26.7	24.9
10,0°	82.5	85.4	104.6	115.6	125.2	128.8	47.7	47.7	51.6	53.4	50.5	39.1	30.2
12,5°	127.4	134.8	154.4	169.0	181.8	188.6	73.3	79.3	69.7	52.7	43.1	30.2	34.2
15,0°	165.8	164.7	181.1	210.6	224.9	229.1	85.0	68.0	60.1	60.5	55.1	55.1	68.0
17,5°	195.7	195.0	207.8	239.4	253.3	256.9	139.1	80.4	103.9	89.7	84.7	64.4	75.4
20,0°	201.0	186.8	182.2	214.5	225.9	226.3	165.8	86.1	128.1	113.1	92.2	68.7	72.2
22,5°	211.7	188.2	169.4	187.9	196.0	197.1	187.1	103.9	144.1	119.9	103.5	81.1	65.8
25,0°	223.1	213.1	204.9	232.0	234.8	232.7	173.6	80.8	143.4	142.7	122.0	104.2	72.9
27,5°	232.0	219.5	211.7	243.0	251.2	249.8	142.7	59.8	132.7	119.5	120.6	89.3	65.8
30,0°	212.4	197.5	189.3	206.4	213.1	214.9	174.0	49.1	133.1	117.8	116.7	83.6	58.7
32,5°	188.9	183.2	185.0	190.7	181.1	172.9	173.3	70.8	154.4	120.3	103.9	71.5	44.1
35,0°	226.6	197.1	195.7	228.1	240.5	244.8	86.8	53.7	94.3	75.8	65.5	43.4	35.9
37,5°	243.0	237.0	249.1	295.0	310.6	314.5	73.6	52.7	53.0	49.5	43.1	33.1	27.0
40,0°	309.2	293.5	306.3	342.6	355.8	360.1	139.8	60.1	105.7	90.4	68.0	38.8	29.2
42,5°	378.9	335.5	336.6	371.1	377.9	380.7	176.1	104.2	145.9	114.9	67.6	38.8	35.9
45,0°	411.3	343.7	367.5	383.5	389.2	391.4	229.5	131.3	179.7	126.7	56.6	37.0	42.7
47,5°	414.9	355.8	373.6	385.0	389.2	390.7	193.9	137.7	183.9	108.9	44.5	37.7	45.5
50,0°	407.7	344.1	370.4	377.1	382.1	382.8	200.0	145.5	190.7	82.9	33.4	36.3	42.3
52,5°	373.2	325.6	354.0	363.3	371.8	372.9	195.3	145.9	184.7	62.3	34.9	36.3	38.4
55,0°	345.8	301.7	327.3	339.4	353.7	357.9	190.7	166.2	163.0	48.7	32.0	37.0	35.6
57,5°	312.4	274.0	292.8	307.4	324.8	330.9	182.5	150.5	115.6	43.8	29.9	33.8	32.0
60,0°	279.7	242.3	242.3	261.2	282.9	289.6	149.4	159.0	73.3	43.4	30.6	30.6	28.8
62,5°	239.4	200.3	196.8	203.9	222.4	236.2	141.3	119.2	54.1	38.4	31.3	28.5	25.6
65,0°	199.6	160.1	150.5	150.1	161.2	166.5	98.2	97.1	55.9	39.8	32.7	28.5	24.2
67,5°	164.4	120.3	107.5	105.7	109.6	107.5	103.5	80.1	65.5	48.4	35.6	28.8	23.1
70,0°	134.1	90.4	64.4	64.4	65.8	67.6	104.2	88.2	70.1	46.6	33.8	26.7	22.1
72,5°	102.8	71.5	44.5	39.5	38.4	39.8	124.5	88.6	61.6	40.2	35.6	26.7	21.3
75,0°	76.5	42.0	31.7	27.8	26.3	26.3	80.8	69.7	52.3	39.8	37.0	27.0	21.7
77,5°	57.6	27.8	23.1	21.0	19.9	19.9	71.5	51.9	40.9	37.4	31.3	25.6	21.0
80,0°	21.0	17.4	16.7	16.0	16.4	16.4	48.7	41.3	33.1	34.2	28.5	25.3	20.6
82,5°	14.2	13.2	13.2	12.8	13.5	13.5	31.0	28.8	24.2	24.5	23.1	19.9	16.7
85,0°	12.1	11.7	11.7	11.7	12.1	12.1	16.4	16.0	19.9	21.7	19.2	16.7	13.9
87,5°	10.7	10.7	10.7	10.7	11.4	11.4	12.5	11.7	13.2	14.2	12.1	11.7	11.0
90,0°	10.0	10.0	10.0	10.0	10.0	10.0	8.2	7.8	7.8	7.1	7.1	6.8	6.4
92,5°	9.3	10.0	10.0	10.0	10.0	10.0	7.8	7.8	7.8	7.1	7.1	7.1	6.8
95,0°	9.3	9.3	9.6	10.0	10.0	10.0	7.8	7.8	7.8	7.1	7.1	7.1	6.8
97,5°	9.3	9.3	9.3	9.3	9.6	10.0	7.8	7.8	7.5	7.1	7.1	7.1	6.8
100,0°	8.9	8.9	8.9	9.3	9.3	9.3	7.5	7.1	7.1	7.1	6.8	6.4	6.4
102,5°	8.5	8.5	8.5	8.5	8.9	8.5	7.1	6.4	6.4	6.4	6.4	6.4	5.7
105,0°	7.8	8.5	8.5	8.5	8.5	8.5	6.4	6.4	6.4	6.0	5.7	5.7	5.7
107,5°	7.8	7.8	7.8	7.8	7.8	7.1	6.0	5.7	5.7	5.7	5.0	5.0	5.0
110,0°	7.1	7.1	7.5	7.1	7.5	7.1	5.7	5.0	5.0	5.0	5.0	5.0	5.0
112,5°	6.8	7.1	7.1	7.1	6.8	5.0	5.0	5.0	5.0	5.0	5.0	5.0	4.3

Photometric test report

Family LANTERN CLASSIC LED	Order number: 5XA5243AB14H EAN: 4058352436349	LP number 57124_7
Table of values for luminous intensities		Maximum luminous intensity
		siteco

C-planes	220° 320°	225° 315°	230° 310°	235° 305°	240° 300°	245° 295°	250° 290°	255° 285°	260° 280°	265° 275°	270°	Phi-zone	Total Phi-zone
γ	Luminous intensity in cd/klm											Luminous flux in lm/klm	
0,0°	26.9	26.9	26.9	26.9	26.9	26.9	26.9	26.9	26.9	26.9	26.9	0.0	0.0
2,5°	23.8	23.1	22.4	22.4	21.7	21.7	21.7	21.3	21.3	21.0	21.3	0.3	0.4
5,0°	24.5	24.2	23.1	22.4	22.1	21.7	21.7	21.3	21.3	21.0	21.3	0.8	1.1
7,5°	24.2	23.5	22.4	21.7	21.7	21.3	21.3	21.3	21.0	21.0	20.6	1.6	2.7
10,0°	24.9	23.5	22.8	21.7	21.0	21.0	20.6	20.6	20.3	20.3	19.9	3.0	5.7
12,5°	39.8	39.8	31.0	24.9	22.1	21.3	20.3	19.9	19.6	19.6	19.2	5.2	11.0
15,0°	54.4	43.4	47.0	51.2	42.3	32.0	23.5	21.7	21.0	20.3	19.9	7.9	18.9
17,5°	64.4	53.4	45.2	41.6	37.7	35.6	39.5	34.2	29.2	23.8	20.6	10.7	29.6
20,0°	59.8	51.2	43.1	43.1	42.7	39.8	36.6	32.0	26.3	31.7	37.7	12.8	42.4
22,5°	56.2	43.1	40.2	39.1	39.5	38.1	38.4	37.0	31.7	36.3	41.3	14.7	57.2
25,0°	59.8	42.0	37.7	37.7	38.1	39.1	44.1	43.4	34.9	42.7	47.0	16.9	74.1
27,5°	51.6	43.4	39.8	39.8	39.8	41.3	42.7	40.2	35.9	38.4	40.6	18.7	92.8
30,0°	48.0	45.9	42.3	40.9	40.6	39.8	41.6	40.2	33.1	35.6	37.0	20.6	113.4
32,5°	48.0	51.6	51.2	49.5	45.5	41.3	39.1	36.3	30.6	31.7	33.4	19.5	132.8
35,0°	42.0	47.7	49.5	51.2	48.7	45.5	41.3	37.4	29.9	29.5	31.3	16.7	149.5
37,5°	28.8	38.1	44.1	49.1	48.7	45.9	43.1	39.5	31.0	29.9	32.7	21.5	171.0
40,0°	26.0	26.0	31.0	37.7	43.1	43.1	43.4	40.2	33.8	36.3	41.3	29.0	200.0
42,5°	34.5	28.1	24.9	24.2	29.2	34.2	37.7	37.0	35.6	38.8	41.3	36.3	236.3
45,0°	41.3	35.2	30.2	26.0	25.6	24.9	26.0	28.5	29.5	31.3	33.4	42.9	279.2
47,5°	41.6	35.2	31.3	28.8	27.8	24.2	22.8	22.4	21.7	23.1	24.2	48.0	327.2
50,0°	38.8	34.5	30.2	27.8	25.6	24.9	22.8	21.0	18.9	18.9	19.2	52.3	379.4
52,5°	35.6	32.0	29.2	26.7	25.3	22.8	21.3	20.3	19.2	19.6	20.6	55.4	434.8
55,0°	32.4	28.8	26.7	24.5	23.8	22.8	21.3	19.6	17.4	18.1	19.2	58.6	493.4
57,5°	29.2	26.3	23.8	22.4	22.1	21.3	20.3	18.5	17.1	17.4	17.8	61.1	554.5
60,0°	26.0	23.5	21.3	20.3	20.3	19.6	18.5	17.1	16.7	17.4	17.1	61.7	616.2
62,5°	23.1	21.0	19.6	18.9	18.5	18.1	17.1	15.3	15.7	16.0	16.4	59.9	676.0
65,0°	21.3	19.2	18.1	17.4	17.1	16.4	15.7	14.2	14.9	14.9	14.2	56.4	732.4
67,5°	20.3	18.5	17.4	16.7	16.0	14.9	14.2	13.5	13.9	13.5	13.5	54.1	786.5
70,0°	19.2	17.4	16.0	15.3	14.2	13.5	12.8	12.1	12.8	12.1	12.1	50.3	836.9
72,5°	18.5	16.0	14.6	13.9	12.8	12.1	11.4	11.0	11.0	10.7	10.7	46.1	883.0
75,0°	17.8	15.3	13.2	12.1	11.4	10.7	10.0	9.6	10.0	9.6	9.3	36.8	919.8
77,5°	17.1	14.2	11.7	11.0	10.3	9.6	8.9	8.5	8.5	8.5	8.5	24.9	944.7
80,0°	16.4	13.5	11.0	9.6	8.9	8.2	7.1	7.1	7.1	7.1	7.1	13.4	958.1
82,5°	14.6	11.7	9.6	8.2	7.5	6.8	6.0	5.7	5.7	5.0	5.0	7.9	966.0
85,0°	11.4	9.6	8.2	7.1	6.0	5.7	5.0	5.0	5.0	4.3	4.3	4.3	970.3
87,5°	9.3	7.8	6.8	6.0	5.3	5.0	4.3	4.3	4.3	3.6	3.6	3.0	973.3
90,0°	6.4	6.0	5.7	5.0	5.0	4.6	4.3	4.3	3.9	3.9	3.6	2.2	975.5
92,5°	6.4	6.4	6.0	5.7	5.3	5.3	5.0	5.0	4.3	4.3	4.3	2.2	977.7
95,0°	6.4	6.4	6.0	5.7	5.7	5.3	5.0	5.0	4.6	4.3	5.0	2.2	979.9
97,5°	6.4	6.0	6.4	6.0	5.7	5.3	5.0	5.0	4.3	4.3	4.3	2.1	982.0
100,0°	6.0	6.4	5.7	5.7	5.7	5.0	5.0	5.0	4.3	4.3	4.3	2.0	984.0
102,5°	5.7	5.7	5.7	5.0	5.0	5.0	4.3	4.3	4.3	3.9	4.3	1.9	985.9
105,0°	5.3	5.0	5.0	5.0	5.0	4.3	4.3	3.9	3.6	3.6	3.6	1.7	987.6
107,5°	5.0	5.0	4.3	4.3	4.3	3.9	3.6	3.6	2.8	2.8	2.8	1.6	989.1
110,0°	4.6	4.3	4.3	4.3	3.9	3.6	3.6	2.8	2.8	2.8	2.8	1.5	990.6
112,5°	4.3	4.3	4.3	3.9	3.6	3.6	3.2	2.8	2.8	2.8	2.1	1.3	991.9

Photometric test report

Family LANTERN CLASSIC LED	Order number: 5XA5243AB14H EAN: 4058352436349	LP number 57124_7
Table of values for luminous intensities		Maximum luminous intensity
		

C-planes	0° 180°	5° 175°	10° 170°	15° 165°	20° 160°	25° 155°	30° 150°	35° 145°	40° 140°	45° 135°	50° 130°	55° 125°	60° 120°
γ	Luminous intensity in cd/klm												
115,0°	5.7	5.7	5.7	5.7	6.4	6.4	6.4	6.4	6.4	6.4	6.4	6.4	6.4
117,5°	6.0	8.2	5.7	5.7	5.7	6.0	6.0	6.0	5.7	5.7	6.0	6.4	6.4
120,0°	5.0	5.0	5.0	5.0	5.3	5.7	5.3	5.3	5.3	5.3	5.7	5.7	5.7
122,5°	4.3	5.0	5.0	5.0	5.0	5.0	5.3	5.0	5.0	5.0	5.3	5.7	5.7
125,0°	4.6	4.3	4.3	4.3	4.3	4.3	4.3	4.3	4.3	4.3	4.3	4.3	4.6
127,5°	2.8	3.2	3.2	3.2	2.8	3.6	3.2	3.6	3.2	3.6	3.6	3.6	3.6
130,0°	2.5	2.8	2.5	2.1	2.1	2.1	2.1	2.1	2.1	2.1	2.1	2.1	2.5
132,5°	2.1	2.1	2.1	2.1	2.1	2.1	2.1	2.1	2.1	2.1	2.1	2.1	2.1
135,0°	2.1	2.1	2.1	2.1	2.1	2.1	1.8	1.8	2.1	2.1	1.8	2.1	2.1
137,5°	1.4	1.4	1.4	1.4	1.4	1.4	1.4	1.4	1.4	1.4	1.4	1.4	1.4
140,0°	1.4	1.4	1.4	1.4	1.4	1.4	1.4	1.4	1.4	1.4	1.4	1.4	1.4
142,5°	1.4	0.7	0.7	0.7	0.7	0.7	0.7	0.7	0.7	0.7	0.7	0.7	0.7
145,0°	0.7	0.7	0.7	0.7	0.7	0.7	0.7	0.7	0.7	0.7	0.7	0.7	0.7
147,5°	0.7	0.7	0.7	0.7	0.7	0.7	0.7	0.7	0.7	0.7	0.7	0.7	0.7
150,0°	0.0	0.0	0.0	0.0	0.0	0.0	0.0	0.0	0.0	0.0	0.0	0.0	0.0
165,0°	0.0	0.0	0.0	0.0	0.0	0.0	0.0	0.0	0.0	0.0	0.0	0.0	0.0
180,0°	0.0	0.0	0.0	0.0	0.0	0.0	0.0	0.0	0.0	0.0	0.0	0.0	0.0

Photometric test report

Family LANTERN CLASSIC LED	Order number: 5XA5243AB14H EAN: 4058352436349	LP number 57124_7
		siteco

C-planes	65° 115°	70° 110°	75° 105°	80° 100°	85° 95°	90°	185° 355°	190° 350°	195° 345°	200° 340°	205° 335°	210° 330°	215° 325°
γ	Luminous intensity in cd/klm												
115,0°	6.4	6.4	6.8	7.1	5.7	2.8	5.0	5.0	5.0	4.6	4.3	4.3	4.3
117,5°	6.4	6.4	6.4	6.4	5.0	2.8	5.0	5.0	4.3	4.3	4.3	4.3	4.3
120,0°	5.7	5.7	5.7	5.7	4.3	2.1	4.3	4.3	4.3	4.3	4.3	4.3	3.6
122,5°	5.7	5.7	5.7	5.7	3.6	1.4	4.3	4.3	4.3	3.9	3.6	3.6	3.6
125,0°	5.0	5.0	5.0	5.0	2.8	1.4	3.6	3.6	3.6	3.6	3.6	3.6	3.6
127,5°	3.6	3.6	3.6	3.6	2.1	1.4	2.8	2.8	2.8	2.8	2.8	2.8	2.8
130,0°	2.5	2.5	2.1	2.1	1.4	1.4	2.5	2.1	2.8	2.1	2.1	2.1	2.1
132,5°	2.1	2.1	2.1	2.1	1.4	0.7	2.1	2.1	2.1	2.1	2.1	2.1	2.1
135,0°	2.1	2.1	1.8	1.4	1.1	0.7	2.1	2.1	2.1	2.1	2.1	2.1	2.1
137,5°	1.4	1.4	1.4	1.4	0.7	0.7	1.8	1.8	1.8	1.4	1.8	1.8	2.1
140,0°	1.1	1.4	1.4	0.7	0.7	0.7	1.4	1.4	1.4	1.4	1.4	1.4	1.4
142,5°	0.7	0.7	0.7	0.7	0.7	0.7	1.4	1.1	1.4	1.4	1.4	1.4	1.4
145,0°	0.7	0.7	0.7	0.7	0.7	0.7	0.7	0.7	0.7	0.7	1.4	0.7	1.4
147,5°	0.7	0.7	0.7	0.7	0.7	0.7	0.7	0.7	0.7	0.7	0.7	0.7	1.1
150,0°	0.0	0.0	0.0	0.0	0.0	0.0	0.0	0.0	0.0	0.0	0.0	0.0	0.0
165,0°	0.0	0.0	0.0	0.0	0.0	0.0	0.0	0.0	0.0	0.0	0.0	0.0	0.0
180,0°	0.0	0.0	0.0	0.0	0.0	0.0	0.0	0.0	0.0	0.0	0.0	0.0	0.0

C-planes	220° 320°	225° 315°	230° 310°	235° 305°	240° 300°	245° 295°	250° 290°	255° 285°	260° 280°	265° 275°	270°	Phi-zone	Total Phi-zone
γ	Luminous intensity in cd/klm											Luminous flux in lm/klm	
115,0°	4.3	4.3	4.3	3.9	3.6	3.6	3.2	2.8	2.8	2.5	2.1	1.3	993.2
117,5°	4.3	4.3	3.6	3.6	3.6	3.6	2.8	2.8	2.8	2.1	2.1	1.2	994.4
120,0°	3.6	3.6	3.6	3.6	3.6	2.8	2.8	2.8	2.1	2.1	2.1	1.0	995.4
122,5°	3.6	3.6	3.6	3.6	3.2	2.8	2.8	2.8	2.1	1.8	1.4	1.0	996.4
125,0°	3.6	2.8	2.8	2.8	2.8	2.8	2.5	2.1	2.1	1.8	1.4	0.8	997.2
127,5°	2.8	2.8	2.8	2.8	2.5	2.5	2.1	2.1	1.8	1.4	1.4	0.6	997.9
130,0°	2.1	2.1	2.1	2.1	2.1	2.1	2.1	2.1	1.4	1.4	1.4	0.5	998.3
132,5°	2.1	2.1	2.1	2.1	2.1	2.1	2.1	2.1	1.4	1.4	1.4	0.4	998.7
135,0°	2.1	2.1	2.1	2.1	2.1	2.1	2.1	1.4	1.4	1.4	1.4	0.4	999.1
137,5°	1.8	1.8	1.8	1.8	1.4	1.4	1.4	1.4	1.4	1.4	1.4	0.3	999.4
140,0°	1.4	1.4	1.4	1.4	1.4	1.4	1.4	1.4	1.1	1.4	0.7	0.2	999.6
142,5°	1.4	1.4	1.4	1.4	1.4	1.4	1.1	1.1	1.1	0.7	0.7	0.2	999.8
145,0°	1.4	1.4	1.4	1.4	1.4	1.4	1.1	0.7	0.7	0.7	0.7	0.1	999.9
147,5°	1.1	1.1	0.7	0.7	1.1	0.7	0.7	0.7	0.7	0.7	0.7	0.1	1000.0
150,0°	0.0	0.0	0.0	0.0	0.0	0.0	0.0	0.0	0.0	0.0	0.0	0.0	1000.0
165,0°	0.0	0.0	0.0	0.0	0.0	0.0	0.0	0.0	0.0	0.0	0.0	0.0	1000.0
180,0°	0.0	0.0	0.0	0.0	0.0	0.0	0.0	0.0	0.0	0.0	0.0	0.0	1000.0

Photometric test report

Family LANTERN CLASSIC LED	Order number: 5XA5243AB14H EAN: 4058352436349	LP number 57124_7
---	--	------------------------------------

Dimming levels table	environmental temperature: 25°C	sITeco
-----------------------------	---------------------------------	---------------

Luminous flux %	Dimming level linear	Luminous flux [lm]	Power consumption [W] start of lifetime	Power consumption [W] end of lifetime	Power consumption [W] average
100	254	1380	14.9	15.5	15.2
95	241	1309	14.0	14.6	14.3
90	229	1244	13.2	13.8	13.5
85	216	1174	12.3	12.9	12.6
80	203	1103	11.6	12.1	11.8
75	190	1032	10.7	11.3	11.0
70	178	967	10.1	10.5	10.3
65	165	896	9.4	9.7	9.6
60	152	826	8.6	9.0	8.8
55	140	761	8.0	8.3	8.2
50	127	690	7.3	7.6	7.4
45	114	619	6.7	7.0	6.8
40	102	554	6.1	6.3	6.2
35	89	484	5.5	5.7	5.6
30	76	413	4.9	5.0	5.0
25	63	342	4.3	4.4	4.4
20	51	277	3.6	3.8	3.7
15	38	206	2.8	2.9	2.8
13	33	179	2.6	2.7	2.7