



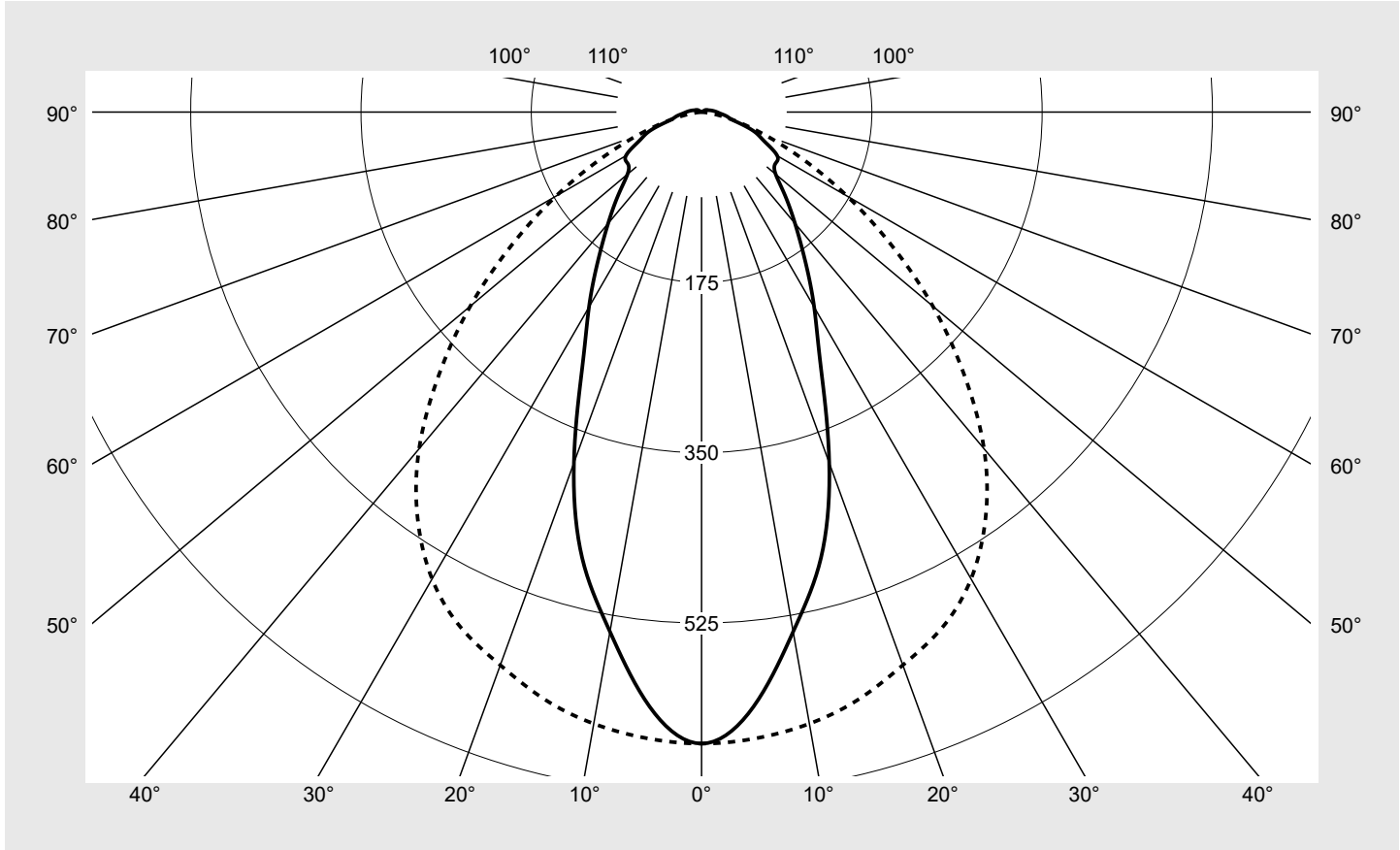
# Photometric test report

<b>Family</b> <b>Monsun® Ex</b>	<b>Order number: 51FXB17P6D0A</b> <b>EAN: 4058352933381</b>	<b>LP number</b> <b>59500_20</b>
	<b>Version</b> prismatic diffuser, opal, polycarbonate, elliptical medium distributon <b>Lamps</b> LED 6500 K   CRI ≥ 80 <b>Controlgear</b> ECG-DALI <b>Rated values</b> Net luminous flux = 17900 lm Power consumption = 116.3 W Luminous efficacy = 153.9 lm/W	<b>serial documentation</b> <b>14.11.2023</b>





**Luminous intensity in cd/klm** C180-0 C270-90 **Imax: 649 cd/klm**



Classifications	
DIN 5040	A 5 1
CIE	N1=61 N2=86 N3=97 N4=98 N5=100

Luminaire light output ratios	
$\eta_{LB}$	100.0%
$\phi_u$	98.3%
$\phi_o$	1.7%

**Measurement conditions**  
 DIN EN 13032 and DIN 5032

## Photometric test report

<b>Family</b> <b>Monsun® Ex</b>	<b>Order number: 51FXB17P6D0A</b> <b>EAN: 4058352933381</b>	<b>LP number</b> <b>59500_20</b>
<b>Table of values for luminous intensities</b>		<b>Maximum luminous intensity</b>
		<b>siteco</b>

C-planes γ	0° 180°	15°	30°	45°	60°	75°	90° 270°	Phi-zone	Total Phi-zone
		165° 195° 345°	150° 210° 330°	135° 225° 315°	120° 240° 300°	105° 255° 285°			
Luminous intensity in cd/klm								Luminous flux in lm/klm	
0°	648.9	648.9	648.9	648.9	648.9	648.9	648.9	3.9	3.9
5°	613.2	614.6	619.7	628.1	636.7	643.2	645.9	30.0	33.9
10°	542.2	547.0	559.3	579.7	603.7	626.8	638.1	55.6	89.5
15°	474.2	479.5	494.7	520.1	559.4	601.8	624.5	75.8	165.3
20°	383.6	394.2	422.7	461.8	507.0	568.3	604.8	89.0	254.3
25°	290.3	301.3	333.6	392.4	452.0	525.9	584.7	94.3	348.6
30°	231.4	238.1	258.4	313.2	392.6	474.9	553.9	94.5	443.2
35°	185.1	190.9	209.8	244.2	327.3	418.4	508.9	91.0	534.2
40°	149.4	153.3	167.8	197.2	262.5	358.4	451.6	84.5	618.8
45°	121.4	125.7	136.6	159.1	205.5	298.1	381.7	76.0	694.8
50°	99.4	102.9	112.6	127.3	162.4	239.6	310.3	66.5	761.2
55°	92.5	90.5	93.6	105.4	127.7	185.3	238.1	57.5	818.7
60°	89.8	87.6	84.0	89.0	99.3	137.3	172.8	49.7	868.4
65°	71.3	71.5	68.0	74.2	78.9	97.8	115.4	40.1	908.5
70°	56.8	56.8	54.2	55.0	59.8	66.0	70.6	30.5	939.0
75°	35.1	36.1	37.2	40.2	39.9	39.4	37.9	20.2	959.2
80°	26.8	27.5	28.0	26.5	24.0	19.4	15.9	13.2	972.4
85°	20.0	20.2	19.4	18.1	12.9	7.0	3.5	8.1	980.6
90°	15.8	15.3	14.4	12.2	6.5	2.4	1.0	5.4	986.0
95°	12.6	12.1	10.4	8.1	3.9	1.7	1.1	3.9	989.9
100°	9.8	9.4	7.3	5.6	3.5	1.7	0.9	2.9	992.8
105°	7.5	6.9	6.5	4.6	3.2	1.2	0.9	2.3	995.2
110°	6.4	6.2	5.5	4.0	2.8	1.0	0.8	2.0	997.2
115°	5.3	5.1	4.3	3.3	1.8	0.6	0.6	1.5	998.6
120°	3.9	3.7	2.2	1.6	1.0	0.4	0.5	0.9	999.5
125°	0.4	0.7	0.9	0.8	0.5	0.3	0.4	0.3	999.8
130°	0.0	0.1	0.3	0.4	0.2	0.2	0.3	0.1	999.9
135°	0.0	0.0	0.1	0.2	0.1	0.2	0.2	0.0	999.9
140°	0.0	0.0	0.0	0.1	0.1	0.1	0.1	0.0	1000.0
145°	0.0	0.0	0.0	0.0	0.0	0.1	0.1	0.0	1000.0
150°	0.0	0.0	0.0	0.0	0.0	0.0	0.0	0.0	1000.0
155°	0.0	0.0	0.0	0.0	0.0	0.0	0.0	0.0	1000.0
160°	0.0	0.0	0.0	0.1	0.1	0.1	0.1	0.0	1000.0
165°	0.0	0.0	0.0	0.0	0.0	0.0	0.0	0.0	1000.0
170°	0.0	0.0	0.0	0.0	0.0	0.0	0.0	0.0	1000.0
175°	0.0	0.0	0.0	0.0	0.0	0.0	0.0	0.0	1000.0
180°	0.0	0.0	0.0	0.0	0.0	0.0	0.0	0.0	1000.0

## Photometric test report

Family <b>Monsun® Ex</b>	Order number: <b>51FXB17P6D0A</b> EAN: <b>4058352933381</b>	LP number <b>59500_20</b>
-----------------------------	--	------------------------------

UGR-Table		Standard room									
Reflection factor of ceiling	0.7	0.7	0.5	0.5	0.3	0.7	0.7	0.5	0.5	0.3	
Reflection factor of walls	0.5	0.3	0.5	0.3	0.3	0.5	0.3	0.5	0.3	0.3	
Reflection factor of floor	0.2	0.2	0.2	0.2	0.2	0.2	0.2	0.2	0.2	0.2	
Room dimensions		View crosswise (C0)					View endwise (C90)				
x	y										
2H	2H	18.3	19.8	18.6	20.1	20.4	23.1	24.6	23.4	24.9	25.2
	3H	19.7	21.1	20.0	21.4	21.7	24.0	25.4	24.4	25.7	26.1
	4H	20.1	21.4	20.5	21.7	22.1	24.3	25.5	24.7	25.9	26.3
	6H	20.4	21.6	20.8	22.0	22.4	24.4	25.5	24.8	25.9	26.3
	8H	20.6	21.7	21.0	22.1	22.5	24.5	25.5	24.9	25.9	26.3
	12H	20.7	21.8	21.2	22.2	22.6	24.4	25.4	24.9	25.8	26.2
4H	2H	19.1	20.4	19.5	20.7	21.1	23.1	24.4	23.5	24.8	25.2
	3H	20.6	21.7	21.0	22.1	22.5	24.2	25.3	24.6	25.7	26.1
	4H	21.1	22.1	21.5	22.5	22.9	24.5	25.5	25.0	25.9	26.4
	6H	21.5	22.4	22.0	22.8	23.3	24.7	25.6	25.2	26.0	26.4
	8H	21.7	22.5	22.2	23.0	23.5	24.8	25.5	25.2	26.0	26.4
	12H	22.0	22.7	22.4	23.1	23.6	24.8	25.4	25.3	25.9	26.4
8H	4H	21.5	22.2	21.9	22.6	23.1	24.6	25.4	25.1	25.8	26.3
	6H	22.0	22.6	22.5	23.1	23.6	24.8	25.5	25.3	25.9	26.4
	8H	22.3	22.9	22.8	23.3	23.9	24.9	25.4	25.4	25.9	26.4
	12H	22.6	23.1	23.1	23.6	24.1	24.9	25.4	25.4	25.9	26.4
12H	4H	21.5	22.1	22.0	22.6	23.1	24.6	25.3	25.1	25.7	26.2
	6H	22.1	22.6	22.6	23.1	23.6	24.8	25.4	25.3	25.9	26.4
	8H	22.4	22.9	22.9	23.4	23.9	24.9	25.4	25.4	25.9	26.4

Luminance table		Max. for $\gamma \geq 65^\circ$		Photometric dimensions in mm:		L = 1580	H(C0) = 50	H(C180) = 50
						B = 155	H(C90) = 50	H(C270) = 50
C-planes	$\gamma$	0°	15°	30°	45°	60°	75°	90°
		180°	165°	150°	135°	120°	105°	270°
		195°	210°	225°	240°	255°	285°	
		345°	330°	315°	300°			
Luminance in cd/m <sup>2</sup>								
45°		9491.5	9848.8	10897.8	13150.6	17871.0	27661.6	38241.7
50°		8166.0	8470.5	9473.0	11148.7	15073.1	23980.6	33998.1
55°		8070.4	7917.3	8386.2	9889.8	12816.7	20310.2	29027.5
60°		8424.3	8241.6	8123.1	9071.8	10942.9	16757.0	23943.5
65°		7285.2	7334.7	7206.5	8351.1	9711.7	13592.9	18694.1
70°		6438.0	6458.7	6399.9	6961.5	8415.5	10742.9	13872.2
75°		4499.4	4650.4	5002.1	5869.9	6612.9	7810.3	9578.6
80°		3987.4	4109.7	4404.2	4616.0	4874.5	4958.4	5682.4
85°		3581.7	3633.3	3725.3	3928.3	3436.0	2535.5	2129.7

**Photometric test report**

<b>Family</b> <b>Monsun® Ex</b>	<b>Order number: 51FXB17P6D0A</b> <b>EAN: 4058352933381</b>	<b>LP number</b> <b>59500_20</b>
------------------------------------	--	-------------------------------------

**Luminance values in cd/m<sup>2</sup>**       $\gamma$  65°      $\gamma$  70°      $\gamma$  75°      $\gamma$  80°      $\gamma$  85°

