

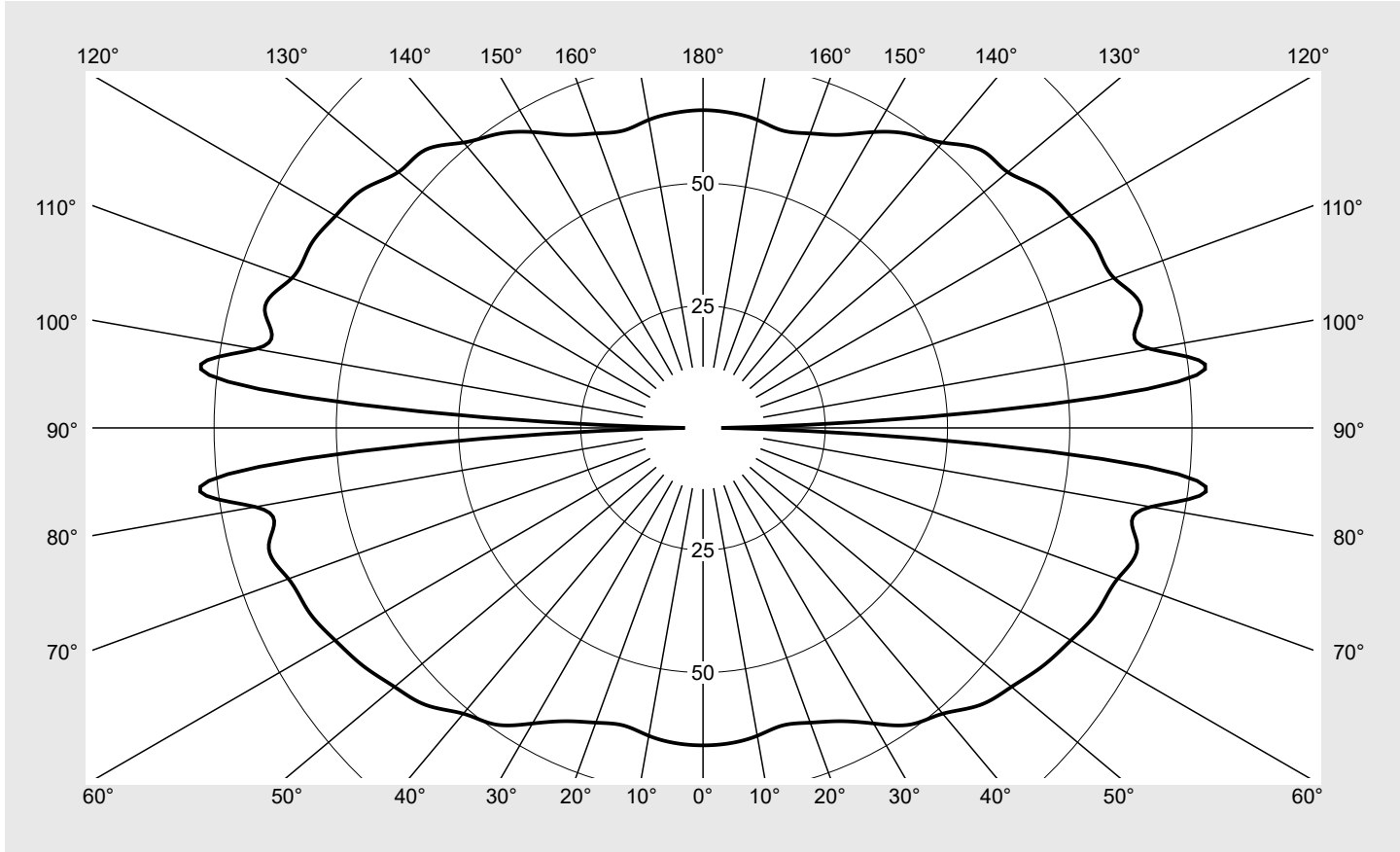


Photometric test report

Family Silica® 21 Ring	Order number: 5PJBI2D3004A EAN: 4058352960301	LP number 59506_16
	Version suspended luminaire incl. Pendant, white, inner ring side luminous, cover opal, polycarbonate, frosted, diffuse beam Lamps LED 4000 K CRI ≥ 80 Controlgear ECG-DALI Rated values Net luminous flux = 5040 lm Power consumption = 80.0 W Luminous efficacy = 63 lm/W	serial documentation 08.11.2023 

Luminous intensity in cd/klm C180-0 **Imax: 93 cd/klm**



Classifications	
DIN 5040	C 2 2
CIE	N1=22 N2=48 N3=76 N4=50 N5=100

Luminaire light output ratios	
η_{LB}	100.0%
ϕ_u	50.0%
ϕ_o	50.0%

Measurement conditions
 DIN EN 13032 and DIN 5032

Photometric test report

Family Silica® 21 Ring	Order number: 5PJB12D3004A EAN: 4058352960301	LP number 59506_16
----------------------------------	--	------------------------------

sITeco

Table of values for luminous intensities	Maximum luminous intensity
---	-----------------------------------

C-planes	0°	Phi-zone	Total Phi-zone
γ	Luminous intensity in cd/klm	Luminous flux in lm/klm	
0°	64.9	0.4	0.4
5°	64.7	3.1	3.5
10°	63.9	6.1	9.6
15°	63.0	8.9	18.5
20°	64.1	12.0	30.5
25°	66.2	15.3	45.8
30°	69.8	19.1	65.0
35°	74.0	23.3	88.2
40°	76.3	26.9	115.1
45°	80.1	31.1	146.2
50°	82.4	34.6	180.7
55°	84.8	38.1	218.8
60°	86.9	41.2	260.1
65°	89.0	44.2	304.3
70°	90.2	46.5	350.7
75°	91.9	48.7	399.4
80°	93.0	50.2	449.6
85°	91.1	49.8	499.4
90°	3.7	2.0	501.4
95°	91.1	49.7	551.1
100°	92.9	50.2	601.3
105°	92.8	49.1	650.4
110°	89.5	46.1	696.5
115°	88.6	44.0	740.5
120°	86.8	41.2	781.7
125°	84.9	38.1	819.8
130°	81.3	34.2	854.0
135°	80.4	31.1	885.1
140°	76.2	26.8	912.0
145°	73.3	23.1	935.0
150°	69.8	19.1	954.2
155°	66.1	15.3	969.5
160°	64.1	12.0	981.5
165°	62.9	8.9	990.4
170°	63.9	6.1	996.5
175°	64.7	3.1	999.6
180°	65.0	0.4	1000.0

Photometric test report

Family Silica® 21 Ring	Order number: 5PJBI2D3004A EAN: 4058352960301	LP number 59506_16
----------------------------------	--	------------------------------

UGR-Table	Standard room	siteco
------------------	----------------------	---------------

Reflection factor of ceiling	0.7	0.7	0.5	0.5	0.3	0.7	0.7	0.5	0.5	0.3	
Reflection factor of walls	0.5	0.3	0.5	0.3	0.3	0.5	0.3	0.5	0.3	0.3	
Reflection factor of floor	0.2	0.2	0.2	0.2	0.2	0.2	0.2	0.2	0.2	0.2	
Room dimensions	View crosswise (C0)					View endwise (C90)					
x	y										
2H	2H	26.1	27.3	26.9	28.1	29.2	26.1	27.3	26.9	28.1	29.2
	3H	28.8	29.8	29.6	30.7	31.9	28.8	29.8	29.6	30.7	31.9
	4H	30.2	31.2	31.1	32.1	33.3	30.2	31.2	31.1	32.1	33.3
	6H	31.6	32.5	32.5	33.4	34.6	31.6	32.5	32.5	33.4	34.6
	8H	32.2	33.1	33.1	34.0	35.2	32.2	33.1	33.1	34.0	35.2
	12H	32.9	33.7	33.9	34.7	35.9	32.9	33.7	33.9	34.7	35.9
4H	2H	27.0	28.0	27.8	28.9	30.0	27.0	28.0	27.8	28.9	30.0
	3H	29.8	30.7	30.7	31.6	32.8	29.8	30.7	30.7	31.6	32.8
	4H	31.4	32.1	32.3	33.1	34.3	31.4	32.1	32.3	33.1	34.3
	6H	32.9	33.6	33.8	34.6	35.8	32.9	33.6	33.8	34.6	35.8
	8H	33.7	34.3	34.6	35.3	36.6	33.7	34.3	34.6	35.3	36.6
	12H	34.5	35.0	35.4	36.0	37.3	34.5	35.0	35.4	36.0	37.3
8H	4H	31.9	32.5	32.8	33.5	34.8	31.9	32.5	32.8	33.5	34.8
	6H	33.7	34.2	34.6	35.2	36.5	33.7	34.2	34.6	35.2	36.5
	8H	34.6	35.1	35.6	36.1	37.5	34.6	35.1	35.6	36.1	37.5
	12H	35.6	36.0	36.6	37.0	38.4	35.6	36.0	36.6	37.0	38.4
12H	4H	32.0	32.5	32.9	33.5	34.8	32.0	32.5	32.9	33.5	34.8
	6H	33.9	34.3	34.9	35.3	36.7	33.9	34.3	34.9	35.3	36.7
	8H	34.9	35.4	35.9	36.4	37.7	34.9	35.4	35.9	36.4	37.7

Luminance table	Max. for $\gamma \geq 65^\circ$	Photometric dimensions in mm: D = 55	H(C0) = 48	H(C180) = 48
			H(C90) = 48	H(C270) = 48

C-planes	0°
γ	Luminance in cd/m²
45°	113854.2
50°	116937.0
55°	121299.2
60°	126018.1
65°	132000.4
70°	138060.3
75°	146401.0
80°	155562.4
85°	161863.3

Photometric test report

Family Silica® 21 Ring	Order number: 5PJBI2D3004A EAN: 4058352960301	LP number 59506_16
---	--	-------------------------------------

Luminance values in cd/m² γ 65° γ 70° γ 75° γ 80° γ 85°

