


Photometric test report

Family
DL 11 iQ



Order number
5XA5565EV14H000022 + 5XA54001XS

LP number
59427_53

Version post-top- or mounting to wall arm, decorative ring, silver, Smart Interface up
Optic asymmetric, wide distribution (ST1.2a)
Cover cover transparent, PMMA
Lamps LED 3000 K | CRI ≥ 70
Controlgear EVG SITECO iQ - Smart Interface
Rated values Net luminous flux = 1550 lm
 Power consumption = 10.7 W
 Luminous efficacy = 144.9 lm/W

serial documentation
13.09.2023

siteco

Luminous intensity in cd/klm

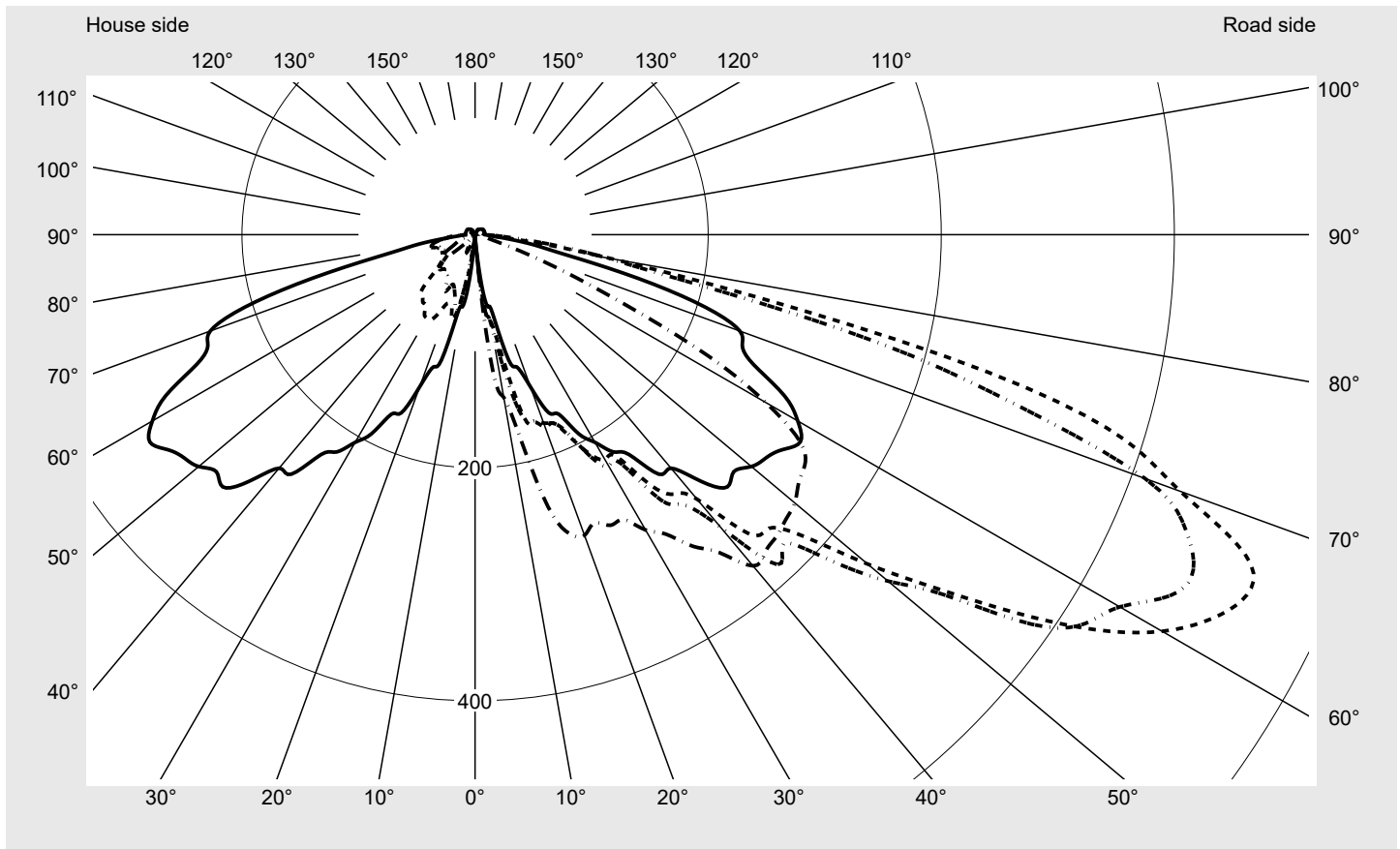
C180-0

C205-25

C210-30

C270-90

Imax: 731 cd/klm



Luminaire output ratios

Eta	100.0%
Eta 0° - 90°	96.3%
Eta 90° - 180°	3.7%

Luminous intensity class acc. to EN13201-2

Class:	G2
Imax 70°	644.0
Imax 80°	142.7
Imax 90°	8.7
Imax >90°	8.5
Imax >95°	8.5

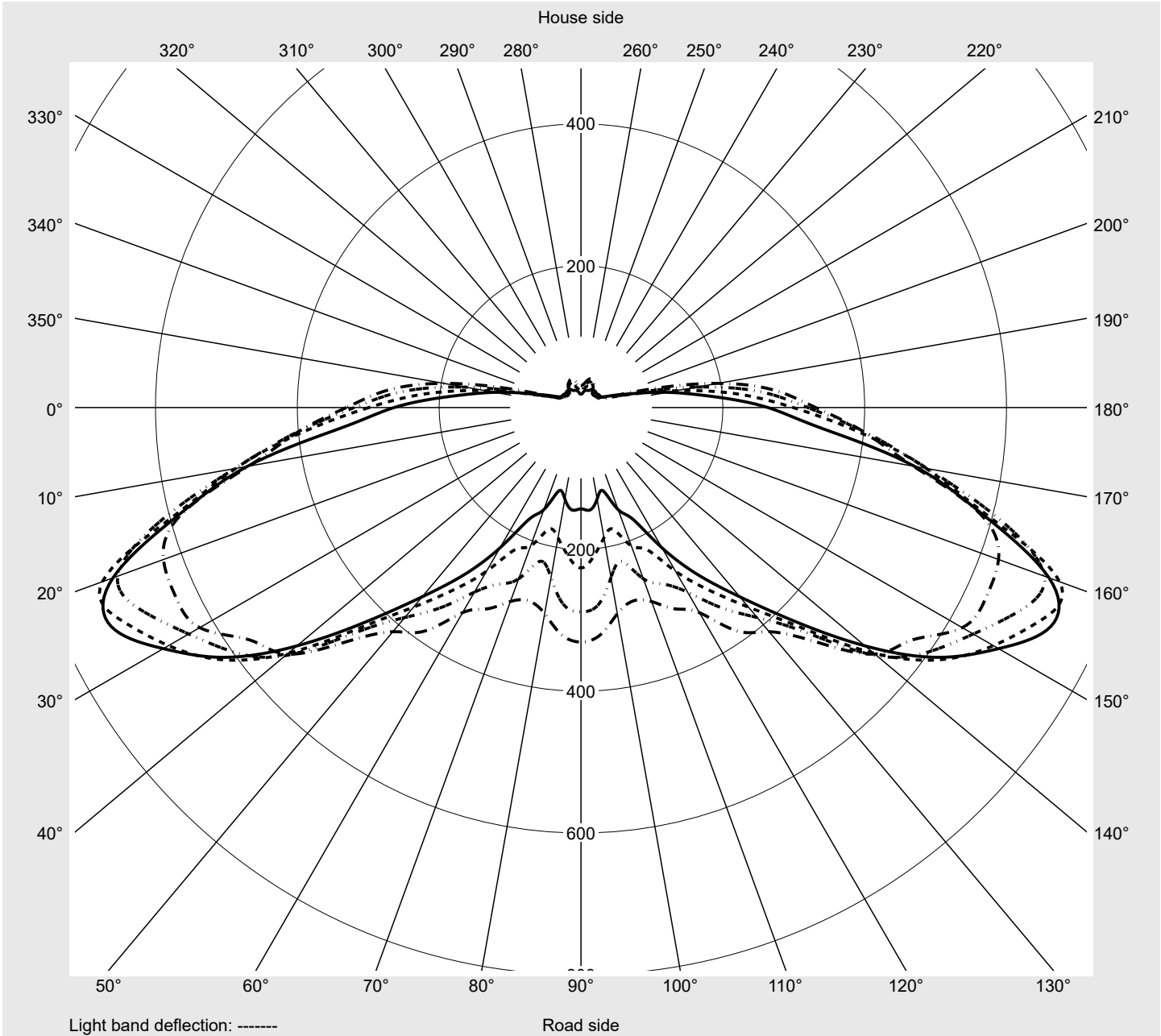
Measurement conditions

DIN EN 13032 and DIN 5032

Photometric test report

Family DL 11 iQ	Order number 5XA5565EV14H000022 + 5XA54001XS	LP number 59427_53
---------------------------	--	------------------------------

Envelope curve in cd/klm	KMK 65°	KMK 62,5°	KMK 60°	KMK 57,5°	siteco
---------------------------------	----------------	------------------	----------------	------------------	---------------



Photometric test report

Family DL 11 iQ	Order number 5XA5565EV14H000022 + 5XA54001XS	LP number 59427_53
Table of values for luminous intensities		Maximum luminous intensity
		siteco

C-planes	0° 180°	5° 175°	10° 170°	15° 165°	20° 160°	25° 155°	30° 150°	35° 145°	40° 140°	45° 135°	50° 130°	55° 125°	60° 120°
γ	Luminous intensity in cd/klm												
0,0°	3.9	3.9	3.9	3.9	3.9	3.9	3.9	3.9	3.9	3.9	3.9	3.9	3.9
2,5°	4.5	4.8	5.0	5.1	5.3	5.3	5.7	5.5	5.8	6.0	6.0	6.3	6.3
5,0°	10.6	11.8	13.1	15.0	17.7	20.7	23.8	25.9	28.3	29.9	31.2	32.0	32.4
7,5°	44.5	49.4	56.3	61.4	62.9	66.0	66.6	68.5	69.3	69.2	71.9	75.5	83.4
10,0°	62.9	62.6	67.7	74.2	76.7	74.6	76.1	79.9	91.8	105.9	114.0	123.8	130.3
12,5°	68.8	70.3	73.1	77.8	87.4	105.2	128.5	148.8	154.8	155.7	153.1	156.3	163.7
15,0°	111.3	122.2	127.0	145.3	157.6	162.5	164.3	162.9	167.9	174.0	172.6	169.4	174.5
17,5°	119.0	134.1	156.4	164.2	167.8	168.6	167.8	177.1	174.0	183.6	190.1	196.2	205.6
20,0°	138.9	156.5	161.2	162.6	172.1	175.5	172.1	177.7	182.1	186.0	191.8	196.7	206.6
22,5°	165.5	178.1	175.5	174.4	172.8	174.9	175.2	182.1	185.8	195.5	199.1	212.2	218.8
25,0°	170.0	175.3	185.3	193.6	189.7	190.5	187.6	193.8	199.3	210.7	215.2	226.2	238.4
27,5°	192.7	195.4	198.8	197.9	197.7	211.6	214.8	219.7	219.0	233.4	243.6	250.8	260.9
30,0°	205.8	209.2	217.0	217.8	215.4	222.7	229.0	245.8	257.8	265.3	275.4	286.2	297.5
32,5°	221.1	225.6	228.0	223.3	221.6	225.5	232.6	249.5	271.5	291.4	301.8	309.6	315.1
35,0°	230.3	232.0	246.5	249.8	249.4	262.1	277.9	296.1	301.8	322.9	333.6	339.4	346.4
37,5°	259.1	260.4	261.3	268.2	274.0	280.6	291.7	312.3	329.3	339.6	360.7	366.2	365.2
40,0°	261.6	271.1	280.1	275.1	281.8	296.3	327.6	342.3	361.0	375.8	380.2	386.9	392.0
42,5°	287.1	298.0	302.8	306.1	321.0	348.3	384.0	394.7	403.2	412.9	416.3	415.5	408.8
45,0°	306.1	300.0	314.1	313.7	325.9	356.4	374.7	403.5	421.3	434.5	443.7	422.1	418.9
47,5°	301.1	296.3	319.5	335.2	349.8	383.7	413.7	442.9	446.1	439.9	447.2	428.9	428.0
50,0°	309.5	327.1	357.0	382.2	388.5	439.7	462.5	468.6	458.0	448.0	447.0	431.5	417.6
52,5°	314.6	354.7	386.6	458.5	463.4	498.2	507.8	511.1	486.5	466.5	445.4	428.7	396.5
55,0°	321.7	382.6	423.0	518.2	543.2	565.3	582.7	545.9	518.1	472.2	434.7	412.6	359.0
57,5°	330.9	401.6	475.6	584.1	626.6	630.8	620.9	571.1	541.0	466.7	412.7	385.0	334.0
60,0°	319.7	403.0	496.1	612.0	695.3	680.7	638.8	600.1	544.3	448.5	386.5	344.4	300.7
62,5°	299.2	393.0	494.5	596.4	718.3	713.1	671.5	619.8	538.9	438.5	367.5	314.2	266.5
65,0°	263.6	342.3	477.8	588.6	702.4	730.9	680.0	614.2	522.9	426.4	348.4	288.2	228.5
67,5°	248.2	303.6	432.8	555.9	681.9	714.6	659.7	590.7	493.5	392.8	323.7	259.6	193.1
70,0°	241.8	316.8	427.2	546.8	633.5	644.0	611.7	527.2	430.9	355.4	292.7	228.8	166.9
72,5°	207.5	317.1	380.6	506.3	582.3	583.8	489.2	439.2	349.0	278.7	222.5	177.6	141.9
75,0°	144.5	243.6	330.4	440.3	469.7	455.0	358.5	300.9	220.1	183.0	167.7	156.2	127.9
77,5°	80.0	137.6	206.1	276.2	302.0	248.0	189.4	164.0	137.0	123.1	119.5	120.2	106.1
80,0°	52.8	70.4	100.5	125.4	142.7	119.0	114.3	119.3	94.7	66.1	48.1	39.7	42.8
82,5°	30.4	36.3	41.3	52.4	59.3	52.6	68.0	85.2	66.7	44.6	23.0	17.7	13.3
85,0°	16.2	17.4	14.5	13.6	12.8	16.9	33.5	47.9	36.0	19.4	13.6	11.8	9.6
87,5°	11.0	10.5	10.4	10.6	10.9	13.1	17.2	17.8	12.8	9.7	9.4	8.7	8.4
90,0°	8.5	8.5	8.7	8.7	8.6	8.5	8.5	8.5	8.2	8.2	8.2	8.1	7.9
92,5°	8.2	8.5	8.5	8.5	8.5	8.5	8.5	8.2	8.2	8.2	8.0	7.9	7.9
95,0°	8.2	8.4	8.5	8.5	8.5	8.5	8.3	8.2	8.2	8.1	8.0	7.9	7.7
97,5°	8.2	8.4	8.5	8.5	8.5	8.4	8.4	8.2	8.2	8.1	8.0	8.0	7.9
100,0°	8.2	8.4	8.5	8.5	8.5	8.4	8.4	8.3	8.2	8.2	8.0	8.0	8.0
102,5°	8.2	8.4	8.5	8.5	8.5	8.4	8.4	8.4	8.3	8.2	8.1	8.0	8.0
105,0°	8.2	8.4	8.4	8.5	8.5	8.5	8.4	8.4	8.3	8.2	8.2	8.0	8.0
107,5°	8.2	8.4	8.4	8.4	8.4	8.4	8.4	8.4	8.2	8.2	8.0	8.0	8.0
110,0°	8.0	8.2	8.4	8.4	8.4	8.4	8.4	8.3	8.2	8.2	8.3	8.2	8.1
112,5°	8.0	8.2	8.4	8.4	8.4	8.4	8.3	8.2	8.2	8.2	8.0	8.0	8.0

Photometric test report

Family DL 11 iQ	Order number 5XA5565EV14H000022 + 5XA54001XS	LP number 59427_53
Table of values for luminous intensities		Maximum luminous intensity
		siteco

C-planes	65° 115°	70° 110°	75° 105°	80° 100°	85° 95°	90°	185° 355°	190° 350°	195° 345°	200° 340°	205° 335°	210° 330°	215° 325°
γ	Luminous intensity in cd/klm												
0,0°	3.9	3.9	3.9	3.9	3.9	3.9	3.9	3.9	3.9	3.9	3.9	3.9	3.9
2,5°	6.5	6.6	6.6	6.7	6.8	6.9	4.3	4.2	4.1	4.0	4.0	3.8	3.8
5,0°	32.2	31.1	30.1	28.9	28.9	29.4	8.9	7.5	6.5	6.0	5.3	4.7	4.5
7,5°	92.7	102.7	108.0	113.6	119.2	119.9	35.1	28.0	19.3	14.2	10.6	7.8	6.2
10,0°	135.5	138.5	138.4	142.7	142.6	141.7	64.0	65.9	61.2	52.7	40.2	26.3	17.1
12,5°	169.9	177.1	180.7	181.7	179.3	178.0	65.0	61.5	59.2	60.4	62.8	62.1	57.6
15,0°	187.2	205.9	222.9	233.5	239.5	241.5	104.5	93.2	87.6	81.5	75.7	64.9	53.2
17,5°	213.2	223.8	241.2	257.9	266.1	268.9	101.2	93.0	84.5	74.1	66.1	57.1	49.7
20,0°	215.8	232.6	248.5	260.3	271.4	274.6	121.7	98.8	86.2	73.4	63.5	51.4	42.4
22,5°	222.7	233.1	247.9	257.5	267.5	267.7	154.8	130.1	105.9	82.9	64.6	47.5	33.7
25,0°	249.0	251.6	260.7	267.4	273.2	275.2	160.0	144.5	119.2	97.4	74.8	47.9	29.5
27,5°	269.5	273.6	277.9	279.4	278.6	275.6	178.0	155.1	131.6	106.1	82.3	54.8	33.8
30,0°	303.8	301.4	296.0	297.3	294.8	292.6	191.0	169.5	141.1	110.5	82.7	49.2	31.2
32,5°	324.5	321.3	311.2	311.9	308.3	304.7	215.1	192.3	156.6	117.4	80.8	44.7	29.9
35,0°	345.7	332.6	323.7	327.0	328.3	326.6	214.5	190.2	154.7	118.3	73.7	42.4	30.7
37,5°	367.4	366.7	353.4	345.5	345.6	343.7	247.5	218.0	171.1	125.0	73.4	43.8	32.7
40,0°	398.8	386.9	358.6	353.7	365.0	371.0	257.5	221.3	170.6	123.6	70.0	41.0	33.3
42,5°	405.6	384.5	357.3	359.5	367.9	368.8	275.3	224.2	173.1	118.9	69.2	39.8	34.1
45,0°	413.4	384.3	353.3	357.3	366.8	366.0	298.4	239.9	178.1	112.7	60.9	42.5	38.2
47,5°	416.8	375.1	351.9	358.1	365.4	361.7	279.6	222.2	150.8	90.7	46.2	40.6	37.1
50,0°	409.1	365.3	345.4	352.5	362.4	358.1	282.9	224.1	141.8	77.0	39.4	35.8	31.0
52,5°	386.1	352.6	336.8	341.4	353.3	350.0	284.4	221.8	128.9	65.2	34.9	31.0	27.6
55,0°	350.9	329.7	321.5	326.7	343.0	345.3	289.5	218.0	116.2	59.3	33.6	28.3	25.6
57,5°	313.2	291.1	282.6	295.2	321.1	330.7	275.4	196.5	99.9	46.4	31.0	27.4	26.4
60,0°	274.8	257.0	224.6	243.6	279.2	288.1	254.7	166.0	79.8	39.2	30.0	27.7	27.9
62,5°	221.5	207.6	178.0	186.5	210.0	226.2	220.9	136.6	71.6	45.5	34.5	29.1	29.2
65,0°	174.2	153.3	121.9	130.9	145.1	142.8	183.2	123.6	75.8	50.7	36.2	31.7	31.0
67,5°	139.1	106.6	71.8	79.9	86.4	83.5	173.9	116.0	72.9	46.8	35.9	33.2	33.2
70,0°	116.3	77.4	39.2	34.1	37.2	41.9	167.4	115.6	72.3	42.4	34.6	32.2	34.6
72,5°	94.4	50.5	23.1	17.0	16.0	17.5	149.7	107.8	65.4	41.6	36.9	34.8	36.8
75,0°	72.7	24.7	15.4	12.0	11.2	11.0	103.3	79.8	59.0	41.7	41.2	38.8	37.7
77,5°	41.8	16.6	12.7	10.5	9.7	9.7	60.0	54.8	50.2	39.3	37.9	36.9	35.5
80,0°	18.3	12.4	10.7	9.7	9.3	9.4	45.0	45.4	40.2	33.1	32.7	35.1	32.3
82,5°	11.2	9.9	9.2	8.9	8.7	8.7	29.6	29.2	27.3	24.7	26.2	26.0	22.8
85,0°	9.1	8.4	8.2	8.2	8.4	8.4	16.1	17.8	19.9	22.6	22.4	20.6	16.4
87,5°	8.2	7.9	7.9	8.0	7.9	7.8	11.6	12.9	13.9	14.6	14.6	13.9	12.3
90,0°	7.9	7.9	7.9	7.7	7.7	7.7	8.2	8.0	7.7	7.5	7.4	7.2	6.9
92,5°	7.9	7.9	7.7	7.7	7.7	7.7	7.9	7.7	7.3	7.0	6.7	6.4	6.0
95,0°	7.7	7.7	7.7	7.7	7.7	7.7	7.9	7.7	7.3	7.0	6.7	6.4	6.0
97,5°	7.7	7.7	7.7	7.7	7.7	7.7	7.9	7.7	7.4	7.0	6.7	6.3	6.1
100,0°	7.9	7.9	7.7	7.7	7.7	7.7	8.0	7.7	7.4	7.1	6.7	6.4	6.1
102,5°	8.0	7.9	7.9	7.9	8.0	7.8	8.0	7.7	7.5	7.1	6.7	6.4	6.0
105,0°	8.0	8.0	8.0	7.9	8.0	8.0	8.0	7.7	7.5	7.2	6.9	6.4	6.2
107,5°	8.0	8.0	8.0	8.0	8.0	8.0	8.0	7.7	7.5	7.2	6.9	6.5	6.2
110,0°	8.0	8.0	8.0	8.0	8.0	8.0	8.0	7.7	7.5	7.2	6.9	6.7	6.3
112,5°	8.0	8.0	8.0	8.0	8.0	8.0	8.0	7.7	7.5	7.2	6.9	6.7	6.4

Photometric test report

Family DL 11 iQ	Order number 5XA5565EV14H000022 + 5XA54001XS	LP number 59427_53
Table of values for luminous intensities		Maximum luminous intensity
		siteco

C-planes	220° 320°	225° 315°	230° 310°	235° 305°	240° 300°	245° 295°	250° 290°	255° 285°	260° 280°	265° 275°	270°	Phi-zone	Total Phi-zone
γ	Luminous intensity in cd/klm											Luminous flux in lm/klm	
0,0°	3.9	3.9	3.9	3.9	3.9	3.9	3.9	3.9	3.9	3.9	3.9	0.0	0.0
2,5°	3.8	3.8	3.8	3.9	3.8	3.7	3.8	3.7	3.6	3.7	3.7	0.1	0.1
5,0°	4.3	4.3	4.0	4.0	3.8	3.8	3.7	3.7	3.7	3.7	3.7	0.4	0.4
7,5°	5.0	4.6	4.2	4.0	4.0	4.1	4.2	3.9	3.5	3.3	3.3	1.6	2.0
10,0°	11.8	8.3	5.7	4.1	3.5	3.2	2.9	2.5	2.5	2.4	2.3	3.0	5.0
12,5°	43.3	25.9	13.7	7.8	4.1	3.1	2.7	2.4	2.3	2.2	2.3	5.0	10.1
15,0°	50.4	50.5	46.7	34.3	17.8	5.2	3.0	2.5	2.3	2.2	2.3	7.9	18.0
17,5°	43.2	38.8	36.6	35.0	33.4	26.1	14.0	4.1	2.8	2.5	2.3	9.9	27.8
20,0°	33.0	29.7	28.2	27.0	25.0	22.8	20.3	16.7	9.9	4.1	3.3	11.5	39.3
22,5°	26.3	23.7	22.1	20.4	18.7	17.7	16.5	15.3	13.6	12.5	11.4	13.4	52.6
25,0°	22.7	20.6	18.6	17.4	15.8	14.2	14.2	14.2	16.1	16.4	17.0	15.7	68.3
27,5°	26.2	20.4	18.3	17.1	15.2	14.0	17.6	17.8	17.3	15.2	13.9	18.6	86.9
30,0°	26.3	22.0	18.9	17.4	15.2	13.3	15.3	15.4	14.1	12.5	10.4	21.8	108.7
32,5°	25.5	22.3	19.4	17.2	14.5	12.6	13.0	12.9	11.7	10.8	9.3	24.7	133.5
35,0°	27.9	23.8	20.1	17.6	14.6	12.1	11.9	11.4	10.3	9.7	8.2	28.4	161.8
37,5°	28.0	23.1	20.3	18.1	15.3	12.8	11.6	10.5	9.5	9.2	7.6	32.4	194.2
40,0°	29.6	24.4	19.1	16.9	14.6	12.5	11.7	10.9	9.8	8.7	7.6	36.0	230.3
42,5°	29.7	23.9	19.7	16.5	13.9	11.8	11.3	10.5	9.9	9.1	7.6	40.4	270.7
45,0°	31.0	23.9	18.9	16.6	14.9	12.7	11.4	10.7	9.9	8.6	7.9	43.2	313.9
47,5°	30.9	23.4	20.8	22.1	22.3	20.6	18.6	15.0	11.5	9.1	7.9	45.7	359.6
50,0°	25.7	23.7	26.6	31.9	35.4	35.0	33.1	29.5	24.6	21.5	21.5	49.5	409.1
52,5°	24.5	22.6	25.9	32.5	38.5	41.5	43.6	45.8	38.9	35.5	31.9	53.3	462.4
55,0°	23.9	22.3	25.1	32.4	42.4	44.4	45.5	44.2	39.0	35.0	31.5	56.5	518.9
57,5°	25.4	24.8	25.4	29.5	36.4	39.9	42.6	41.0	36.2	32.3	31.2	58.5	577.4
60,0°	25.9	24.9	25.4	28.7	34.3	36.6	38.5	36.5	32.5	28.5	28.0	58.3	635.7
62,5°	28.0	26.0	28.0	29.1	32.0	32.7	32.2	30.9	27.7	24.3	22.4	56.9	692.6
65,0°	29.9	29.9	30.5	29.9	29.5	26.5	25.8	24.9	23.0	19.7	18.9	54.0	746.5
67,5°	33.2	33.1	32.6	30.9	26.3	20.9	21.5	20.7	19.6	17.6	16.7	50.3	796.9
70,0°	37.1	35.2	33.8	31.1	22.7	16.6	16.8	16.6	16.8	15.0	14.7	46.5	843.4
72,5°	38.5	37.8	36.7	28.0	18.6	12.0	12.6	13.0	12.7	11.1	11.2	40.6	883.9
75,0°	38.0	36.2	32.4	23.7	16.8	8.4	8.6	8.5	8.6	7.8	7.7	31.9	915.8
77,5°	33.8	32.0	25.8	16.8	11.3	6.5	5.9	5.7	5.8	5.6	5.3	20.6	936.4
80,0°	27.4	24.0	17.7	11.2	7.0	5.5	4.7	4.3	4.4	4.2	4.3	11.8	948.2
82,5°	20.5	16.4	12.9	9.2	6.4	4.8	4.2	3.7	3.7	3.7	3.7	6.9	955.1
85,0°	13.1	11.2	10.8	9.4	7.4	4.4	3.8	3.4	3.4	3.5	3.3	3.9	959.1
87,5°	10.1	8.1	8.9	10.0	6.6	4.4	3.8	3.2	3.4	3.2	3.3	2.7	961.7
90,0°	6.4	6.0	6.0	6.0	4.7	4.2	3.6	3.2	3.2	3.2	3.3	1.9	963.7
92,5°	5.7	5.3	5.0	4.7	4.3	3.9	3.5	3.2	3.2	3.2	3.3	1.8	965.5
95,0°	5.7	5.3	4.8	4.6	4.3	3.9	3.7	3.3	3.4	3.4	3.3	1.8	967.3
97,5°	5.7	5.3	5.0	4.7	4.3	4.0	3.7	3.3	3.2	3.4	3.3	1.8	969.2
100,0°	5.7	5.4	5.0	4.7	4.3	4.1	3.8	3.3	3.4	3.4	3.3	1.8	971.0
102,5°	5.7	5.4	5.0	4.8	4.5	4.1	3.8	3.5	3.4	3.5	3.3	1.8	972.8
105,0°	5.9	5.5	5.2	5.0	4.5	4.2	4.0	3.6	3.5	3.5	3.7	1.8	974.7
107,5°	5.9	5.5	5.3	5.0	4.6	4.2	4.0	3.7	3.5	3.5	3.7	1.8	976.5
110,0°	6.0	5.7	5.3	5.0	4.7	4.2	4.1	3.7	3.5	3.5	3.7	1.8	978.3
112,5°	6.0	5.7	5.3	5.0	4.7	4.5	4.1	3.7	3.8	3.7	3.7	1.8	980.0

Photometric test report

Family DL 11 iQ	Order number 5XA5565EV14H000022 + 5XA54001XS	LP number 59427_53
Table of values for luminous intensities		Maximum luminous intensity
		siteco

C-planes	0° 180°	5° 175°	10° 170°	15° 165°	20° 160°	25° 155°	30° 150°	35° 145°	40° 140°	45° 135°	50° 130°	55° 125°	60° 120°
γ	Luminous intensity in cd/klm												
115,0°	8.0	8.2	8.4	8.4	8.4	8.3	8.2	8.2	8.2	8.2	8.0	8.0	8.0
117,5°	8.0	8.2	8.2	8.4	8.4	8.3	8.2	8.2	8.2	8.1	8.0	8.0	8.0
120,0°	8.0	8.2	8.2	8.4	8.4	8.3	8.2	8.0	8.0	8.0	8.0	8.0	8.0
122,5°	8.0	8.0	8.0	8.0	8.1	8.0	8.0	8.0	8.0	8.0	8.0	8.0	8.0
125,0°	7.7	7.9	7.9	8.0	8.0	8.0	8.0	7.9	7.9	7.9	7.9	8.0	8.0
127,5°	7.7	7.7	7.7	7.7	7.7	7.7	7.7	7.7	7.7	7.7	7.7	7.7	7.7
130,0°	7.4	7.4	7.4	7.5	7.6	7.7	7.5	7.5	7.5	7.6	7.7	7.6	7.7
132,5°	7.0	7.0	7.2	7.2	7.2	7.4	7.2	7.2	7.4	7.4	7.4	7.4	7.4
135,0°	6.7	6.7	6.7	6.9	6.9	7.0	7.0	7.0	7.0	7.0	7.0	7.0	7.0
137,5°	6.4	6.4	6.4	6.6	6.6	6.7	6.7	6.7	6.7	6.7	6.7	6.8	7.0
140,0°	6.0	6.0	6.0	6.2	6.2	6.4	6.4	6.4	6.5	6.4	6.7	6.6	6.7
142,5°	5.7	5.7	5.8	6.0	6.0	6.0	6.0	6.1	6.2	6.2	6.4	6.4	6.4
145,0°	5.2	5.3	5.3	5.7	5.7	5.7	5.9	5.9	6.0	5.9	6.0	6.0	6.1
147,5°	4.7	5.0	5.0	5.0	5.2	5.3	5.3	5.4	5.7	5.6	5.7	5.7	5.7
150,0°	4.2	4.3	4.3	4.5	4.7	4.7	4.7	4.8	5.0	5.0	5.0	5.2	5.3
152,5°	3.7	3.7	3.8	4.0	4.0	4.0	4.2	4.2	4.3	4.3	4.3	4.5	4.5
155,0°	2.7	2.7	3.0	3.0	3.0	3.1	3.3	3.3	3.3	3.3	3.4	3.5	3.5
157,5°	2.0	2.0	2.0	2.2	2.3	2.3	2.3	2.3	2.3	2.3	2.3	2.3	2.4
160,0°	1.5	1.5	1.7	1.7	1.7	1.7	1.7	1.7	1.7	1.7	1.7	1.7	1.7
162,5°	1.3	1.3	1.3	1.3	1.3	1.3	1.3	1.3	1.3	1.3	1.3	1.3	1.3
165,0°	1.3	1.3	1.3	1.3	1.3	1.3	1.3	1.3	1.3	1.3	1.3	1.3	1.3
167,5°	1.2	1.2	1.3	1.3	1.3	1.2	1.3	1.3	1.2	1.2	1.3	1.3	1.3
170,0°	1.2	1.1	1.2	1.2	1.3	1.2	1.2	1.2	1.3	1.3	1.3	1.3	1.3
172,5°	0.0	0.0	0.0	0.0	0.0	0.0	0.0	0.0	0.0	0.0	0.0	0.0	0.0
175,0°	0.0	0.0	0.0	0.0	0.0	0.0	0.0	0.0	0.0	0.0	0.0	0.0	0.0
177,5°	0.0	0.0	0.0	0.0	0.0	0.0	0.0	0.0	0.0	0.0	0.0	0.0	0.0
180,0°	0.0	0.0	0.0	0.0	0.0	0.0	0.0	0.0	0.0	0.0	0.0	0.0	0.0

Photometric test report

Family DL 11 iQ	Order number 5XA5565EV14H000022 + 5XA54001XS	LP number 59427_53
Table of values for luminous intensities		Maximum luminous intensity
		siteco

C-planes	65° 115°	70° 110°	75° 105°	80° 100°	85° 95°	90°	185° 355°	190° 350°	195° 345°	200° 340°	205° 335°	210° 330°	215° 325°
γ	Luminous intensity in cd/klm												
115,0°	8.0	8.0	8.0	8.0	8.0	8.0	8.0	7.7	7.5	7.4	7.0	6.7	6.4
117,5°	8.0	8.0	8.0	8.0	8.0	8.0	8.0	7.7	7.7	7.4	7.0	6.7	6.4
120,0°	8.0	8.0	8.0	8.0	8.0	8.0	8.0	7.8	7.7	7.4	7.0	6.8	6.4
122,5°	8.0	8.0	8.0	8.0	8.0	8.0	7.8	7.7	7.5	7.2	7.0	6.7	6.5
125,0°	8.0	8.0	7.9	7.9	8.0	8.0	7.7	7.6	7.4	7.2	7.0	6.7	6.4
127,5°	7.8	7.7	7.7	7.7	7.7	7.7	7.5	7.4	7.2	7.0	6.9	6.6	6.4
130,0°	7.7	7.7	7.7	7.7	7.7	7.7	7.2	7.0	7.0	6.7	6.7	6.4	6.0
132,5°	7.4	7.4	7.4	7.4	7.4	7.4	6.9	6.7	6.7	6.4	6.2	6.0	5.7
135,0°	7.2	7.2	7.1	7.2	7.2	7.1	6.6	6.4	6.2	6.0	5.8	5.7	5.5
137,5°	6.9	7.0	6.9	6.9	7.0	7.0	6.0	6.0	5.9	5.7	5.6	5.3	5.2
140,0°	6.7	6.7	6.7	6.7	6.7	6.7	5.7	5.7	5.6	5.3	5.2	5.0	4.9
142,5°	6.4	6.5	6.4	6.4	6.4	6.4	5.5	5.5	5.3	5.2	5.0	4.8	4.7
145,0°	6.0	6.2	6.2	6.2	6.4	6.4	5.2	5.0	4.9	4.7	4.7	4.7	4.5
147,5°	5.7	5.9	5.7	5.7	5.7	5.8	4.7	4.7	4.5	4.3	4.2	4.1	4.0
150,0°	5.3	5.3	5.3	5.3	5.3	5.3	4.0	4.0	3.9	3.8	3.7	3.5	3.3
152,5°	4.5	4.7	4.7	4.7	4.7	4.7	3.5	3.3	3.2	3.0	3.0	2.9	2.7
155,0°	3.4	3.5	3.4	3.4	3.4	3.4	2.7	2.5	2.3	2.3	2.3	2.0	2.0
157,5°	2.4	2.5	2.5	2.5	2.5	2.7	2.0	2.0	1.9	1.7	1.7	1.7	1.7
160,0°	1.7	1.7	1.7	1.7	1.7	1.7	1.3	1.4	1.3	1.3	1.3	1.3	1.3
162,5°	1.3	1.3	1.3	1.3	1.3	1.3	1.3	1.3	1.3	1.3	1.3	1.3	1.3
165,0°	1.3	1.3	1.3	1.3	1.3	1.3	1.3	1.3	1.3	1.3	1.3	1.3	1.3
167,5°	1.3	1.2	1.3	1.3	1.3	1.3	1.2	1.2	1.1	1.2	1.3	1.3	1.2
170,0°	1.3	1.3	1.3	1.3	1.3	1.3	1.2	1.2	1.3	1.3	1.1	1.3	1.3
172,5°	0.0	0.0	0.0	0.0	0.0	0.0	0.0	0.0	0.0	0.0	0.0	0.0	0.0
175,0°	0.0	0.0	0.0	0.0	0.0	0.0	0.0	0.0	0.0	0.0	0.0	0.0	0.0
177,5°	0.0	0.0	0.0	0.0	0.0	0.0	0.0	0.0	0.0	0.0	0.0	0.0	0.0
180,0°	0.0	0.0	0.0	0.0	0.0	0.0	0.0	0.0	0.0	0.0	0.0	0.0	0.0

Photometric test report

Family DL 11 iQ	Order number 5XA5565EV14H000022 + 5XA54001XS	LP number 59427_53
Table of values for luminous intensities		Maximum luminous intensity
		sITeco

C-planes	220° 320°	225° 315°	230° 310°	235° 305°	240° 300°	245° 295°	250° 290°	255° 285°	260° 280°	265° 275°	270°	Phi-zone	Total Phi-zone
γ	Luminous intensity in cd/klm											Luminous flux in lm/klm	
115,0°	6.2	5.7	5.4	5.3	4.8	4.5	4.2	4.0	3.8	3.8	3.7	1.7	981.7
117,5°	6.2	5.9	5.5	5.3	5.0	4.5	4.5	4.0	3.9	3.9	4.0	1.7	983.5
120,0°	6.2	6.0	5.7	5.3	5.0	4.8	4.5	4.0	4.2	4.0	4.0	1.7	985.1
122,5°	6.2	5.9	5.7	5.3	5.0	4.8	4.5	4.2	4.2	4.0	4.0	1.6	986.7
125,0°	6.2	5.9	5.7	5.3	5.0	4.8	4.5	4.2	4.2	4.0	4.0	1.6	988.3
127,5°	6.1	5.9	5.5	5.3	5.0	4.8	4.5	4.2	4.2	4.2	4.0	1.5	989.7
130,0°	5.9	5.7	5.4	5.2	4.8	4.8	4.5	4.3	4.2	4.0	4.0	1.4	991.1
132,5°	5.7	5.3	5.0	5.0	4.7	4.5	4.5	4.2	4.2	4.0	4.0	1.3	992.4
135,0°	5.3	5.2	5.0	4.7	4.5	4.3	4.2	3.9	3.8	3.9	3.7	1.2	993.6
137,5°	5.1	4.8	4.7	4.4	4.3	4.2	4.0	3.8	3.8	3.7	3.7	1.1	994.7
140,0°	4.8	4.7	4.3	4.3	4.0	4.0	4.0	3.8	3.5	3.5	3.7	1.0	995.6
142,5°	4.7	4.5	4.3	4.2	4.0	4.0	3.8	3.7	3.5	3.5	3.4	0.9	996.5
145,0°	4.3	4.2	4.0	4.0	3.8	3.7	3.6	3.5	3.2	3.2	3.3	0.8	997.3
147,5°	3.9	3.7	3.7	3.5	3.3	3.3	3.3	3.0	2.8	2.9	3.0	0.7	998.0
150,0°	3.3	3.1	3.0	3.0	2.8	2.7	2.7	2.5	2.4	2.3	2.3	0.6	998.6
152,5°	2.7	2.5	2.3	2.3	2.3	2.2	2.0	2.0	2.0	1.9	1.7	0.4	999.0
155,0°	2.0	2.1	2.0	2.0	1.7	1.7	1.7	1.7	1.7	1.7	1.7	0.3	999.3
157,5°	1.7	1.7	1.7	1.7	1.7	1.6	1.6	1.4	1.4	1.4	1.3	0.2	999.5
160,0°	1.3	1.3	1.3	1.3	1.3	1.3	1.3	1.3	1.3	1.3	1.3	0.1	999.7
162,5°	1.3	1.3	1.3	1.3	1.3	1.3	1.3	1.3	1.3	1.3	1.3	0.1	999.8
165,0°	1.3	1.3	1.3	1.3	1.3	1.3	1.3	1.3	1.2	1.3	1.1	0.1	999.9
167,5°	1.3	1.3	1.3	1.3	1.3	1.3	1.2	1.3	1.2	1.3	1.3	0.1	999.9
170,0°	1.3	1.3	1.3	1.3	1.3	1.3	1.3	1.3	1.3	1.3	1.3	0.1	1000.0
172,5°	0.0	0.0	0.0	0.0	0.0	0.0	0.0	0.0	0.0	0.0	0.0	0.0	1000.0
175,0°	0.0	0.0	0.0	0.0	0.0	0.0	0.0	0.0	0.0	0.0	0.0	0.0	1000.0
177,5°	0.0	0.0	0.0	0.0	0.0	0.0	0.0	0.0	0.0	0.0	0.0	0.0	1000.0
180,0°	0.0	0.0	0.0	0.0	0.0	0.0	0.0	0.0	0.0	0.0	0.0	0.0	1000.0

Photometric test report

Family DL 11 iQ	Order number 5XA5565EV14H000022 + 5XA54001XS	LP number 59427_53
---------------------------	--	------------------------------

Dimming levels table	environmental temperature: 25°C	siteco
-----------------------------	---------------------------------	---------------

Luminous flux %	Dimming level linear	Dimming level logarithmic	Luminous flux [lm]	Power consumption [W]	Power consumption [W]	Power consumption [W]
				start of lifetime	end of lifetime	average
100	254	254	1550	10.7	11.1	10.9
95	241	252	1471	10.1	10.4	10.2
90	229	250	1397	9.6	9.9	9.8
85	216	248	1318	9.0	9.3	9.2
80	203	246	1239	8.5	8.8	8.6
75	190	243	1159	7.9	8.2	8.0
70	178	241	1086	7.5	7.7	7.6
65	165	238	1007	6.9	7.2	7.0
60	152	235	928	6.6	6.7	6.6
55	140	232	854	6.1	6.3	6.2
50	127	229	775	5.6	5.8	5.7
45	114	225	696	5.2	5.3	5.2
40	102	221	622	4.7	4.8	4.8
35	89	216	543	4.2	4.4	4.3
30	76	210	464	3.8	3.9	3.8
25	63	203	384	3.3	3.4	3.4
20	51	195	311	2.7	2.8	2.8
17	42	188	256	2.2	2.3	2.2