
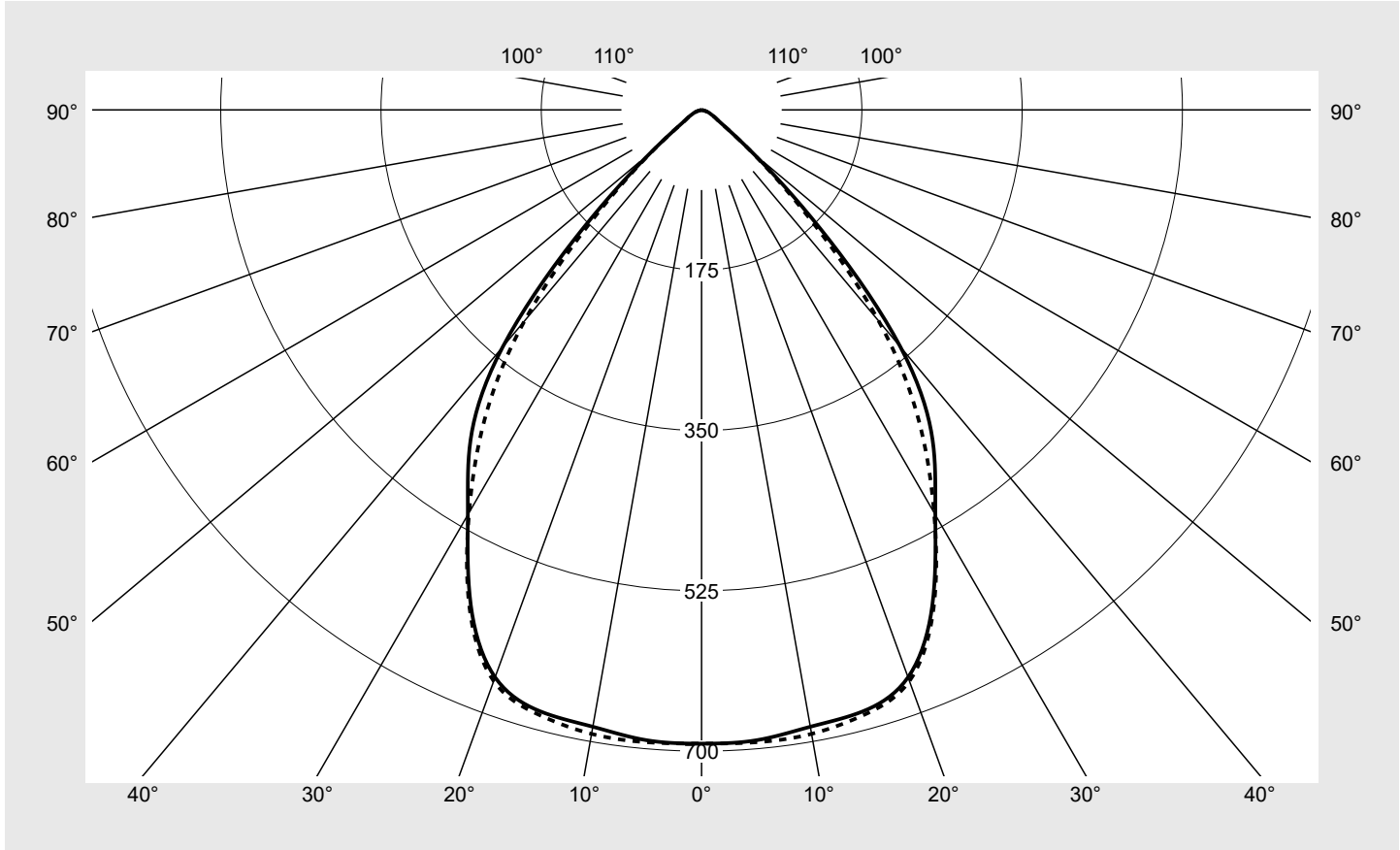


# Photometric test report

<b>Family</b> <b>Silica® 21</b>	<b>Order number: 51MX16DB45WB</b> <b>EAN: 4058352907627</b>	<b>LP number</b> <b>59267_152</b>
	<b>Version</b> recessed luminaire, reflector, white, direct distribution, wide distribution, UGR≤19 (L65≤3000cd/m²)	<b>serial documentation</b> <b>02.08.2023</b>
	<b>Lamps</b> LED 4000 K   CRI ≥ 80 <b>Controlgear</b> ECG-DALI <b>Rated values</b> Net luminous flux = 5400 lm Power consumption = 29.3 W Luminous efficacy = 184.3 lm/W	

**Luminous intensity in cd/klm** C180-0 C270-90 **Imax: 693 cd/klm**



Classifications	
DIN 5040	A 6 0
CIE	N1=83 N2=98 N3=100 N4=100 N5=100

Luminaire light output ratios	
$\eta_{LB}$	100.0%
$\phi_u$	100.0%
$\phi_o$	0.0%

**Measurement conditions**  
 DIN EN 13032 and DIN 5032

### Photometric test report

Family <b>Silica® 21</b>	Order number: <b>51MX16DB45WB</b> EAN: <b>4058352907627</b>	LP number <b>59267_152</b>
<b>Table of values for luminous intensities</b>		<b>Maximum luminous intensity</b>
		<b>siteco</b>

C-planes $\gamma$	0° 180°	15°	30°	45°	60°	75°	90° 270°	Phi-zone	Total Phi-zone
		165° 195° 345°	150° 210° 330°	135° 225° 315°	120° 240° 300°	105° 255° 285°			
Luminous intensity in cd/klm							Luminous flux in lm/klm		
0°	691.8	691.8	691.8	691.8	691.8	691.8	691.8	4.1	4.1
5°	690.7	689.7	686.1	690.3	692.9	690.5	692.9	33.0	37.1
10°	683.8	683.7	680.0	686.1	689.1	688.2	691.7	65.3	102.4
15°	679.8	682.8	679.6	683.5	685.2	682.6	683.9	96.8	199.2
20°	659.2	666.3	668.8	670.3	667.9	663.4	663.6	124.9	324.1
25°	596.3	606.7	617.7	624.9	617.5	607.1	599.6	141.8	465.9
30°	510.4	519.4	522.0	521.4	520.1	511.7	507.7	141.8	607.7
35°	439.7	447.6	431.3	414.6	422.9	421.6	413.2	134.4	742.1
40°	337.7	347.1	337.5	327.0	327.2	315.0	300.9	115.9	857.9
45°	183.5	191.6	192.8	192.4	185.5	172.4	164.1	71.6	929.5
50°	72.2	76.5	81.6	85.0	79.2	72.7	70.3	32.6	962.2
55°	28.9	31.6	36.0	41.5	36.6	30.9	28.5	15.4	977.5
60°	17.8	18.8	20.5	22.6	20.4	18.4	17.4	9.4	986.9
65°	11.5	12.0	12.6	12.8	12.4	11.7	11.3	6.0	992.9
70°	7.8	8.1	7.5	7.2	7.4	7.8	7.7	3.9	996.9
75°	3.2	3.4	3.7	3.8	3.8	3.6	3.3	1.9	998.8
80°	1.5	1.5	1.5	1.6	1.6	1.6	1.6	0.8	999.6
85°	0.7	0.7	0.7	0.7	0.7	0.8	0.8	0.4	1000.0
90°	0.0	0.0	0.0	0.0	0.0	0.0	0.0	0.0	1000.0
95°	0.0	0.0	0.0	0.0	0.0	0.0	0.0	0.0	1000.0
100°	0.0	0.0	0.0	0.0	0.0	0.0	0.0	0.0	1000.0
105°	0.0	0.0	0.0	0.0	0.0	0.0	0.0	0.0	1000.0
110°	0.0	0.0	0.0	0.0	0.0	0.0	0.0	0.0	1000.0
115°	0.0	0.0	0.0	0.0	0.0	0.0	0.0	0.0	1000.0
120°	0.0	0.0	0.0	0.0	0.0	0.0	0.0	0.0	1000.0
125°	0.0	0.0	0.0	0.0	0.0	0.0	0.0	0.0	1000.0
130°	0.0	0.0	0.0	0.0	0.0	0.0	0.0	0.0	1000.0
135°	0.0	0.0	0.0	0.0	0.0	0.0	0.0	0.0	1000.0
140°	0.0	0.0	0.0	0.0	0.0	0.0	0.0	0.0	1000.0
145°	0.0	0.0	0.0	0.0	0.0	0.0	0.0	0.0	1000.0
150°	0.0	0.0	0.0	0.0	0.0	0.0	0.0	0.0	1000.0
155°	0.0	0.0	0.0	0.0	0.0	0.0	0.0	0.0	1000.0
160°	0.0	0.0	0.0	0.0	0.0	0.0	0.0	0.0	1000.0
165°	0.0	0.0	0.0	0.0	0.0	0.0	0.0	0.0	1000.0
170°	0.0	0.0	0.0	0.0	0.0	0.0	0.0	0.0	1000.0
175°	0.0	0.0	0.0	0.0	0.0	0.0	0.0	0.0	1000.0
180°	0.0	0.0	0.0	0.0	0.0	0.0	0.0	0.0	1000.0

## Photometric test report

Family <b>Silica® 21</b>	Order number: <b>51MX16DB45WB</b> EAN: <b>4058352907627</b>	LP number <b>59267_152</b>
-----------------------------	--	-------------------------------

UGR-Table	Standard room	siteco	
-----------	---------------	--------	--

Reflection factor of ceiling	0.7	0.7	0.5	0.5	0.3	0.7	0.7	0.5	0.5	0.3	
Reflection factor of walls	0.5	0.3	0.5	0.3	0.3	0.5	0.3	0.5	0.3	0.3	
Reflection factor of floor	0.2	0.2	0.2	0.2	0.2	0.2	0.2	0.2	0.2	0.2	
Room dimensions	View crosswise (C0)					View endwise (C90)					
x	y										
2H	2H	19.2	20.5	19.5	20.8	21.1	18.8	20.1	19.2	20.4	20.8
	3H	19.1	20.2	19.5	20.6	20.9	18.7	19.9	19.1	20.2	20.6
	4H	19.0	20.1	19.4	20.4	20.8	18.7	19.8	19.1	20.1	20.5
	6H	19.0	19.9	19.4	20.3	20.7	18.6	19.6	19.1	20.0	20.4
	8H	19.0	19.9	19.5	20.2	20.6	18.7	19.5	19.1	19.9	20.3
	12H	19.0	19.8	19.4	20.2	20.6	18.7	19.4	19.1	19.8	20.2
4H	2H	19.0	20.1	19.4	20.4	20.8	18.7	19.7	19.1	20.1	20.5
	3H	19.0	19.8	19.4	20.2	20.6	18.6	19.5	19.1	19.9	20.3
	4H	18.9	19.7	19.3	20.1	20.5	18.6	19.3	19.0	19.8	20.2
	6H	18.8	19.5	19.3	19.9	20.4	18.5	19.2	19.0	19.6	20.1
	8H	18.8	19.4	19.3	19.8	20.3	18.5	19.1	18.9	19.5	20.0
	12H	18.8	19.3	19.3	19.7	20.2	18.5	19.0	19.0	19.4	19.9
8H	4H	18.8	19.4	19.3	19.8	20.3	18.5	19.1	18.9	19.5	20.0
	6H	18.7	19.2	19.2	19.7	20.2	18.4	18.9	18.9	19.3	19.9
	8H	18.7	19.1	19.2	19.6	20.1	18.3	18.8	18.8	19.3	19.8
	12H	18.6	19.0	19.2	19.5	20.0	18.3	18.7	18.8	19.2	19.7
12H	4H	18.8	19.3	19.3	19.7	20.2	18.5	19.0	19.0	19.4	19.9
	6H	18.7	19.1	19.2	19.6	20.1	18.4	18.8	18.9	19.2	19.8
	8H	18.6	19.0	19.2	19.5	20.0	18.3	18.7	18.8	19.2	19.7

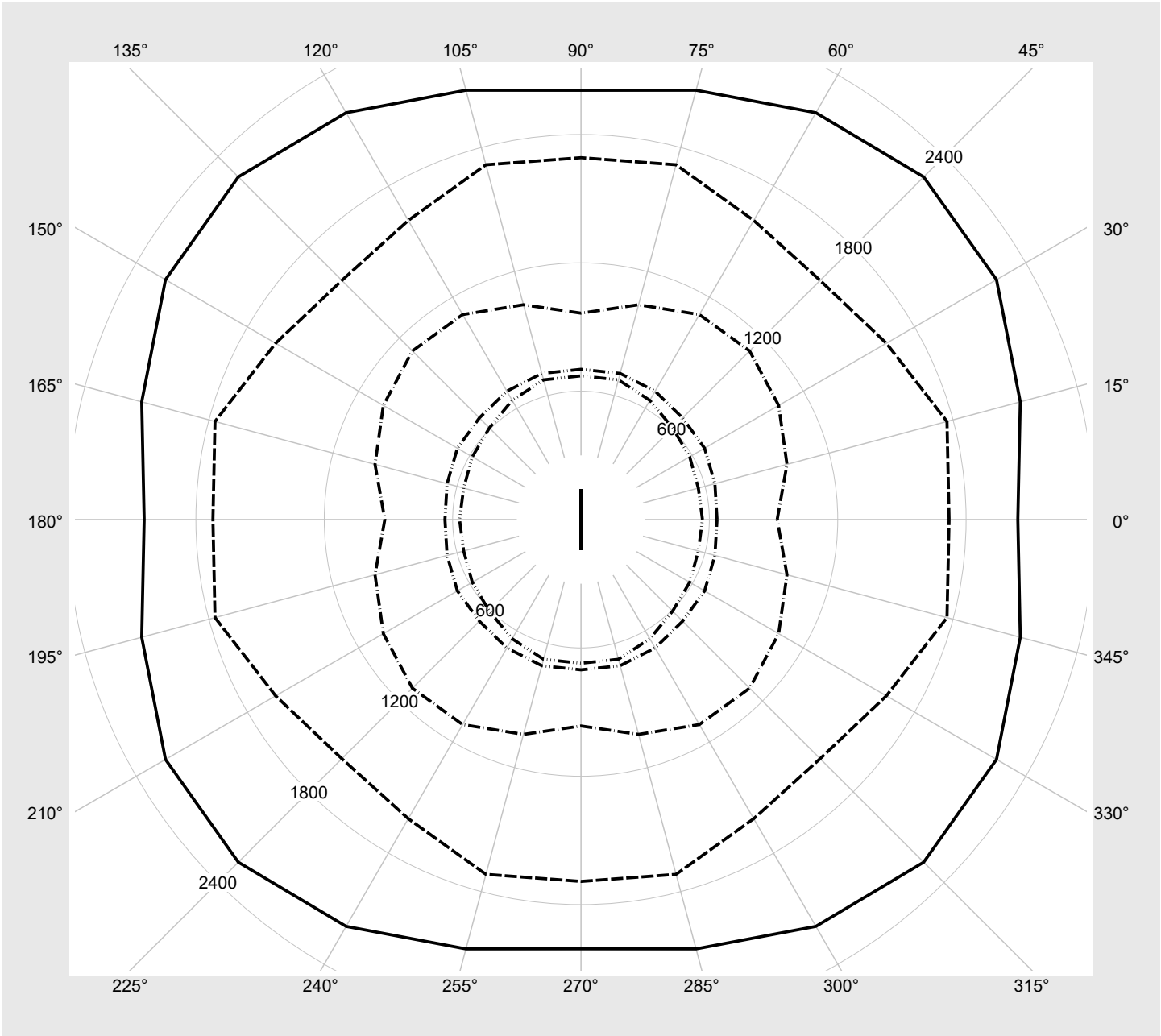
Luminance table	Max. for $\gamma \geq 65^\circ$	Photometric dimensions in mm:	L = 1470 B = 49
-----------------	---------------------------------	-------------------------------	--------------------

C-planes	$\gamma$	Luminance in cd/m <sup>2</sup>							
		0° 180°	15° 165° 195° 345°	30° 150° 210° 330°	45° 135° 225° 315°	60° 120° 240° 300°	75° 105° 255° 285°	90° 270°	
45°		19452.8	20315.3	20437.6	20402.6	19662.5	18275.0	17396.7	
50°		8421.2	8918.7	9514.3	9918.7	9238.0	8480.2	8204.5	
55°		3783.2	4132.5	4709.4	5424.9	4781.9	4042.7	3721.5	
60°		2665.3	2812.8	3074.2	3383.2	3063.4	2762.6	2614.2	
65°		2041.8	2125.7	2242.6	2265.1	2195.7	2077.8	2006.6	
70°		1720.5	1771.1	1648.1	1580.8	1614.6	1716.9	1691.5	
75°		917.1	996.7	1066.8	1114.6	1106.5	1039.6	964.8	
80°		635.9	648.0	667.0	671.8	692.9	707.2	702.4	
85°		567.7	567.7	586.6	605.6	643.4	676.1	671.8	

**Photometric test report**

<b>Family</b> <b>Silica® 21</b>	<b>Order number: 51MX16DB45WB</b> <b>EAN: 4058352907627</b>	<b>LP number</b> <b>59267_152</b>
------------------------------------	--	--------------------------------------

**Luminance values in cd/m<sup>2</sup>**     γ 65°   γ 70°   γ 75°   γ 80°   γ 85°     **siteco**



## Photometric test report

<b>Family</b> Silica® 21	<b>Order number: 51MX16DB45WB</b> <b>EAN: 4058352907627</b>	<b>LP number</b> 59267_152
-----------------------------	--	-------------------------------

<b>Dimming levels table</b>	environmental temperature: 25°C	<b>sITeco</b>
-----------------------------	---------------------------------	---------------

Luminous flux %	Dimming level linear	Dimming level logarithmic	Luminous flux [lm]	Power consumption [W]
100	254	254	5400	29.3
95	241	252	5137	27.8
90	227	250	4853	26.1
85	214	248	4587	24.7
80	201	245	4319	23.1
75	188	243	4051	21.6
70	175	240	3779	20.1
65	162	238	3507	18.7
60	149	234	3231	17.2
55	137	231	2977	15.9
50	124	228	2700	14.4
45	111	224	2421	12.9
40	99	219	2163	11.6
35	86	214	1882	10.2
30	74	209	1621	8.9
25	62	202	1359	7.7
20	49	194	1073	6.2
15	37	183	808	5.0
10	25	169	543	3.7
5	13	145	277	2.3
3	9	132	188	1.6