
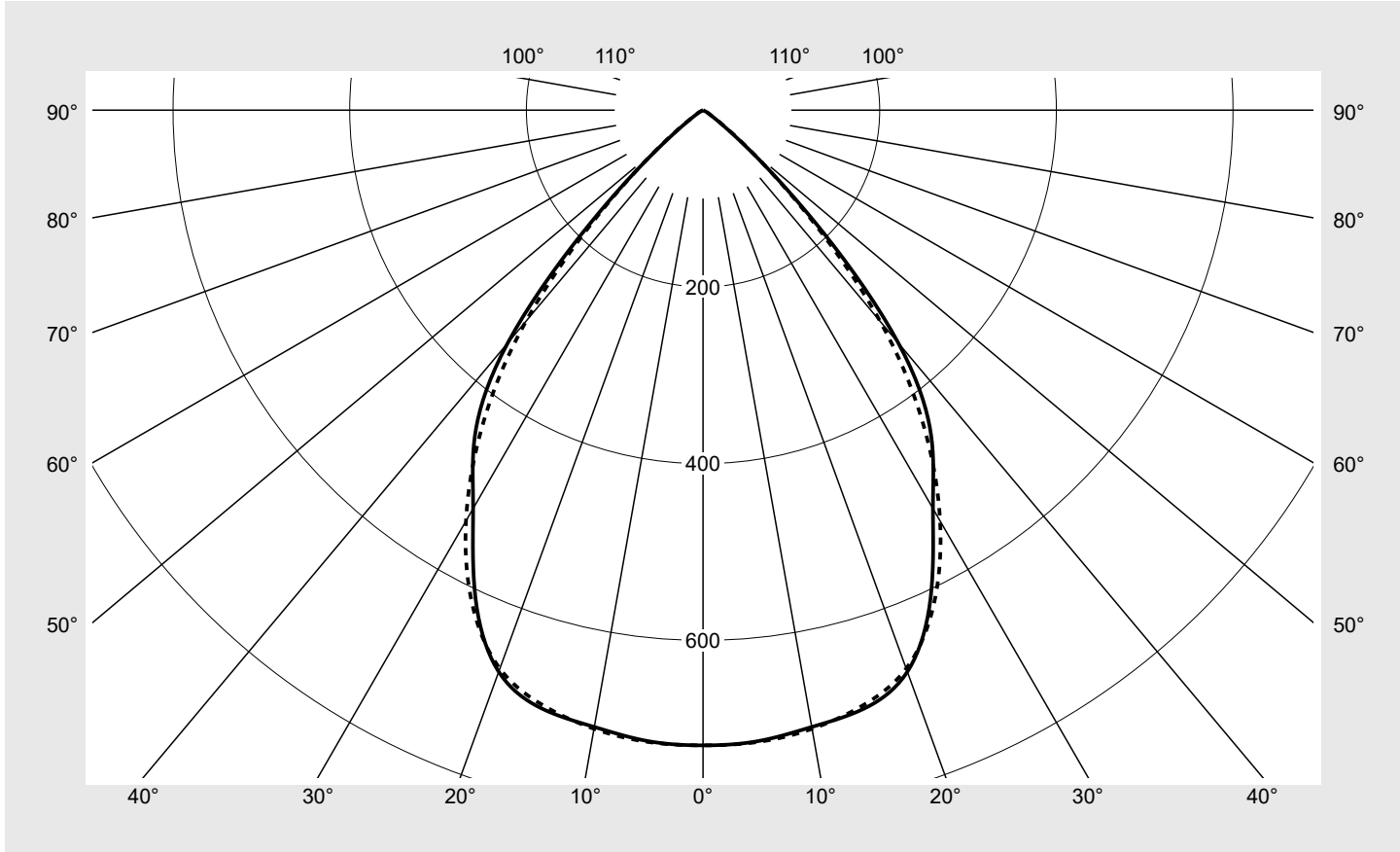


# Photometric test report

<b>Family</b> <b>Silica® 21</b>	<b>Order number: 51MX12DA34WB</b> <b>EAN: 4058352907221</b>	<b>LP number</b> <b>59266_167</b>
	<b>Version</b> recessed luminaire, reflector, black, direct distribution, wide distribution, UGR≤19 (L65≤1000cd/m²)	<b>serial documentation</b> <b>02.08.2023</b>
	<b>Lamps</b> LED 3000 K   CRI ≥ 80 <b>Controlgear</b> ECG-DALI <b>Rated values</b> Net luminous flux = 4320 lm Power consumption = 27.4 W Luminous efficacy = 157.7 lm/W	

**Luminous intensity in cd/klm**    **C180-0**    **C270-90**    **Imax: 719 cd/klm**



Classifications	
DIN 5040	A 6 0
CIE	N1=86 N2=100 N3=100 N4=100 N5=100

Luminaire light output ratios	
$\eta_{LB}$	100.0%
$\phi_u$	100.0%
$\phi_o$	0.0%

Measurement conditions
DIN EN 13032 and DIN 5032

## Photometric test report

Family <b>Silica® 21</b>	Order number: <b>51MX12DA34WB</b> EAN: <b>4058352907221</b>	LP number <b>59266_167</b>
Table of values for luminous intensities		Maximum luminous intensity
		<b>siteco</b>

C-planes $\gamma$	0° 180°	15°	30°	45°	60°	75°	90° 270°	Phi-zone	Total Phi-zone
		165° 195° 345°	150° 210° 330°	135° 225° 315°	120° 240° 300°	105° 255° 285°			
Luminous intensity in cd/klm								Luminous flux in lm/klm	
0°	718.8	718.8	718.8	718.8	718.8	718.8	718.8	4.3	4.3
5°	716.8	715.7	712.2	716.2	717.8	715.2	717.7	34.2	38.5
10°	708.8	709.0	703.3	708.6	709.9	707.6	710.9	67.4	105.9
15°	701.5	704.3	697.3	698.3	698.8	696.7	697.6	99.2	205.1
20°	676.3	682.5	681.1	681.0	677.6	673.2	672.5	127.2	332.2
25°	609.5	618.9	627.5	636.4	634.5	625.9	617.8	145.0	477.3
30°	520.6	528.9	533.1	542.9	550.7	541.7	536.8	147.4	624.6
35°	450.5	455.7	444.2	436.3	445.0	443.0	435.2	139.8	764.4
40°	343.9	350.9	343.2	332.9	329.4	321.5	312.0	117.8	882.2
45°	178.2	185.2	190.8	192.2	186.9	176.3	167.1	71.3	953.5
50°	59.7	64.4	73.8	78.7	75.2	68.1	63.7	29.5	983.0
55°	15.6	18.5	24.7	31.2	26.2	20.2	17.4	10.3	993.3
60°	6.1	6.8	9.1	12.2	9.8	7.7	7.0	4.1	997.4
65°	2.1	2.4	3.4	4.3	3.8	3.0	2.8	1.6	999.0
70°	1.4	1.4	1.0	1.0	1.2	1.5	1.5	0.7	999.7
75°	0.3	0.4	0.3	0.4	0.4	0.5	0.4	0.2	999.9
80°	0.0	0.0	0.1	0.1	0.1	0.2	0.2	0.1	999.9
85°	0.0	0.0	0.1	0.1	0.1	0.2	0.2	0.1	1000.0
90°	0.0	0.0	0.0	0.0	0.0	0.0	0.0	0.0	1000.0
95°	0.0	0.0	0.0	0.0	0.0	0.0	0.0	0.0	1000.0
100°	0.0	0.0	0.0	0.0	0.0	0.0	0.0	0.0	1000.0
105°	0.0	0.0	0.0	0.0	0.0	0.0	0.0	0.0	1000.0
110°	0.0	0.0	0.0	0.0	0.0	0.0	0.0	0.0	1000.0
115°	0.0	0.0	0.0	0.0	0.0	0.0	0.0	0.0	1000.0
120°	0.0	0.0	0.0	0.0	0.0	0.0	0.0	0.0	1000.0
125°	0.0	0.0	0.0	0.0	0.0	0.0	0.0	0.0	1000.0
130°	0.0	0.0	0.0	0.0	0.0	0.0	0.0	0.0	1000.0
135°	0.0	0.0	0.0	0.0	0.0	0.0	0.0	0.0	1000.0
140°	0.0	0.0	0.0	0.0	0.0	0.0	0.0	0.0	1000.0
145°	0.0	0.0	0.0	0.0	0.0	0.0	0.0	0.0	1000.0
150°	0.0	0.0	0.0	0.0	0.0	0.0	0.0	0.0	1000.0
155°	0.0	0.0	0.0	0.0	0.0	0.0	0.0	0.0	1000.0
160°	0.0	0.0	0.0	0.0	0.0	0.0	0.0	0.0	1000.0
165°	0.0	0.0	0.0	0.0	0.0	0.0	0.0	0.0	1000.0
170°	0.0	0.0	0.0	0.0	0.0	0.0	0.0	0.0	1000.0
175°	0.0	0.0	0.0	0.0	0.0	0.0	0.0	0.0	1000.0
180°	0.0	0.0	0.0	0.0	0.0	0.0	0.0	0.0	1000.0

## Photometric test report

Family <b>Silica® 21</b>	Order number: <b>51MX12DA34WB</b> EAN: <b>4058352907221</b>	LP number <b>59266_167</b>
-----------------------------	--	-------------------------------

<b>UGR-Table</b>	<b>Standard room</b>	<b>siteco</b>
------------------	----------------------	---------------

Reflection factor of ceiling	0.7	0.7	0.5	0.5	0.3	0.7	0.7	0.5	0.5	0.3	
Reflection factor of walls	0.5	0.3	0.5	0.3	0.3	0.5	0.3	0.5	0.3	0.3	
Reflection factor of floor	0.2	0.2	0.2	0.2	0.2	0.2	0.2	0.2	0.2	0.2	
Room dimensions	View crosswise (C0)					View endwise (C90)					
x	y										
2H	2H	19.0	20.3	19.4	20.6	21.0	18.9	20.2	19.2	20.5	20.8
	3H	18.9	20.0	19.3	20.4	20.7	18.7	19.9	19.1	20.2	20.6
	4H	18.8	19.9	19.2	20.2	20.6	18.7	19.7	19.1	20.1	20.4
	6H	18.8	19.7	19.2	20.1	20.5	18.6	19.5	19.0	19.9	20.3
	8H	18.8	19.6	19.2	20.0	20.4	18.6	19.4	19.1	19.8	20.2
	12H	18.8	19.5	19.2	19.9	20.3	18.6	19.4	19.0	19.7	20.2
4H	2H	18.9	19.9	19.3	20.2	20.6	18.7	19.7	19.1	20.1	20.4
	3H	18.7	19.5	19.1	19.9	20.4	18.5	19.4	19.0	19.8	20.2
	4H	18.6	19.4	19.1	19.8	20.2	18.4	19.2	18.9	19.6	20.0
	6H	18.5	19.2	19.0	19.6	20.1	18.4	19.0	18.8	19.4	19.9
	8H	18.5	19.1	19.0	19.5	20.0	18.3	18.9	18.8	19.3	19.8
	12H	18.5	19.0	19.0	19.4	19.9	18.3	18.8	18.8	19.2	19.7
8H	4H	18.5	19.1	19.0	19.5	20.0	18.3	18.9	18.8	19.3	19.8
	6H	18.4	18.8	18.9	19.3	19.8	18.2	18.7	18.7	19.2	19.7
	8H	18.3	18.7	18.8	19.2	19.8	18.2	18.6	18.7	19.1	19.6
	12H	18.3	18.6	18.8	19.1	19.7	18.1	18.5	18.7	19.0	19.5
12H	4H	18.5	19.0	19.0	19.4	19.9	18.3	18.8	18.8	19.2	19.7
	6H	18.4	18.7	18.9	19.2	19.8	18.2	18.6	18.7	19.1	19.6
	8H	18.3	18.6	18.8	19.1	19.7	18.1	18.5	18.7	19.0	19.5

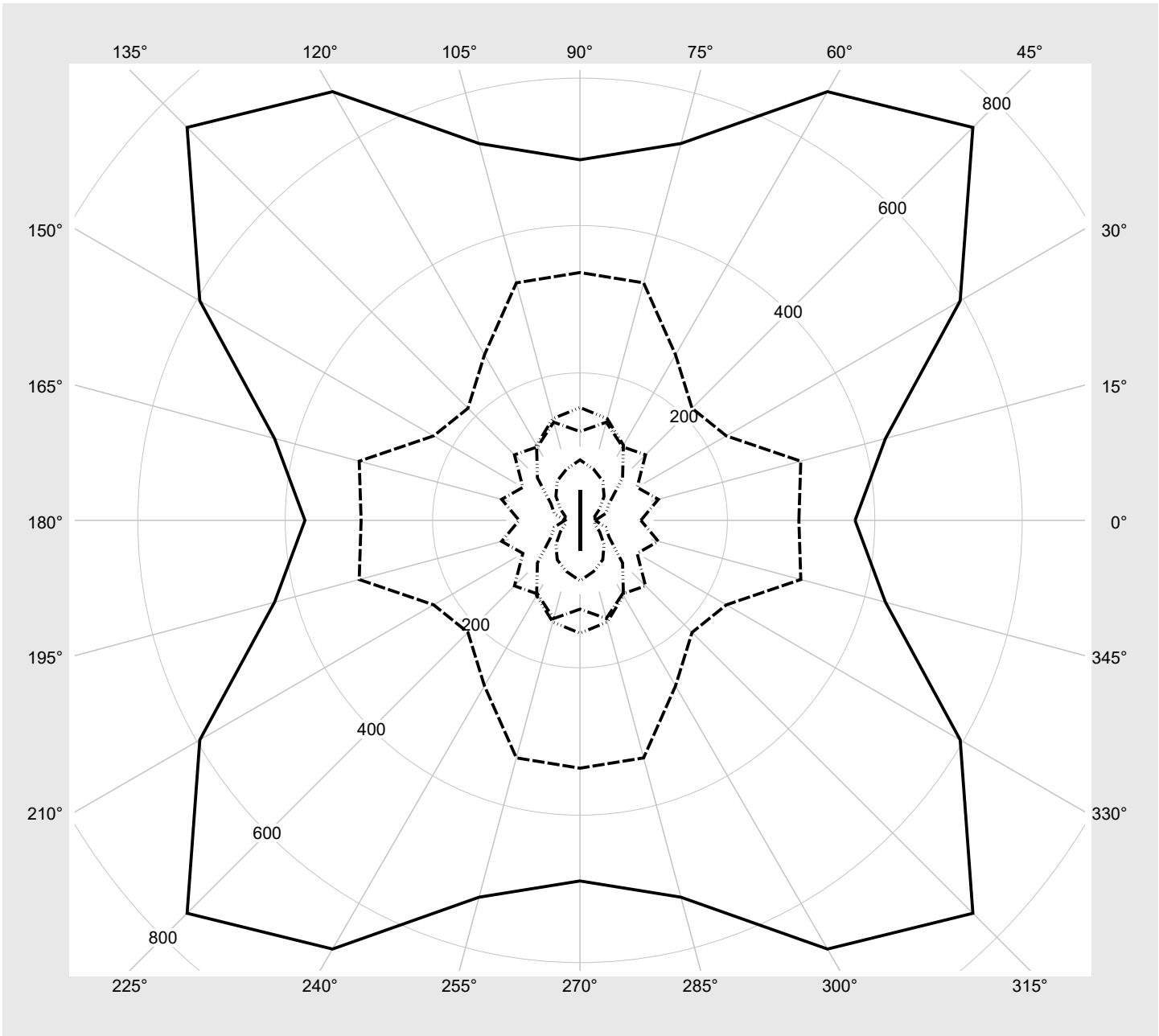
<b>Luminance table</b>	<b>Max. for <math>\gamma \geq 65^\circ</math></b>	<b>Photometric dimensions in mm:</b>	<b>L = 1176</b>
			<b>B = 49</b>

C-planes	$\gamma$	Luminance in cd/m <sup>2</sup>							
		0° 180°	15° 165° 195° 345°	30° 150° 210° 330°	45° 135° 225° 315°	60° 120° 240° 300°	75° 105° 255° 285°	90° 270°	
45°		18893.8	19639.4	20224.8	20378.7	19816.4	18686.5	17719.1	
50°		6967.4	7515.8	8602.9	9174.9	8765.7	7944.9	7434.7	
55°		2040.2	2416.2	3223.4	4082.0	3422.4	2643.9	2274.9	
60°		914.5	1022.3	1370.7	1828.8	1475.1	1154.2	1044.6	
65°		373.2	429.1	595.7	753.9	671.6	529.3	489.2	
70°		297.0	310.2	229.3	215.0	259.3	333.6	336.2	
75°		82.6	110.1	89.5	125.7	115.3	137.9	120.5	
80°		20.7	20.7	30.7	46.2	61.7	71.7	82.0	
85°		20.6	36.1	45.6	81.7	117.8	142.8	153.1	

**Photometric test report**

<b>Family</b> <b>Silica® 21</b>	<b>Order number: 51MX12DA34WB</b> <b>EAN: 4058352907221</b>	<b>LP number</b> <b>59266_167</b>
------------------------------------	--	--------------------------------------

**Luminance values in cd/m<sup>2</sup>**       $\gamma$  65°      $\gamma$  70°      $\gamma$  75°      $\gamma$  80°      $\gamma$  85°



## Photometric test report

Family <b>Silica® 21</b>	Order number: <b>51MX12DA34WB</b> EAN: <b>4058352907221</b>	LP number <b>59266_167</b>
-----------------------------	--	-------------------------------

<b>Dimming levels table</b>	environmental temperature: 25°C	<b>sITeco</b>
-----------------------------	---------------------------------	---------------

Luminous flux %	Dimming level linear	Dimming level logarithmic	Luminous flux [lm]	Power consumption [W]
100	254	254	4320	27.4
95	240	252	4098	25.9
90	227	250	3889	24.5
85	214	248	3678	23.0
80	200	245	3449	21.5
75	187	243	3236	20.1
70	174	240	3021	18.7
65	161	237	2805	17.2
60	148	234	2585	15.9
55	136	231	2382	14.6
50	123	227	2160	13.3
45	110	223	1937	11.9
40	98	219	1730	10.6
35	86	214	1521	9.4
30	73	208	1293	8.1
25	61	202	1083	6.9
20	49	194	870	5.8
15	37	183	655	4.5
10	24	168	423	3.3
5	12	142	207	1.9
3	8	127	135	1.3