
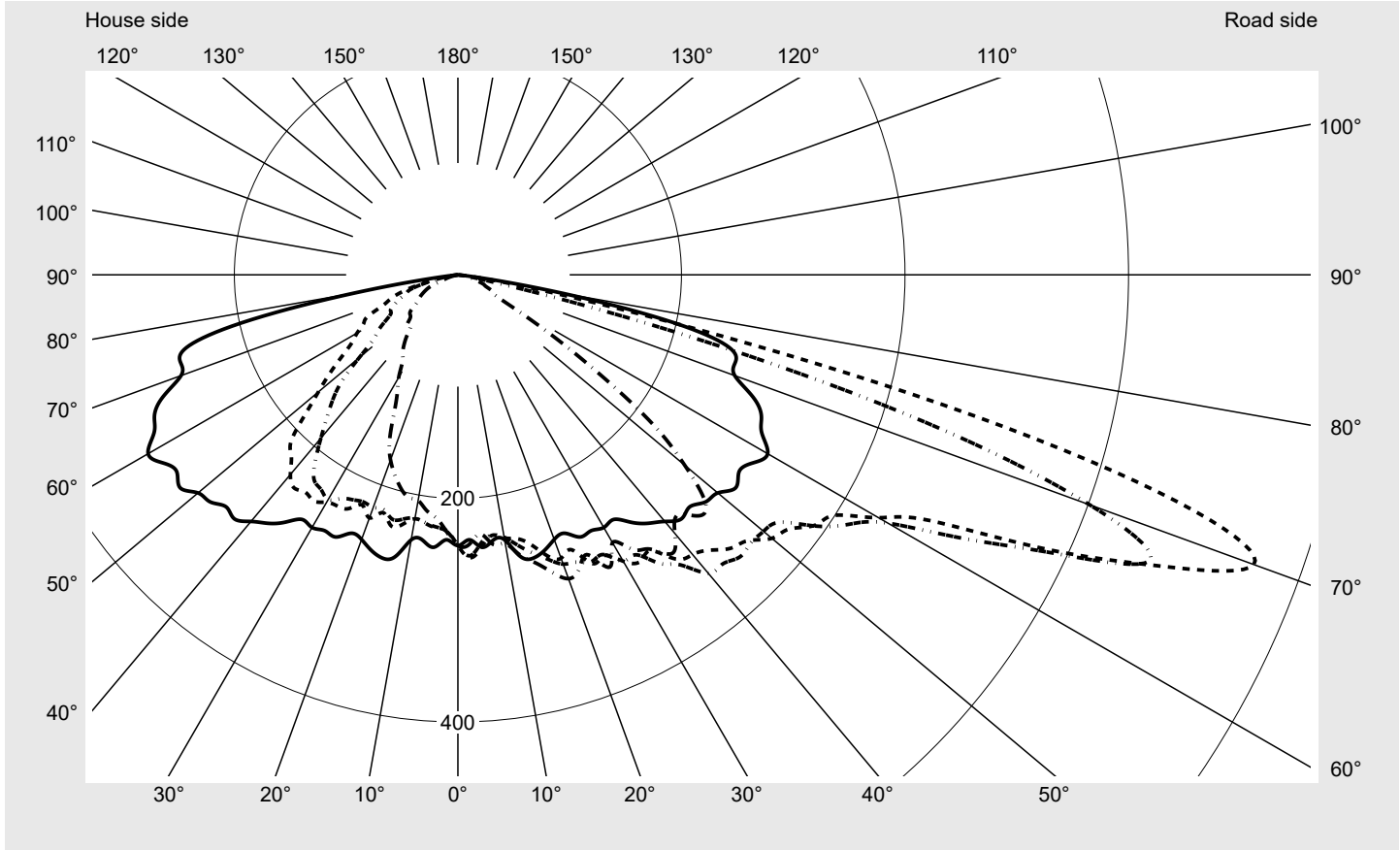


Photometric test report

Family DL® 50 mini LED	Order number: 5XA248D21F08FE EAN: 4058352802717	LP number 59076_1161
	Version post-top or side-entry mounting Optic asymmetric, wide distribution (ST1.0a) Cover toughened safety glass Lamps LED 2200 K CRI ≥ 70 Controlgear ECG SITECO iQ Rated values Net luminous flux = 2580 lm Power consumption = 18.9 W Luminous efficacy = 136.5 lm/W	serial documentation 16.05.2023



Luminous intensity in cd/klm
C180-0
C205-25
C210-30
C270-90
Imax: 758 cd/klm



Luminaire output ratios	
Eta	100.0%
Eta 0° - 90°	100.0%
Eta 90° - 180°	0.0%

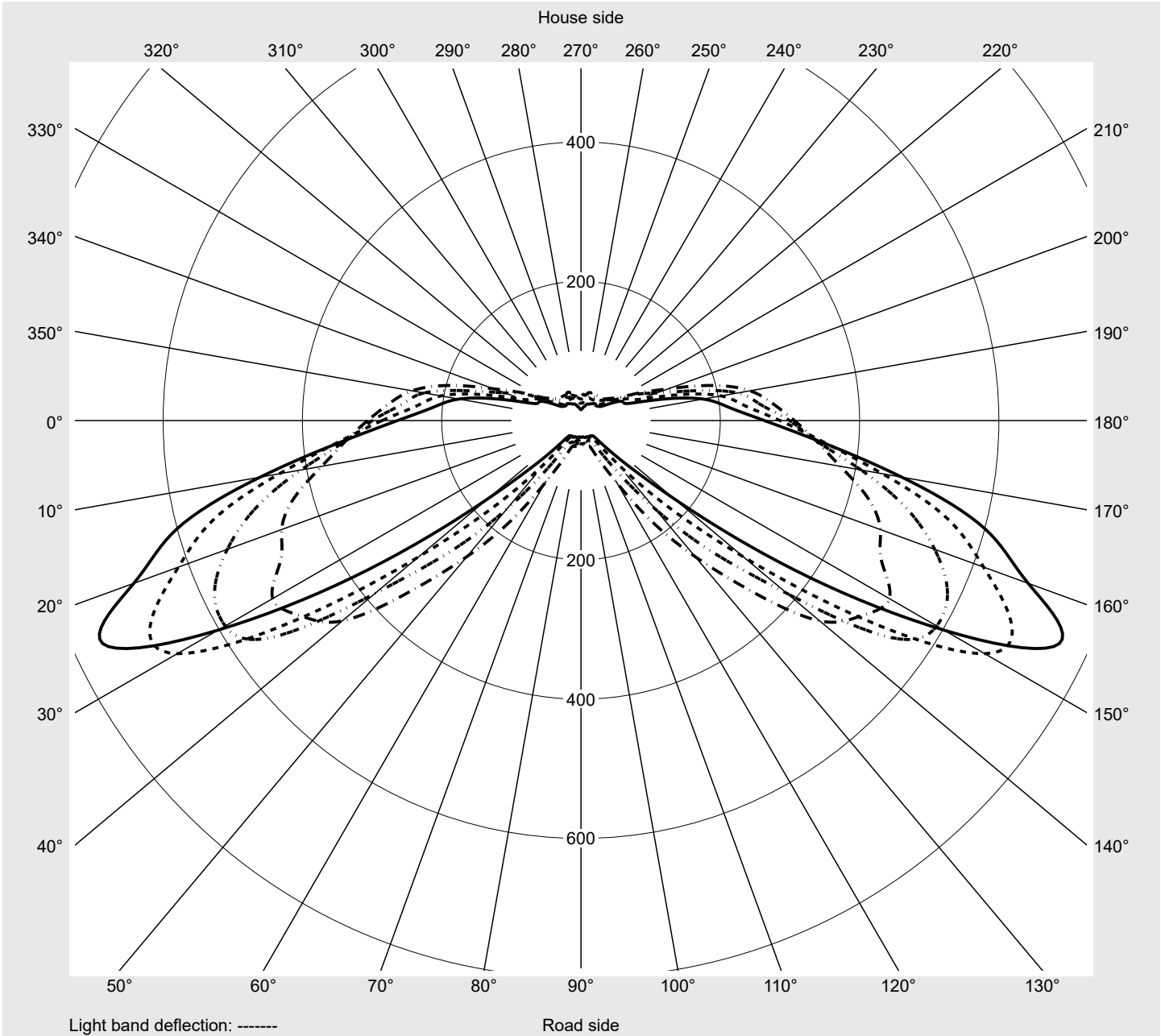
Luminous intensity class acc. to EN13201-2	
Class:	G3
Imax 70°	757.8
Imax 80°	95.1
Imax 90°	0.0
Imax >90°	0.0
Imax >95°	0.0

Measurement conditions
 DIN EN 13032 and DIN 5032

Photometric test report

Family DL® 50 mini LED	Order number: 5XA248D21F08FE EAN: 4058352802717	LP number 59076_1161
---	--	---------------------------------------

Envelope curve in cd/klm **KMK 70°** **KMK 67.5°** **KMK 65°** **KMK 62.5°** **siteco**



Photometric test report

Family DL® 50 mini LED	Order number: 5XA248D21F08FE EAN: 4058352802717	LP number 59076_1161
Table of values for luminous intensities		Maximum luminous intensity

siteco

C-planes	0° 180°	5° 175°	10° 170°	15° 165°	20° 160°	25° 155°	30° 150°	35° 145°	40° 140°	45° 135°	50° 130°	55° 125°	60° 120°
γ	Luminous intensity in cd/klm												
0,0°	242.2	242.2	242.2	242.2	242.2	242.2	242.2	242.2	242.2	242.2	242.2	242.2	242.2
2,5°	237.2	240.2	243.6	247.1	250.1	253.3	251.5	253.0	253.9	252.9	249.2	247.7	247.6
5,0°	244.6	247.2	246.5	245.5	245.0	244.3	240.5	238.5	236.3	236.3	235.1	233.7	233.4
7,5°	239.7	245.1	248.3	244.6	238.3	235.0	234.8	231.4	230.3	234.8	234.3	239.5	238.7
10,0°	240.7	249.2	251.4	243.9	239.9	238.9	238.4	242.1	240.6	240.8	243.3	249.6	251.2
12,5°	258.0	251.3	242.2	234.8	236.0	241.7	247.8	251.1	250.2	252.7	253.4	256.8	257.4
15,0°	262.2	249.0	244.4	246.5	247.0	249.2	257.5	261.4	264.2	266.4	265.5	261.6	261.2
17,5°	258.3	251.3	248.4	253.2	259.5	262.9	266.6	264.1	266.6	271.6	270.9	268.4	275.4
20,0°	251.9	249.8	249.6	255.8	262.8	269.8	275.4	276.2	274.3	273.3	279.4	281.1	281.7
22,5°	250.2	252.4	255.0	266.6	270.7	266.2	278.1	280.2	283.2	284.7	277.3	280.4	284.0
25,0°	258.8	258.1	263.4	267.5	275.0	285.0	283.0	287.9	292.3	291.9	288.1	291.2	291.4
27,5°	258.1	259.3	264.2	271.8	275.5	283.2	282.1	292.3	297.8	295.7	295.0	295.6	295.2
30,0°	261.0	264.7	278.4	274.8	287.8	295.8	295.6	301.4	307.5	307.5	302.4	301.2	298.5
32,5°	259.5	271.5	275.0	285.5	290.4	303.8	296.9	312.8	318.7	323.5	314.1	299.9	297.4
35,0°	270.2	277.9	282.4	285.4	294.7	301.1	315.2	320.4	320.7	320.8	310.6	315.9	307.3
37,5°	280.1	288.9	291.9	300.1	302.5	320.5	327.1	330.1	327.2	324.3	312.1	312.9	322.0
40,0°	288.0	294.9	294.8	301.0	311.0	326.6	348.4	339.0	340.9	323.5	314.9	336.9	331.0
42,5°	296.1	297.5	298.1	316.3	327.4	334.0	350.7	340.8	336.4	326.9	332.4	337.9	345.0
45,0°	293.4	307.2	308.2	316.1	329.3	345.7	356.8	343.0	340.7	351.3	353.6	361.0	358.7
47,5°	300.6	307.3	314.8	328.8	344.9	352.0	355.2	354.7	351.0	370.6	372.7	358.6	351.6
50,0°	303.5	304.1	310.6	329.1	357.1	366.7	357.0	357.9	374.0	384.7	373.8	352.0	342.3
52,5°	313.1	308.3	311.4	326.1	362.1	373.6	363.6	377.1	396.3	399.9	374.1	343.5	326.4
55,0°	307.1	316.8	324.7	337.2	363.3	390.4	392.0	402.7	402.8	386.8	366.3	344.1	310.0
57,5°	313.1	325.8	337.5	353.8	370.6	400.3	415.2	426.0	418.2	382.6	371.0	318.2	258.7
60,0°	320.0	336.4	356.7	382.3	399.2	434.6	444.2	455.3	436.4	397.2	321.8	253.6	192.9
62,5°	306.5	339.5	378.1	425.8	457.4	476.0	511.2	489.6	447.5	347.0	255.1	175.8	103.5
65,0°	299.6	340.0	408.3	483.0	540.4	580.6	589.8	543.1	386.3	266.9	165.4	84.9	43.0
67,5°	285.8	348.9	439.6	545.0	615.1	681.0	669.3	499.2	304.3	169.4	77.8	34.0	31.0
70,0°	263.6	344.2	467.8	600.6	683.4	757.8	601.6	373.8	175.0	76.2	32.7	27.1	25.4
72,5°	260.2	352.1	495.4	595.6	690.0	674.7	438.4	194.3	80.1	34.9	24.8	22.8	22.3
75,0°	251.4	355.3	453.9	502.5	563.4	449.7	222.3	65.9	33.6	23.0	18.2	18.2	18.1
77,5°	197.9	250.8	269.9	280.6	272.8	192.3	58.2	20.2	16.5	16.7	17.0	14.7	13.0
80,0°	95.1	86.3	83.1	87.4	87.1	61.8	14.5	10.9	9.9	10.1	14.8	9.2	8.4
82,5°	19.9	14.9	10.6	15.6	24.6	15.4	6.7	8.0	5.4	4.5	5.7	4.8	5.3
85,0°	1.2	1.1	1.6	1.3	1.6	1.7	1.9	2.0	2.1	1.8	1.8	1.6	1.8
87,5°	0.3	0.3	0.4	0.4	0.4	0.4	0.4	0.5	0.5	0.4	0.4	0.5	0.5
90,0°	0.0	0.0	0.0	0.0	0.0	0.0	0.0	0.0	0.0	0.0	0.0	0.0	0.0

Photometric test report

Family DL® 50 mini LED	Order number: 5XA248D21F08FE EAN: 4058352802717	LP number 59076_1161
Table of values for luminous intensities		Maximum luminous intensity

siteco

C-planes	65° 115°	70° 110°	75° 105°	80° 100°	85° 95°	90°	185° 355°	190° 350°	195° 345°	200° 340°	205° 335°	210° 330°	215° 325°
γ	Luminous intensity in cd/klm												
0,0°	242.2	242.2	242.2	242.2	242.2	242.2	242.2	242.2	242.2	242.2	242.2	242.2	242.2
2,5°	246.5	245.6	245.8	243.2	241.6	241.0	237.5	234.9	231.4	229.7	229.1	229.7	228.7
5,0°	231.5	228.9	230.8	232.5	234.2	232.7	235.6	233.9	229.2	227.3	227.0	226.3	224.2
7,5°	238.9	237.7	239.2	239.1	238.8	243.3	233.9	231.9	226.6	222.4	224.0	223.5	219.5
10,0°	251.1	250.4	247.0	246.6	242.9	244.2	232.6	230.0	230.1	225.8	221.6	221.1	218.9
12,5°	255.3	254.8	254.6	255.0	256.4	256.8	251.6	236.9	233.3	228.9	228.6	223.7	220.7
15,0°	261.0	263.4	264.6	269.2	266.7	266.5	251.8	236.5	234.4	231.8	232.1	226.4	214.7
17,5°	273.5	269.8	271.0	269.3	274.0	278.7	254.8	236.7	230.6	229.6	223.0	220.4	211.5
20,0°	277.0	273.8	278.5	273.5	277.4	289.2	253.6	246.1	236.7	232.5	231.4	221.3	218.5
22,5°	283.3	280.0	281.4	274.0	278.9	284.1	258.2	245.1	237.3	231.5	223.1	220.1	214.1
25,0°	291.6	289.2	282.7	284.9	281.8	276.4	256.1	253.5	245.1	231.6	230.7	222.1	220.2
27,5°	291.0	297.1	284.7	284.4	283.7	294.6	253.8	262.2	247.2	243.6	233.3	225.6	220.2
30,0°	299.4	285.0	290.4	287.0	284.1	276.6	260.1	262.3	252.5	242.6	235.0	232.1	216.3
32,5°	303.1	294.9	292.6	291.3	291.6	291.4	267.1	268.3	257.6	249.2	239.9	227.8	207.5
35,0°	305.6	303.8	309.8	304.1	309.8	299.5	265.1	272.9	264.3	257.9	237.6	224.2	192.7
37,5°	327.6	321.4	316.6	327.0	311.9	314.4	267.5	273.9	266.0	253.1	240.5	209.6	171.7
40,0°	335.6	329.6	322.7	314.6	317.2	302.1	280.5	272.5	268.4	257.7	233.1	190.7	159.6
42,5°	344.1	323.1	317.5	312.8	305.5	291.3	285.6	276.8	274.2	255.0	220.5	173.7	147.1
45,0°	334.8	321.1	311.8	310.6	303.9	304.9	290.4	275.0	272.0	249.5	211.3	158.5	132.3
47,5°	329.8	320.9	301.3	306.7	283.3	299.9	289.6	280.3	276.9	239.7	185.9	140.8	119.7
50,0°	322.5	303.3	286.7	277.3	266.1	264.8	299.6	279.3	263.2	226.2	163.0	115.2	100.4
52,5°	304.5	279.5	254.9	243.3	227.8	220.6	304.6	284.5	261.5	202.5	144.2	95.6	87.7
55,0°	271.9	232.3	195.4	182.8	167.1	154.6	302.4	281.2	248.9	189.5	126.0	87.0	82.7
57,5°	205.3	164.9	136.9	107.6	100.1	94.8	295.7	276.1	229.0	169.2	112.1	76.9	69.4
60,0°	135.3	91.2	69.1	54.0	51.1	48.0	295.6	255.4	206.1	148.6	104.2	69.2	64.4
62,5°	63.8	41.6	38.3	37.4	35.9	35.9	276.8	246.4	194.9	133.5	95.3	67.9	56.0
65,0°	34.8	33.0	36.1	33.5	33.3	33.3	259.4	228.7	165.0	116.1	89.9	62.4	52.0
67,5°	28.3	30.3	30.4	29.0	28.2	27.1	237.7	204.2	142.9	89.0	74.0	56.7	44.9
70,0°	26.6	24.6	25.1	24.3	23.4	24.3	214.1	178.1	117.5	71.7	65.1	49.6	35.8
72,5°	20.9	22.8	22.1	20.1	20.0	18.5	199.3	149.2	98.9	60.6	55.2	45.6	31.0
75,0°	18.0	17.9	18.1	15.7	15.1	15.9	176.2	102.0	69.4	40.3	40.9	34.6	28.7
77,5°	14.2	13.9	12.6	12.2	11.3	11.2	100.8	18.4	18.7	26.1	24.0	21.5	20.6
80,0°	9.5	8.9	8.4	8.0	6.9	6.7	38.7	5.8	7.9	14.6	11.5	12.5	10.7
82,5°	4.7	5.0	4.6	3.8	3.5	3.5	7.8	3.4	3.6	6.4	5.1	4.4	4.3
85,0°	2.1	1.9	1.8	1.5	1.1	1.5	1.2	1.1	1.1	1.1	1.1	1.1	0.9
87,5°	0.4	0.4	0.4	0.3	0.3	0.7	0.3	0.2	0.3	0.3	0.2	0.2	0.1
90,0°	0.0	0.0	0.0	0.0	0.0	0.0	0.0	0.0	0.0	0.0	0.0	0.0	0.0

Photometric test report

Family DL® 50 mini LED	Order number: 5XA248D21F08FE EAN: 4058352802717	LP number 59076_1161
Table of values for luminous intensities		Maximum luminous intensity
		siteco

C-planes	220° 320°	225° 315°	230° 310°	235° 305°	240° 300°	245° 295°	250° 290°	255° 285°	260° 280°	265° 275°	270°	Phi-zone	Total Phi-zone
γ	Luminous intensity in cd/klm											Luminous flux in lm/klm	
0,0°	242.2	242.2	242.2	242.2	242.2	242.2	242.2	242.2	242.2	242.2	242.2	0.4	0.4
2,5°	228.8	228.3	228.5	228.0	228.0	228.7	228.7	231.0	230.4	231.6	230.0	2.9	3.2
5,0°	224.8	225.1	221.3	223.3	220.3	219.6	217.9	216.2	216.4	215.3	218.6	5.5	8.7
7,5°	220.9	217.1	216.6	214.6	211.5	209.0	207.0	206.4	212.3	211.0	212.9	8.2	16.9
10,0°	212.8	212.3	211.5	209.7	207.2	204.3	201.1	201.2	202.8	204.7	205.0	10.9	27.9
12,5°	217.1	216.0	210.6	208.5	204.9	207.1	208.1	204.9	204.6	202.9	203.9	13.9	41.8
15,0°	211.1	211.6	209.7	208.3	208.4	199.1	197.1	199.6	201.2	197.7	197.5	16.9	58.7
17,5°	211.3	207.4	206.9	203.8	201.8	202.0	195.0	187.2	191.9	191.4	187.7	19.7	78.4
20,0°	213.6	205.7	202.9	195.4	190.5	187.5	184.4	179.4	172.2	171.5	176.2	22.5	100.9
22,5°	212.9	210.7	194.4	186.3	177.3	171.4	168.7	164.9	160.5	160.6	159.6	25.0	125.9
25,0°	207.0	196.3	186.3	173.2	173.2	166.6	162.4	151.7	148.3	140.9	134.3	27.8	153.7
27,5°	205.7	183.9	171.4	164.0	160.4	151.4	145.5	135.8	126.3	118.7	117.1	30.1	183.8
30,0°	186.6	174.1	167.0	162.4	148.6	139.7	122.7	116.4	109.9	107.3	105.9	32.6	216.3
32,5°	175.3	165.5	162.0	143.4	132.8	123.0	112.7	104.0	100.1	96.4	92.3	35.0	251.3
35,0°	168.9	162.9	151.7	132.5	123.6	110.4	102.5	95.4	88.8	88.3	86.2	37.5	288.8
37,5°	154.1	150.9	143.5	124.9	111.8	100.4	94.1	85.8	82.5	77.7	79.4	40.1	328.9
40,0°	146.7	143.1	129.9	114.4	102.6	93.9	81.3	76.5	72.4	72.8	70.8	42.4	371.3
42,5°	142.1	129.9	121.4	103.1	90.1	80.9	72.5	69.7	70.3	66.8	63.1	44.2	415.5
45,0°	124.3	119.9	105.6	93.4	78.6	73.7	68.4	68.6	64.0	63.1	64.5	46.2	461.7
47,5°	112.2	105.5	95.1	80.2	69.5	67.1	63.7	61.0	61.9	62.9	58.3	47.7	509.4
50,0°	97.1	86.2	81.0	69.9	65.2	62.2	59.9	57.5	58.2	56.9	55.7	48.2	557.6
52,5°	81.4	76.9	71.9	64.5	61.2	57.0	55.7	54.0	52.9	51.0	53.4	48.5	606.2
55,0°	72.4	66.4	64.2	58.5	55.6	52.3	52.1	49.6	48.4	46.8	46.3	47.9	654.0
57,5°	63.8	60.2	56.0	51.2	50.2	51.5	48.3	47.3	44.5	43.7	41.9	46.4	700.4
60,0°	52.9	50.5	50.6	46.0	48.1	46.5	47.5	42.4	40.8	41.6	38.9	44.7	745.2
62,5°	49.0	44.0	43.6	43.5	43.0	44.9	42.5	41.4	36.9	37.8	35.1	43.7	788.8
65,0°	46.0	41.2	39.4	40.3	38.3	37.3	38.4	37.2	34.9	32.2	31.0	43.4	832.2
67,5°	36.6	34.3	35.2	34.3	34.4	34.1	34.2	31.5	29.4	25.2	25.2	42.6	874.8
70,0°	32.1	30.4	31.6	29.6	27.9	26.0	25.2	21.7	19.5	17.0	15.7	39.8	914.6
72,5°	26.7	27.4	25.8	25.7	21.0	20.1	16.5	13.8	12.3	12.4	11.0	35.2	949.9
75,0°	21.8	21.8	21.8	20.0	15.4	14.0	12.0	9.0	7.9	7.7	7.0	27.3	977.2
77,5°	15.9	14.8	13.6	12.0	9.9	8.9	7.1	5.2	3.1	2.1	2.4	15.0	992.2
80,0°	7.8	7.4	6.6	6.1	5.8	5.3	3.8	2.4	1.3	0.7	1.0	5.8	998.0
82,5°	3.2	2.6	2.4	3.5	2.9	2.3	1.6	0.9	0.4	0.3	0.2	1.7	999.6
85,0°	0.8	0.6	0.6	0.5	0.4	0.4	0.3	0.2	0.1	0.0	0.1	0.3	999.9
87,5°	0.1	0.1	0.1	0.0	0.0	0.0	0.0	0.0	0.0	0.0	0.0	0.1	1000.0
90,0°	0.0	0.0	0.0	0.0	0.0	0.0	0.0	0.0	0.0	0.0	0.0	0.0	1000.0

Photometric test report

Family DL® 50 mini LED	Order number: 5XA248D21F08FE EAN: 4058352802717	LP number 59076_1161
----------------------------------	--	--------------------------------

Dimming levels table	environmental temperature: 25°C	siteco
-----------------------------	---------------------------------	---------------

Luminous flux %	Dimming level linear	Dimming level logarithmic	Luminous flux [lm]	Power consumption [W]	Power consumption [W]	Power consumption [W]
				start of lifetime	end of lifetime	average
100	254	254	2580	18.9	19.4	19.2
95	241	252	2448	17.9	18.3	18.1
90	229	250	2326	17.0	17.4	17.2
85	216	248	2194	16.0	16.4	16.2
80	203	246	2062	15.0	15.4	15.2
75	190	243	1930	14.0	14.4	14.2
70	178	241	1808	13.1	13.4	13.2
65	165	238	1676	12.2	12.5	12.4
60	152	235	1544	11.3	11.5	11.4
55	140	232	1422	10.4	10.7	10.6
50	127	229	1290	9.5	9.7	9.6
45	114	225	1158	8.6	8.8	8.7
40	102	221	1036	7.8	8.0	7.9
35	89	216	904	6.9	7.1	7.0
30	76	210	772	6.1	6.3	6.2
25	63	203	640	5.3	5.4	5.4
20	51	195	518	4.6	4.7	4.6
18	45	191	457	4.2	4.3	4.2