



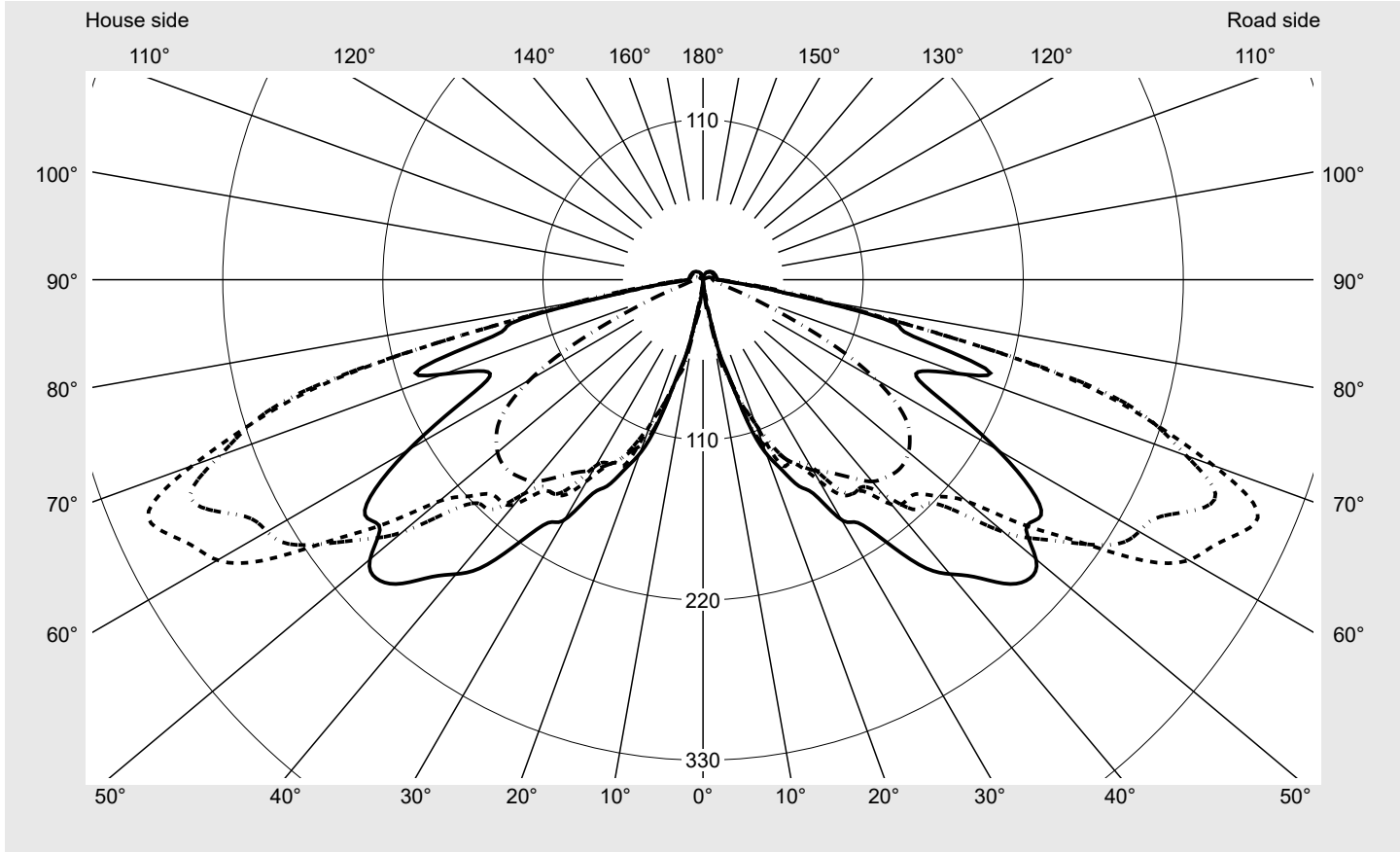
Photometric test report

Family CITY-LIGHT 260 LED	Order number: 5XA5295OF14H EAN: 4058352835777	LP number 57137_53
	Version post-top- or mounting to wall arm Optic symmetric, wide distribution (PL1.2s) Cover cover transparent, PMMA Lamps LED 2700 K CRI ≥ 70 Controlgear ECG SITECO iQ Rated values Net luminous flux = 2970 lm Power consumption = 21.8 W Luminous efficacy = 136.2 lm/W	serial documentation 24.02.2023





Luminous intensity in cd/klm C180-0 C205-25 C210-30 C270-90 **Imax: 412 cd/klm**



Luminaire output ratios

Eta	100.0%
Eta 0° - 90°	95.7%
Eta 90° - 180°	4.3%

Luminous intensity class acc. to EN13201-2

Class:	G3
Imax 70°	373.5
Imax 80°	89.1
Imax 90°	10.5
Imax >90°	9.8
Imax >95°	9.4

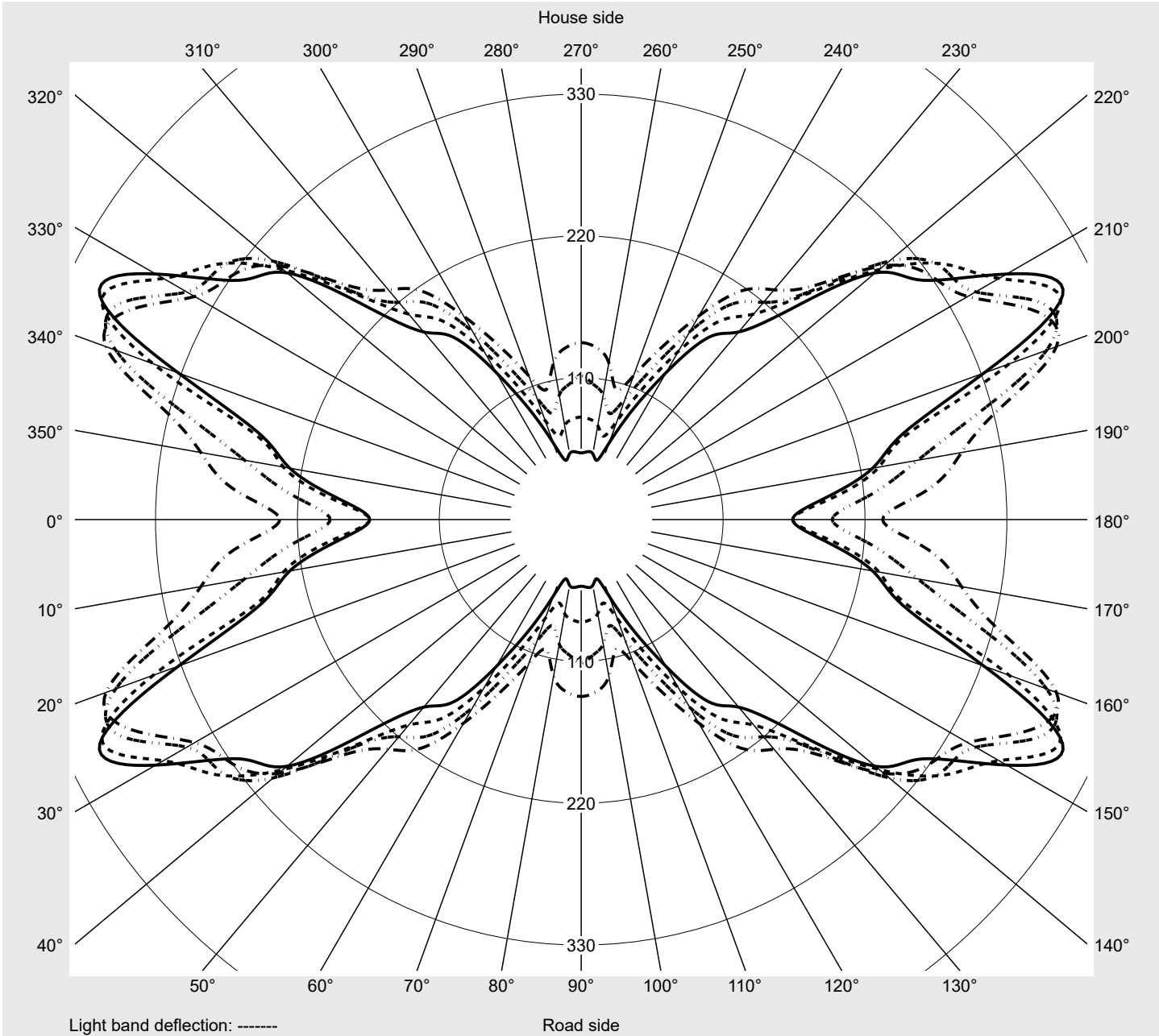
Measurement conditions

DIN EN 13032 and DIN 5032

Photometric test report

Family CITY-LIGHT 260 LED	Order number: 5XA5295OF14H EAN: 4058352835777	LP number 57137_53
--	--	-------------------------------------

Envelope curve in cd/klm **KMK 67.5°** **KMK 65°** **KMK 62.5°** **KMK 60°** **siteco**



Photometric test report

Family CITY-LIGHT 260 LED	Order number: 5XA5295OF14H EAN: 4058352835777	LP number 57137_53
-------------------------------------	--	------------------------------



Table of values for luminous intensities Maximum luminous intensity


C-planes	0° 180°	5°	10°	15°	20°	25°	30°	35°	40°	45°
		175° 185° 355°	170° 190° 350°	165° 195° 345°	160° 200° 340°	155° 205° 335°	150° 210° 330°	145° 215° 325°	140° 220° 320°	135° 225° 315°
Luminous intensity in cd/klm										
γ										
0,0°	1.8	1.8	1.8	1.8	1.8	1.8	1.8	1.8	1.8	1.8
2,5°	1.6	1.6	1.6	1.6	1.6	1.7	1.8	2.0	2.0	2.1
5,0°	3.7	3.8	3.8	3.8	4.1	4.3	4.6	4.6	4.9	5.4
7,5°	16.8	15.1	13.9	11.7	9.6	8.2	7.6	7.4	8.1	9.4
10,0°	23.9	24.6	25.0	26.2	25.1	22.6	19.7	20.0	23.0	26.6
12,5°	50.9	46.4	46.8	46.8	45.2	51.7	51.5	51.2	46.5	43.4
15,0°	68.7	57.0	68.0	68.3	70.4	71.1	70.4	68.1	67.6	67.4
17,5°	103.4	89.4	90.2	84.7	88.1	91.2	89.2	85.9	84.8	81.8
20,0°	127.2	117.4	119.9	117.7	113.5	105.4	105.6	95.7	95.2	96.9
22,5°	141.3	136.0	150.3	147.3	146.5	135.8	122.7	113.2	102.2	96.5
25,0°	156.6	147.9	140.6	138.4	146.5	139.2	136.6	129.2	113.2	106.9
27,5°	166.6	162.5	158.9	150.9	151.3	144.5	141.9	138.6	133.6	123.1
30,0°	190.5	184.5	179.4	169.2	172.1	159.4	147.6	141.4	137.7	141.0
32,5°	197.9	193.0	189.2	185.3	185.1	174.9	168.4	155.2	154.8	162.3
35,0°	220.4	217.7	205.2	189.8	187.3	179.2	179.5	179.0	182.2	179.3
37,5°	248.6	242.9	228.2	209.5	205.1	183.8	179.4	194.0	205.2	200.4
40,0°	263.9	250.5	234.3	220.2	225.7	201.5	192.3	200.7	217.6	221.1
42,5°	277.0	267.0	248.5	232.8	229.2	206.2	214.1	223.1	224.0	232.8
45,0°	295.4	289.6	274.7	249.2	237.9	208.0	217.4	239.7	248.7	241.1
47,5°	304.0	302.2	305.5	281.0	254.1	220.4	234.6	252.3	261.5	253.8
50,0°	298.7	307.9	335.2	300.9	274.5	236.7	269.9	276.2	266.7	258.0
52,5°	279.9	302.2	335.4	316.4	297.8	275.5	292.8	299.1	275.0	256.2
55,0°	283.2	302.1	319.1	330.8	330.3	312.6	316.0	310.5	288.1	258.2
57,5°	266.8	303.4	320.4	340.8	367.5	359.1	337.7	318.1	295.3	260.4
60,0°	233.7	270.4	299.4	337.1	392.0	385.3	346.0	330.2	306.2	257.1
62,5°	194.6	226.1	265.0	318.5	384.0	395.6	353.1	341.2	311.8	249.9
65,0°	164.0	196.1	234.4	265.0	353.1	409.4	374.0	345.1	301.7	247.4
67,5°	164.0	189.4	229.4	258.6	332.2	411.8	380.9	323.5	297.7	231.9
70,0°	189.5	207.3	242.0	265.8	314.2	373.5	353.4	301.5	260.7	208.3
72,5°	204.2	210.6	228.2	252.8	298.5	321.8	323.2	267.8	206.7	169.0
75,0°	148.2	177.3	192.0	214.9	251.7	257.6	264.8	195.8	143.4	122.3
77,5°	132.1	130.1	130.1	148.4	153.1	151.3	149.4	113.1	93.2	84.3
80,0°	72.0	68.2	71.8	89.1	73.6	74.9	87.1	77.3	64.4	47.0
82,5°	40.5	38.6	39.9	53.4	37.6	36.6	48.0	55.0	42.9	30.8
85,0°	19.2	19.3	20.1	23.3	19.7	21.5	27.4	30.1	19.7	15.9
87,5°	13.7	13.8	14.1	14.8	14.4	15.3	16.4	14.8	13.6	11.4
90,0°	10.4	10.5	10.2	10.1	9.9	10.0	9.6	9.1	8.8	8.6
92,5°	9.8	9.7	9.6	9.4	9.3	9.2	9.0	8.9	8.6	8.5
95,0°	9.4	9.5	9.3	9.1	9.1	9.0	8.8	8.6	8.4	8.2
97,5°	9.4	9.4	9.2	9.0	8.9	8.8	8.6	8.6	8.4	8.2
100,0°	9.4	9.3	9.2	9.0	8.9	8.8	8.6	8.5	8.3	8.2
102,5°	9.4	9.2	9.0	8.9	8.8	8.6	8.6	8.4	8.2	8.2
105,0°	9.2	9.1	9.0	8.9	8.7	8.6	8.5	8.3	8.2	8.1
107,5°	9.2	9.1	8.9	8.7	8.6	8.6	8.4	8.2	8.1	8.0
110,0°	9.2	9.0	8.8	8.6	8.5	8.4	8.3	8.2	8.1	7.9

Photometric test report

Family CITY-LIGHT 260 LED	Order number: 5XA5295OF14H EAN: 4058352835777	LP number 57137_53
Table of values for luminous intensities		Maximum luminous intensity
		siteco

C-planes	50°	55°	60°	65°	70°	75°	80°	85°	90°	Phi-zone	Total Phi-zone
	130°	125°	120°	115°	110°	105°	100°	95°			
	230°	235°	240°	245°	250°	255°	260°	265°	270°		
	310°	305°	300°	295°	290°	285°	280°	275°			
γ	Luminous intensity in cd/klm									Luminous flux in lm/klm	
0,0°	1.8	1.8	1.8	1.8	1.8	1.8	1.8	1.8	1.8	0.0	0.0
2,5°	2.2	2.4	2.4	2.4	2.4	2.4	2.2	2.2	2.2	0.0	0.0
5,0°	5.9	6.4	7.0	7.3	7.6	7.9	7.9	8.0	8.0	0.1	0.2
7,5°	11.1	14.3	16.0	17.1	18.7	20.0	21.3	22.5	23.3	0.5	0.7
10,0°	28.9	30.3	31.6	31.0	30.2	30.0	29.7	30.8	32.5	1.3	1.9
12,5°	39.6	39.8	40.3	42.8	46.8	49.4	52.6	56.1	61.1	2.8	4.8
15,0°	71.5	66.2	62.2	60.8	62.0	67.4	71.6	70.9	71.4	4.8	9.5
17,5°	80.6	76.6	76.9	77.3	79.6	87.1	95.1	99.3	101.0	7.1	16.7
20,0°	97.3	95.2	94.8	91.6	90.6	95.2	109.4	116.2	119.6	9.8	26.5
22,5°	99.5	104.4	108.7	104.5	107.4	107.7	120.2	125.9	127.0	12.6	39.1
25,0°	107.3	113.5	118.9	119.0	119.3	119.3	126.0	133.0	136.6	14.8	53.9
27,5°	116.3	118.7	129.9	133.8	133.4	132.9	133.8	141.1	143.7	17.6	71.5
30,0°	138.7	138.7	144.1	148.1	143.9	139.8	141.2	150.0	151.1	20.9	92.4
32,5°	164.6	159.2	155.0	158.5	154.9	147.1	151.4	155.7	156.4	24.5	116.9
35,0°	183.9	186.0	175.6	173.1	166.3	153.6	156.6	162.2	163.6	28.4	145.2
37,5°	197.9	208.0	199.9	187.1	175.3	159.0	166.6	170.8	172.3	32.7	177.9
40,0°	210.6	215.3	213.2	196.7	180.5	165.0	173.3	179.7	180.9	36.4	214.3
42,5°	228.6	221.5	220.8	206.1	182.0	165.7	178.0	183.2	184.6	40.1	254.4
45,0°	239.8	231.5	223.5	212.2	181.2	167.6	179.1	186.0	187.1	43.8	298.2
47,5°	246.6	239.6	225.6	210.3	180.1	165.8	180.9	186.0	187.1	47.7	345.9
50,0°	251.4	241.0	222.6	204.2	173.4	161.7	176.6	183.6	184.4	51.1	397.0
52,5°	252.2	243.5	219.6	193.1	165.2	152.8	171.5	177.8	179.1	53.8	450.8
55,0°	250.7	241.7	212.5	180.1	151.8	141.4	160.0	168.9	171.3	56.2	507.0
57,5°	245.9	234.6	201.8	163.7	135.9	125.1	145.5	153.7	157.2	58.1	565.1
60,0°	232.6	216.5	182.3	147.1	118.6	104.4	123.4	134.0	137.2	57.6	622.7
62,5°	219.9	204.1	168.2	128.3	100.2	85.2	98.0	105.5	111.2	55.5	678.2
65,0°	208.0	188.3	150.5	111.3	81.7	67.0	74.0	78.1	79.5	52.5	730.7
67,5°	189.9	172.7	131.6	93.3	63.1	47.6	51.8	52.7	51.7	50.2	780.9
70,0°	172.3	152.3	112.4	79.0	50.4	30.4	32.4	32.7	33.5	47.2	828.1
72,5°	141.8	125.5	95.2	61.0	41.5	23.0	21.1	20.3	21.3	42.4	870.5
75,0°	117.2	109.1	80.4	45.6	26.3	18.8	15.8	14.5	14.7	34.3	904.8
77,5°	87.0	87.7	64.9	31.9	17.0	13.4	12.7	11.4	11.7	23.1	927.9
80,0°	40.3	41.8	30.0	15.4	12.5	10.5	10.4	9.7	9.8	13.0	940.8
82,5°	21.0	16.2	13.5	11.4	10.3	9.3	8.6	8.4	8.2	7.6	948.5
85,0°	11.3	10.6	10.0	9.5	8.8	8.2	8.0	7.7	7.4	4.3	952.8
87,5°	9.6	9.1	8.7	8.3	7.8	7.6	7.5	7.2	7.2	3.1	955.9
90,0°	8.3	8.1	7.8	7.7	7.4	7.2	7.1	6.7	6.7	2.4	958.3
92,5°	8.2	7.9	7.7	7.5	7.4	7.1	7.0	6.6	6.5	2.3	960.5
95,0°	8.1	7.8	7.7	7.4	7.2	7.1	6.7	6.5	6.7	2.2	962.8
97,5°	8.0	7.7	7.5	7.4	7.3	7.1	6.8	6.6	6.3	2.2	965.0
100,0°	8.0	7.8	7.5	7.4	7.3	7.1	6.7	6.5	6.5	2.2	967.1
102,5°	8.0	7.6	7.5	7.4	7.2	7.0	6.7	6.5	6.3	2.1	969.3
105,0°	7.8	7.6	7.4	7.4	7.1	7.0	6.7	6.3	5.5	2.1	971.3
107,5°	7.8	7.5	7.4	7.3	7.1	7.0	6.7	6.2	5.1	2.0	973.4
110,0°	7.7	7.5	7.4	7.3	7.0	6.8	6.6	6.0	4.7	2.0	975.4

Photometric test report

Family CITY-LIGHT 260 LED	Order number: 5XA5295OF14H EAN: 4058352835777	LP number 57137_53
Table of values for luminous intensities		
Maximum luminous intensity		

C-planes	0° 180°	5°	10°	15°	20°	25°	30°	35°	40°	45°
		175° 185° 355°	170° 190° 350°	165° 195° 345°	160° 200° 340°	155° 205° 335°	150° 210° 330°	145° 215° 325°	140° 220° 320°	135° 225° 315°
γ		Luminous intensity in cd/klm								
112,5°	9.0	8.7	8.6	8.5	8.5	8.4	8.1	8.1	8.0	7.8
115,0°	8.8	8.7	8.6	8.5	8.5	8.2	8.1	8.0	8.0	7.8
117,5°	8.8	8.7	8.6	8.5	8.3	8.2	8.1	7.9	7.9	7.7
120,0°	8.8	8.7	8.6	8.3	8.3	8.1	8.0	7.9	7.8	7.7
122,5°	8.6	8.6	8.4	8.2	8.2	8.1	7.9	7.8	7.8	7.7
125,0°	8.6	8.3	8.2	8.2	8.1	8.0	7.8	7.7	7.7	7.7
127,5°	8.2	8.3	8.2	8.0	8.0	7.8	7.7	7.6	7.6	7.4
130,0°	8.2	8.0	8.0	7.8	7.7	7.7	7.5	7.4	7.4	7.3
132,5°	8.0	7.9	7.8	7.8	7.7	7.6	7.4	7.3	7.3	7.3
135,0°	7.8	7.8	7.7	7.6	7.5	7.4	7.3	7.2	7.1	7.0
137,5°	7.6	7.5	7.5	7.4	7.3	7.2	7.1	7.0	7.0	6.8
140,0°	7.4	7.1	7.1	7.0	6.8	7.0	6.7	6.7	6.6	6.5
142,5°	7.0	7.0	6.8	6.7	6.7	6.6	6.5	6.5	6.5	6.4
145,0°	6.5	6.5	6.5	6.4	6.4	6.5	6.3	6.3	6.2	6.1
147,5°	6.3	6.2	6.3	6.2	6.1	6.1	6.0	6.0	6.0	5.9
150,0°	6.1	6.1	6.0	5.9	5.8	5.8	5.8	5.8	5.7	5.7
165,0°	3.3	3.3	3.3	3.4	3.3	3.3	3.3	3.3	3.3	3.3
180,0°	0.0	0.0	0.0	0.0	0.0	0.0	0.0	0.0	0.0	0.0

C-planes	50°	55°	60°	65°	70°	75°	80°	85°	90° 270°	Phi-zone	Total Phi-zone
	130° 230° 310°	125° 235° 305°	120° 240° 300°	115° 245° 295°	110° 250° 290°	105° 255° 285°	100° 260° 280°	95° 265° 275°			
γ		Luminous intensity in cd/klm								Luminous flux in lm/klm	
112,5°	7.7	7.5	7.4	7.1	7.0	6.6	6.5	5.8	4.3	1.9	977.3
115,0°	7.7	7.4	7.4	7.1	7.0	6.6	6.5	5.2	3.1	1.9	979.2
117,5°	7.6	7.4	7.2	7.0	6.8	6.6	6.5	4.7	2.2	1.8	981.0
120,0°	7.5	7.4	7.3	7.0	6.7	6.6	6.5	4.3	2.2	1.7	982.7
122,5°	7.4	7.3	7.1	7.0	6.7	6.5	6.4	3.9	2.2	1.7	984.4
125,0°	7.4	7.1	7.0	6.8	6.5	6.5	6.2	3.7	2.2	1.6	986.0
127,5°	7.3	7.1	7.0	6.6	6.5	6.4	5.9	3.6	2.2	1.5	987.5
130,0°	7.1	7.0	6.7	6.6	6.5	6.2	5.5	3.4	2.2	1.4	988.9
132,5°	7.0	7.0	6.6	6.5	6.5	6.1	5.2	3.4	2.2	1.4	990.3
135,0°	6.8	6.6	6.5	6.4	6.1	6.1	4.8	3.2	2.2	1.3	991.6
137,5°	6.6	6.5	6.4	6.2	6.1	5.7	4.5	3.1	2.2	1.2	992.7
140,0°	6.5	6.2	6.1	6.0	5.7	5.4	4.2	3.0	2.2	1.1	993.8
142,5°	6.2	6.1	5.9	5.7	5.7	5.0	4.0	3.0	2.2	1.0	994.8
145,0°	6.1	5.9	5.7	5.7	5.6	4.7	3.7	2.9	2.2	0.9	995.7
147,5°	5.7	5.7	5.6	5.5	5.2	4.3	3.7	2.9	2.0	0.8	996.5
150,0°	5.7	5.4	5.4	5.3	4.8	4.0	3.6	2.8	2.2	2.3	998.7
165,0°	3.3	2.9	2.9	2.6	2.5	2.1	2.0	1.9	1.8	1.2	1000.0
180,0°	0.0	0.0	0.0	0.0	0.0	0.0	0.0	0.0	0.0	0.0	1000.0

Photometric test report

Family CITY-LIGHT 260 LED	Order number: 5XA5295OF14H EAN: 4058352835777	LP number 57137_53
-------------------------------------	--	------------------------------

Dimming levels table	environmental temperature: 25°C	siteco
-----------------------------	---------------------------------	---------------

Luminous flux %	Dimming level linear	Dimming level logarithmic	Luminous flux [lm]	Power consumption [W] start of lifetime	Power consumption [W] end of lifetime	Power consumption [W] average
100	254	254	2970	21.8	23.2	22.5
95	241	252	2818	20.6	21.9	21.2
90	229	250	2678	19.4	20.7	20.0
85	216	248	2526	18.3	19.4	18.8
80	203	246	2374	17.1	18.2	17.6
75	190	243	2222	15.9	16.9	16.4
70	178	241	2081	14.9	15.8	15.4
65	165	238	1929	13.8	14.7	14.2
60	152	235	1777	12.7	13.5	13.1
55	140	232	1637	11.7	12.4	12.0
50	127	229	1485	10.7	11.3	11.0
45	114	225	1333	9.6	10.1	9.8
40	102	221	1193	8.7	9.2	9.0
35	89	216	1041	7.7	8.1	7.9
30	76	210	889	6.8	7.1	7.0
25	63	203	737	5.8	6.1	5.9
20	51	195	596	5.0	5.2	5.1
15	39	185	456	4.0	4.3	4.2