
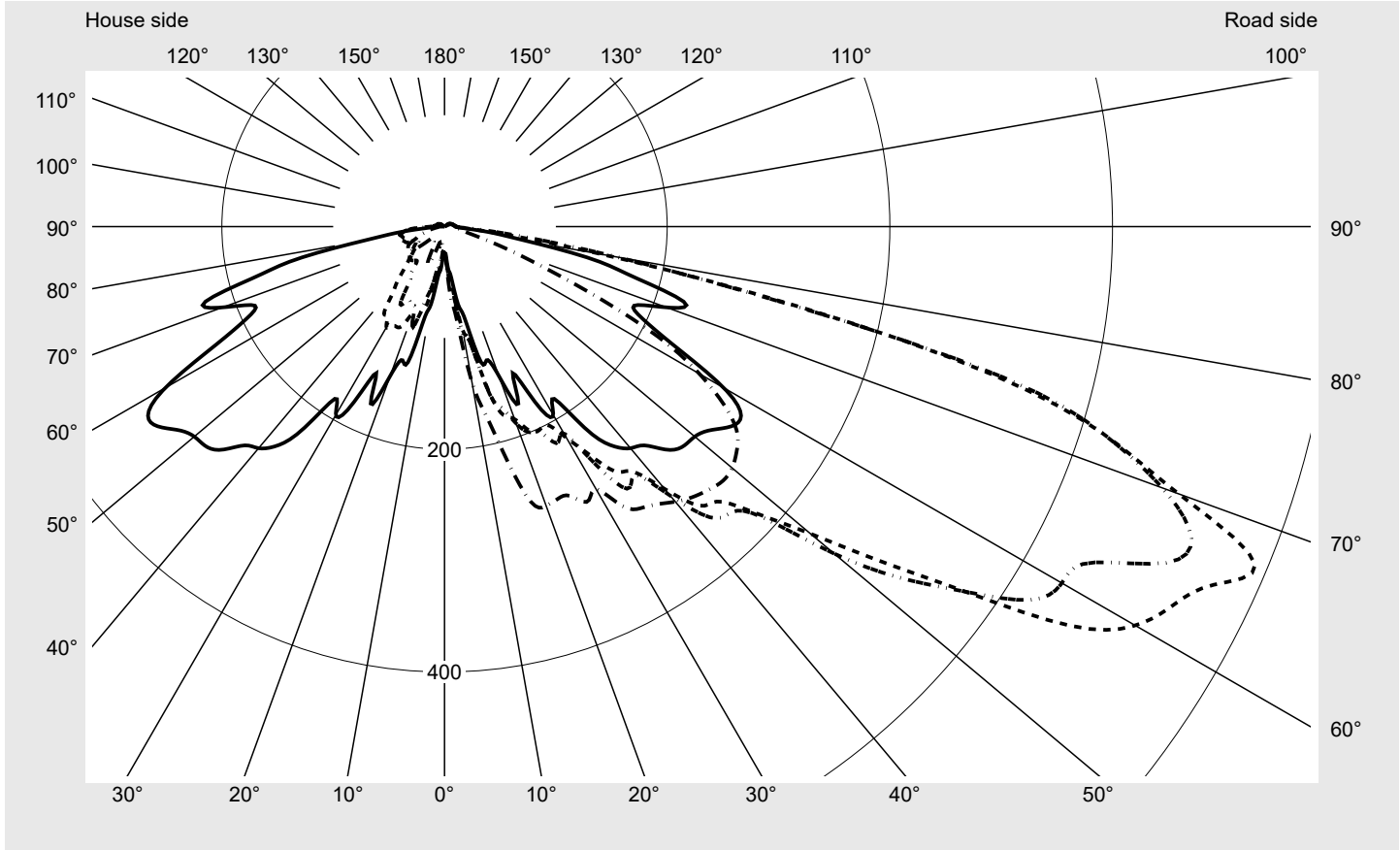


Photometric test report

Family MUSHROOM LUMINAIRE LED	Order number: 5XA5233ES14H000032 EAN: 4058352564714	LP number 57119_13
	Version post-top- or mounting to wall arm, Smart Interface up Optic asymmetric, wide distribution (ST1.2a) Cover cover transparent, PMMA Lamps LED 3000 K CRI ≥ 80 Controlgear EVG-Smart Interface Rated values Net luminous flux = 1550 lm Power consumption = 14.2 W Luminous efficacy = 109.2 lm/W	serial documentation 22.07.2021



Luminous intensity in cd/klm C180-0 C205-25 C210-30 C270-90 **Imax: 787 cd/klm**



Luminaire output ratios	
Eta	100.0%
Eta 0° - 90°	97.5%
Eta 90° - 180°	2.5%

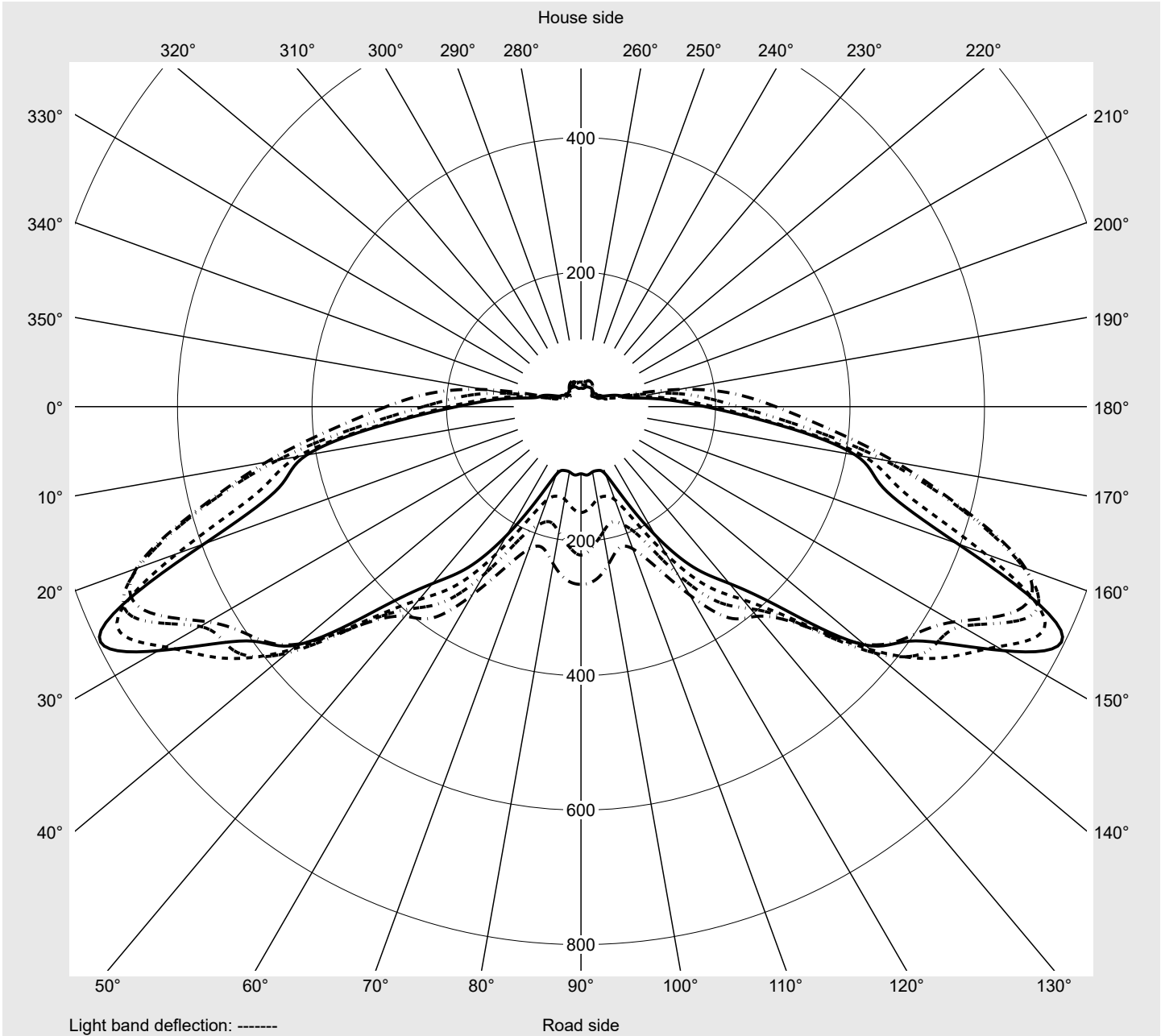
Luminous intensity class acc. to EN13201-2	
Class:	G1
Imax 70°	701.7
Imax 80°	157.7
Imax 90°	12.5
Imax >90°	10.9
Imax >95°	8.6

Measurement conditions
DIN EN 13032 and DIN 5032

Photometric test report

Family MUSHROOM LUMINAIRE LED	Order number: 5XA5233ES14H000032 EAN: 4058352564714	LP number 57119_13
--	--	-------------------------------------

Envelope curve in cd/klm **KMK 67.5°** **KMK 65°** **KMK 62.5°** **KMK 60°** **siteco**



Photometric test report

Family MUSHROOM LUMINAIRE LED	Order number: 5XA5233ES14H000032 EAN: 4058352564714	LP number 57119_13
Table of values for luminous intensities		Maximum luminous intensity
		siteco

C-planes	0° 180°	5° 175°	10° 170°	15° 165°	20° 160°	25° 155°	30° 150°	35° 145°	40° 140°	45° 135°	50° 130°	55° 125°	60° 120°
γ	Luminous intensity in cd/klm												
0,0°	26.5	26.5	26.5	26.5	26.5	26.5	26.5	26.5	26.5	26.5	26.5	26.5	26.5
2,5°	24.6	25.6	26.9	28.5	30.1	30.7	31.0	31.4	31.7	31.4	31.7	31.7	31.7
5,0°	38.4	42.6	46.1	47.7	45.8	46.7	45.1	42.2	40.6	41.3	44.2	48.6	52.2
7,5°	46.1	49.9	54.7	54.1	54.1	56.6	60.8	65.6	71.7	74.6	81.0	79.0	81.3
10,0°	71.7	77.8	78.1	77.1	86.7	95.0	100.2	101.4	99.2	100.8	106.6	109.8	120.0
12,5°	85.4	86.1	86.7	98.2	103.0	105.3	106.6	113.3	119.4	127.0	137.3	148.1	156.8
15,0°	125.4	118.4	115.2	123.8	133.1	152.9	154.5	176.0	184.6	195.8	182.7	183.0	184.9
17,5°	125.8	139.8	149.4	152.3	166.7	177.9	170.9	173.4	185.6	183.3	195.8	196.8	210.5
20,0°	142.7	159.7	165.1	178.9	190.4	184.0	188.1	192.0	183.3	185.9	202.5	206.1	218.2
22,5°	172.8	179.8	183.7	190.1	196.8	198.1	200.0	215.3	199.3	193.9	205.1	222.7	236.5
25,0°	145.3	165.4	180.5	186.9	196.5	201.6	203.5	211.8	200.6	200.0	206.4	222.4	236.8
27,5°	180.8	189.1	186.5	203.8	206.1	200.9	219.2	243.8	240.9	232.9	226.2	230.7	253.1
30,0°	195.2	206.7	220.1	227.8	222.7	219.2	214.4	224.0	242.5	260.1	259.2	255.7	264.6
32,5°	183.3	188.8	213.1	220.8	228.5	243.5	254.4	262.1	270.7	294.7	303.7	297.6	295.3
35,0°	222.7	231.7	251.8	256.0	250.5	268.8	287.3	291.5	290.2	302.7	325.7	329.3	316.5
37,5°	248.3	258.9	274.2	280.9	276.5	277.1	281.3	308.1	327.7	328.9	338.9	358.4	352.0
40,0°	259.8	258.9	273.9	279.3	306.9	307.5	315.5	325.7	351.3	369.6	365.1	371.8	376.0
42,5°	266.5	270.4	277.1	290.5	315.8	340.1	354.5	365.7	364.5	389.7	394.2	384.0	390.7
45,0°	283.5	286.1	309.4	327.0	343.0	349.1	363.5	400.3	405.1	402.5	415.0	400.6	393.9
47,5°	291.5	298.9	354.9	371.5	384.3	382.1	385.6	420.4	442.5	430.0	426.2	418.5	399.7
50,0°	293.4	310.7	415.3	416.9	443.5	429.1	456.9	466.8	457.6	436.8	437.1	417.2	391.3
52,5°	300.5	324.5	411.2	444.8	491.2	493.7	519.3	525.7	472.0	444.1	443.5	425.6	387.8
55,0°	313.3	347.8	415.6	479.0	558.7	572.1	571.8	554.8	502.0	448.3	437.1	422.0	373.7
57,5°	315.8	374.4	448.9	541.4	647.0	667.5	624.0	576.0	526.4	458.2	427.2	411.8	355.8
60,0°	289.6	368.0	475.2	589.1	703.6	716.4	640.3	596.1	549.4	456.9	407.0	383.3	323.5
62,5°	234.5	327.7	457.9	583.3	700.7	737.2	653.7	631.3	569.9	454.0	392.3	353.9	288.0
65,0°	196.8	294.1	427.8	499.8	639.3	761.5	714.5	651.8	561.9	448.0	374.7	324.8	254.1
67,5°	184.9	288.0	414.4	464.9	596.1	787.5	725.7	607.3	551.3	425.6	343.3	291.5	220.8
70,0°	212.1	310.7	428.1	478.0	559.0	701.7	686.0	571.8	495.3	389.7	309.1	260.1	186.5
72,5°	225.9	333.4	405.7	458.5	540.4	621.7	621.4	506.8	396.1	325.4	257.6	214.1	148.5
75,0°	177.6	289.6	353.3	400.3	487.6	502.7	513.2	375.7	269.7	222.1	206.4	183.3	128.0
77,5°	137.6	205.1	232.0	274.5	312.9	308.5	300.5	217.9	173.4	154.9	165.7	166.4	116.8
80,0°	76.2	87.7	108.2	148.5	150.1	145.3	157.7	139.2	118.4	93.1	79.4	81.0	51.5
82,5°	44.5	49.6	56.0	81.9	69.4	55.7	75.5	90.6	75.8	50.6	33.6	26.9	18.9
85,0°	18.9	20.8	22.4	26.9	24.0	22.7	33.9	35.5	25.0	21.1	14.7	13.8	13.4
87,5°	11.2	11.2	11.5	11.5	11.5	11.8	11.8	12.2	11.5	11.5	11.8	11.8	11.8
90,0°	10.2	10.2	10.2	10.2	10.2	10.9	10.9	10.9	10.9	10.9	11.2	11.2	11.2
92,5°	9.3	9.3	9.6	9.6	9.9	9.9	9.9	10.2	10.2	10.6	10.6	10.6	10.6
95,0°	9.3	9.0	9.0	9.3	9.3	9.3	9.6	9.6	9.6	9.3	9.3	9.0	9.0
97,5°	8.0	8.3	8.6	8.6	8.6	8.6	8.6	8.6	8.6	8.6	8.6	8.6	8.3
100,0°	7.7	8.0	8.0	8.0	8.0	8.0	8.3	8.0	8.0	8.0	8.0	8.0	8.0
102,5°	7.4	7.7	7.7	8.0	8.0	8.0	8.0	8.0	7.7	7.7	8.0	7.7	7.7
105,0°	7.0	7.4	7.4	7.4	7.4	7.7	7.4	7.7	7.7	7.7	7.7	7.7	7.7
107,5°	6.4	7.0	7.0	7.0	7.0	7.0	7.0	7.0	7.0	7.0	7.0	7.0	7.0
110,0°	6.4	6.4	6.4	6.7	6.7	6.7	6.7	6.7	6.7	6.7	7.0	7.0	7.0
112,5°	5.8	5.8	6.4	6.4	6.4	6.4	6.4	6.4	6.4	6.4	6.4	6.4	6.4

Photometric test report

Family MUSHROOM LUMINAIRE LED	Order number: 5XA5233ES14H000032 EAN: 4058352564714	LP number 57119_13
Table of values for luminous intensities		Maximum luminous intensity
siteco		


C-planes	65° 115°	70° 110°	75° 105°	80° 100°	85° 95°	90°	185° 355°	190° 350°	195° 345°	200° 340°	205° 335°	210° 330°	215° 325°
γ	Luminous intensity in cd/klm												
0,0°	26.5	26.5	26.5	26.5	26.5	26.5	26.5	26.5	26.5	26.5	26.5	26.5	26.5
2,5°	31.7	31.7	31.4	31.0	30.4	30.1	24.0	23.4	23.4	23.7	23.7	23.7	23.4
5,0°	55.7	59.8	62.4	64.3	63.7	63.4	36.5	35.5	30.7	28.8	26.9	24.0	24.6
7,5°	79.7	82.2	84.5	87.7	85.4	84.5	44.8	46.1	47.7	46.7	42.2	34.9	29.8
10,0°	123.5	133.8	138.6	142.7	143.7	142.1	62.4	48.6	41.0	38.4	39.7	43.2	46.1
12,5°	169.9	167.7	168.9	169.9	168.9	174.7	93.1	92.5	102.1	92.8	69.8	58.6	42.2
15,0°	193.6	200.0	204.8	215.0	217.9	217.6	106.9	95.4	86.7	75.2	76.8	72.6	65.0
17,5°	216.6	227.8	244.8	251.5	258.2	259.8	121.3	113.3	108.8	96.6	93.1	94.7	82.6
20,0°	221.4	228.8	244.5	258.9	263.7	266.9	135.0	124.8	101.4	106.2	84.2	78.7	65.6
22,5°	242.9	240.6	249.9	259.2	261.1	264.9	144.3	136.0	128.0	103.4	94.4	77.1	60.2
25,0°	241.9	248.6	257.9	266.9	268.5	266.9	138.6	127.0	125.8	116.2	99.8	73.9	58.2
27,5°	264.0	262.1	262.7	269.7	274.2	278.4	160.0	136.0	116.2	111.0	100.5	76.2	56.0
30,0°	281.6	287.3	282.9	279.0	276.8	272.0	182.4	157.7	131.8	114.2	104.3	79.0	46.4
32,5°	307.5	301.7	288.0	288.0	292.5	297.6	168.6	151.7	127.0	112.6	95.4	58.2	35.5
35,0°	315.5	324.5	309.4	303.7	302.4	308.5	206.4	162.5	136.0	119.0	94.7	54.4	33.6
37,5°	338.9	335.3	316.8	309.1	312.0	314.2	218.9	181.7	141.1	121.9	78.1	42.2	36.2
40,0°	349.7	342.1	319.0	317.7	322.5	322.5	229.1	183.3	146.2	120.0	67.8	39.7	35.8
42,5°	365.4	344.3	324.5	325.4	331.2	329.6	248.3	188.8	152.0	114.2	57.0	41.3	37.8
45,0°	377.6	346.9	329.6	331.8	336.9	334.7	279.3	208.9	152.6	102.7	48.3	42.6	38.1
47,5°	379.2	342.7	331.8	334.7	339.5	338.5	284.8	215.3	157.7	85.4	43.2	41.6	37.1
50,0°	368.3	332.1	327.0	332.8	337.3	337.3	282.9	206.4	158.1	66.2	40.6	37.8	33.6
52,5°	349.4	313.6	315.2	323.5	331.5	330.9	288.3	203.5	152.3	50.9	37.1	34.2	30.7
55,0°	323.5	285.7	290.9	304.6	317.7	320.6	292.5	201.9	137.6	41.9	34.2	30.7	28.2
57,5°	288.9	256.9	259.2	273.9	290.9	297.6	279.3	179.5	96.0	42.9	32.0	28.8	25.9
60,0°	262.4	224.9	217.9	237.4	257.9	264.3	225.9	146.9	61.1	41.3	29.8	26.9	25.0
62,5°	218.5	187.5	177.6	189.4	208.3	220.8	176.0	114.6	48.3	36.5	29.4	26.9	25.3
65,0°	185.6	147.5	137.9	139.8	151.0	157.4	136.0	85.8	49.6	40.0	32.6	29.8	26.9
67,5°	150.4	107.2	98.2	98.6	102.1	99.8	124.2	75.2	61.4	49.3	37.1	33.3	29.8
70,0°	123.2	80.6	60.2	60.8	62.7	62.7	140.2	81.9	66.2	47.4	38.4	34.6	33.3
72,5°	95.0	64.0	37.4	35.2	34.2	36.5	133.4	82.2	62.4	43.2	41.0	36.2	34.9
75,0°	70.4	40.3	26.9	23.4	22.1	21.8	83.5	63.7	53.8	41.0	42.9	38.4	37.4
77,5°	54.1	24.3	20.2	18.2	17.3	17.3	71.4	52.2	46.4	42.2	40.0	39.4	39.7
80,0°	26.6	17.0	15.4	14.7	14.7	14.7	50.9	45.1	43.8	41.6	40.0	41.0	41.9
82,5°	14.7	13.1	12.8	12.2	12.2	12.2	34.6	34.6	36.2	35.8	37.8	37.4	40.0
85,0°	12.8	12.2	11.5	10.9	10.9	10.9	17.9	20.8	27.8	33.9	35.5	32.6	36.5
87,5°	11.5	11.5	10.9	10.2	9.9	9.6	11.5	12.2	14.4	19.5	22.4	20.2	25.0
90,0°	11.2	10.9	10.9	10.2	9.6	9.6	9.9	9.9	10.6	12.5	12.5	12.2	11.8
92,5°	10.9	10.9	10.2	9.6	9.3	9.0	8.6	8.3	8.0	7.7	7.4	7.0	6.4
95,0°	9.0	9.0	8.6	8.6	8.6	8.3	8.3	8.0	7.7	7.4	7.0	6.4	6.4
97,5°	8.3	8.3	8.3	8.3	8.3	8.3	8.0	7.7	7.4	7.0	6.4	6.4	5.8
100,0°	8.0	8.0	8.0	8.0	7.7	7.7	7.4	7.4	7.0	6.7	6.4	6.1	5.8
102,5°	7.7	7.7	7.7	7.7	7.7	7.7	7.4	7.0	6.7	6.4	6.4	5.8	5.8
105,0°	7.7	7.7	7.7	7.4	7.7	7.7	7.0	6.4	6.4	6.1	5.8	5.4	5.1
107,5°	7.0	7.0	7.0	7.0	7.0	7.0	6.4	6.4	5.8	5.8	5.8	5.1	5.1
110,0°	7.0	7.0	7.0	7.0	7.0	6.4	6.1	5.8	5.8	5.1	5.1	5.1	4.5
112,5°	6.4	6.4	6.4	6.4	6.4	5.1	5.8	5.8	5.4	5.1	5.1	4.5	4.5

Photometric test report

Family MUSHROOM LUMINAIRE LED	Order number: 5XA5233ES14H000032 EAN: 4058352564714	LP number 57119_13
Table of values for luminous intensities		Maximum luminous intensity
		siteco

C-planes	220° 320°	225° 315°	230° 310°	235° 305°	240° 300°	245° 295°	250° 290°	255° 285°	260° 280°	265° 275°	270°	Phi-zone	Total Phi-zone
γ	Luminous intensity in cd/klm											Luminous flux in lm/klm	
0,0°	26.5	26.5	26.5	26.5	26.5	26.5	26.5	26.5	26.5	26.5	26.5	0.0	0.0
2,5°	23.4	23.7	24.3	25.6	26.2	26.6	26.6	25.6	24.6	24.0	23.7	0.3	0.4
5,0°	24.0	24.6	24.0	23.4	21.4	20.2	18.6	17.9	17.6	17.3	16.6	0.9	1.3
7,5°	28.8	30.4	33.3	32.3	30.1	25.9	22.4	19.8	17.9	16.3	16.0	1.8	3.1
10,0°	41.9	40.0	41.3	38.4	31.7	22.4	17.9	16.6	17.0	15.0	13.4	3.4	6.5
12,5°	35.5	41.6	49.6	44.2	35.8	24.3	18.9	16.6	16.3	16.6	17.9	5.4	11.9
15,0°	56.0	45.8	47.0	38.7	39.4	35.5	27.2	18.6	16.6	15.7	16.0	8.1	20.0
17,5°	74.6	56.3	45.4	42.2	33.6	29.8	30.4	28.8	23.0	18.9	16.0	10.7	30.6
20,0°	54.7	44.8	41.0	39.0	35.8	31.4	30.7	26.9	23.0	25.3	25.6	12.5	43.2
22,5°	44.8	33.6	31.4	30.7	29.4	28.5	28.8	29.4	29.4	31.7	34.6	14.7	57.9
25,0°	40.0	28.2	25.3	25.0	25.3	25.6	29.4	34.6	35.8	37.1	35.8	16.2	74.1
27,5°	36.2	26.9	22.7	22.1	21.1	21.8	23.4	26.6	28.5	27.8	25.6	18.7	92.8
30,0°	32.3	27.2	23.7	21.8	20.5	20.5	20.8	20.2	21.1	20.2	19.8	21.4	114.2
32,5°	31.0	28.2	23.0	21.8	20.2	19.8	19.2	18.6	18.2	17.3	18.6	24.0	138.1
35,0°	29.4	26.2	23.7	21.8	20.2	18.9	18.2	18.2	16.6	16.0	16.6	27.8	165.9
37,5°	31.7	26.9	22.4	21.1	20.2	18.9	18.2	17.6	15.7	15.7	16.0	31.1	197.0
40,0°	31.7	28.5	24.0	21.1	19.2	17.9	17.0	17.0	15.7	15.4	15.4	34.3	231.3
42,5°	33.0	28.2	23.7	21.8	19.8	18.6	17.3	16.6	15.4	14.7	14.7	37.6	269.0
45,0°	33.3	28.2	23.7	21.4	20.5	18.9	17.9	16.6	15.4	14.7	14.7	41.2	310.2
47,5°	32.3	27.8	24.0	23.7	24.0	22.7	20.8	18.6	16.0	14.7	14.7	44.9	355.1
50,0°	30.1	25.9	24.3	27.2	30.1	29.8	28.2	26.6	23.7	22.7	23.0	48.7	403.8
52,5°	27.2	24.6	25.3	30.4	33.9	35.2	35.8	35.5	32.6	33.0	33.3	52.0	455.8
55,0°	25.3	24.3	25.6	31.4	36.5	38.7	40.3	39.4	38.4	40.0	39.7	54.9	510.8
57,5°	24.3	23.7	25.6	31.4	35.8	39.0	41.0	41.3	39.0	39.4	39.0	57.4	568.2
60,0°	22.7	22.4	24.6	30.1	34.9	38.4	40.0	40.0	37.4	38.4	37.8	57.6	625.8
62,5°	23.7	22.4	25.9	29.4	33.9	36.8	38.1	38.4	35.5	36.5	36.5	55.9	681.6
65,0°	25.6	24.3	25.9	28.2	32.0	33.3	33.9	33.9	32.3	32.6	32.6	53.2	734.8
67,5°	29.4	27.8	28.5	29.8	31.0	31.4	31.0	30.4	28.2	27.2	27.5	50.8	785.7
70,0°	34.9	30.7	30.1	30.4	28.8	26.9	26.2	25.6	24.3	24.3	25.0	48.3	833.9
72,5°	35.2	33.6	32.6	32.0	26.9	22.4	21.1	20.8	20.5	20.2	19.8	43.9	877.9
75,0°	36.2	37.8	35.5	33.3	24.6	18.2	17.6	17.0	17.0	16.3	16.0	36.2	914.1
77,5°	38.4	39.4	36.8	31.7	22.7	15.0	14.4	13.8	14.1	13.1	13.4	25.9	940.0
80,0°	40.6	38.7	36.2	31.4	20.5	11.5	11.2	10.6	10.9	10.6	10.2	15.5	955.5
82,5°	41.0	37.1	35.5	25.9	19.2	9.6	9.0	8.3	8.3	8.3	7.7	9.5	965.0
85,0°	36.2	31.4	27.5	18.6	14.1	7.7	7.0	6.7	6.4	6.4	5.8	5.5	970.5
87,5°	26.2	22.7	18.9	12.2	9.3	6.4	5.8	5.8	5.1	5.1	5.1	3.5	974.0
90,0°	10.2	9.0	7.7	6.4	5.4	5.1	4.5	4.5	3.8	3.8	3.8	2.6	976.6
92,5°	6.4	5.8	5.4	5.1	5.1	4.5	4.5	3.8	3.8	3.8	3.8	2.2	978.8
95,0°	5.8	5.8	5.1	4.8	4.5	4.5	3.8	3.8	3.5	3.5	3.2	2.0	980.8
97,5°	5.8	5.1	5.1	4.5	4.5	3.8	3.8	3.8	3.5	3.2	3.2	1.9	982.7
100,0°	5.4	5.1	4.8	4.5	4.5	3.8	3.8	3.5	3.2	3.2	3.2	1.8	984.4
102,5°	5.1	5.1	4.5	4.5	4.2	3.8	3.8	3.2	3.2	3.2	3.2	1.7	986.2
105,0°	5.1	4.5	4.5	4.2	3.8	3.8	3.5	3.2	3.2	3.2	3.2	1.6	987.8
107,5°	4.5	4.5	4.2	3.8	3.8	3.5	3.2	3.2	3.2	3.2	2.6	1.5	989.3
110,0°	4.5	4.2	4.2	3.8	3.5	3.5	3.2	3.2	2.9	2.6	2.6	1.4	990.7
112,5°	4.5	3.8	3.8	3.8	3.5	3.2	3.2	2.9	2.9	2.6	1.9	1.3	992.1

Photometric test report

Family MUSHROOM LUMINAIRE LED	Order number: 5XA5233ES14H000032 EAN: 4058352564714	LP number 57119_13
Table of values for luminous intensities		Maximum luminous intensity
		

C-planes	0° 180°	5° 175°	10° 170°	15° 165°	20° 160°	25° 155°	30° 150°	35° 145°	40° 140°	45° 135°	50° 130°	55° 125°	60° 120°
γ	Luminous intensity in cd/klm												
115,0°	6.0	5.7	5.7	5.8	5.8	5.8	5.9	5.9	5.9	6.3	6.3	6.3	6.3
117,5°	5.2	5.2	5.3	5.4	5.5	5.6	5.6	5.7	5.7	5.8	5.9	5.9	6.0
120,0°	4.9	5.0	5.1	5.1	5.2	5.2	5.3	5.4	5.4	5.5	5.6	5.6	5.7
122,5°	4.5	4.6	4.7	4.8	4.9	4.9	5.0	5.0	5.1	5.2	5.2	5.3	5.4
125,0°	4.1	4.2	4.3	4.3	4.4	4.4	4.5	4.5	4.6	4.7	4.7	4.8	4.9
127,5°	3.5	3.5	3.6	3.6	3.7	3.7	3.7	3.8	3.9	3.9	4.0	4.0	4.1
130,0°	2.7	2.7	2.7	2.8	2.8	2.8	2.8	2.8	2.9	2.9	2.9	3.0	3.0
132,5°	2.0	2.0	2.0	2.0	2.0	2.0	2.0	2.0	2.0	2.0	2.1	2.1	2.1
135,0°	1.9	1.8	1.8	1.8	1.7	1.7	1.7	1.7	1.7	1.7	1.7	1.7	1.7
137,5°	1.6	1.6	1.5	1.5	1.5	1.4	1.4	1.4	1.4	1.4	1.4	1.4	1.4
140,0°	1.3	1.3	1.2	1.2	1.2	1.2	1.2	1.2	1.2	1.2	1.2	1.2	1.2
142,5°	1.2	1.3	1.2	1.1	1.1	1.0	1.0	1.0	1.0	1.0	1.0	0.9	0.9
145,0°	1.0	1.0	1.0	1.2	1.2	1.0	0.9	0.9	0.8	0.8	0.8	0.8	0.7
147,5°	0.9	0.9	0.8	0.8	0.8	0.8	0.8	0.7	0.7	0.7	0.7	0.7	0.7
150,0°	0.0	0.0	0.0	0.0	0.0	0.0	0.0	0.0	0.0	0.0	0.0	0.0	0.0
165,0°	0.0	0.0	0.0	0.0	0.0	0.0	0.0	0.0	0.0	0.0	0.0	0.0	0.0
180,0°	0.0	0.0	0.0	0.0	0.0	0.0	0.0	0.0	0.0	0.0	0.0	0.0	0.0

Photometric test report

Family MUSHROOM LUMINAIRE LED	Order number: 5XA5233ES14H000032 EAN: 4058352564714	LP number 57119_13
		siteco

C-planes	65° 115°	70° 110°	75° 105°	80° 100°	85° 95°	90°	185° 355°	190° 350°	195° 345°	200° 340°	205° 335°	210° 330°	215° 325°
γ	Luminous intensity in cd/klm												
115,0°	6.4	6.4	6.4	6.4	5.4	3.2	5.3	5.2	5.0	4.7	4.5	4.3	4.1
117,5°	6.0	6.0	6.1	6.1	4.8	2.3	5.0	4.8	4.6	4.4	4.3	4.1	3.9
120,0°	5.8	5.8	5.8	5.8	4.3	2.0	4.7	4.6	4.4	4.3	4.1	3.9	3.7
122,5°	5.4	5.5	5.5	5.5	3.6	1.5	4.4	4.3	4.1	4.0	3.8	3.6	3.5
125,0°	4.9	5.0	5.0	5.0	3.2	1.5	4.0	3.8	3.7	3.6	3.5	3.4	3.2
127,5°	4.1	4.1	4.2	4.1	2.6	1.3	3.4	3.3	3.2	3.1	2.9	2.9	2.8
130,0°	3.0	3.1	3.1	2.9	1.9	1.1	2.6	2.6	2.5	2.4	2.3	2.3	2.2
132,5°	2.1	2.1	2.1	2.0	1.3	0.8	2.0	2.0	2.0	2.0	1.9	1.9	1.9
135,0°	1.7	1.7	1.7	1.6	1.1	0.8	1.8	1.8	1.8	1.8	1.8	1.8	1.8
137,5°	1.5	1.5	1.4	1.3	0.9	0.7	1.6	1.6	1.6	1.6	1.6	1.6	1.6
140,0°	1.2	1.2	1.2	1.1	0.7	0.6	1.3	1.3	1.4	1.4	1.4	1.4	1.3
142,5°	0.9	0.9	0.9	0.8	0.6	0.5	1.3	1.2	1.3	1.3	1.3	1.3	1.3
145,0°	0.7	0.7	0.7	0.7	0.5	0.4	1.1	1.1	1.1	1.1	1.2	1.2	1.2
147,5°	0.7	0.6	0.6	0.6	0.5	0.4	0.9	0.9	0.9	0.9	1.0	1.0	1.0
150,0°	0.0	0.0	0.0	0.0	0.0	0.0	0.0	0.0	0.0	0.0	0.0	0.0	0.0
165,0°	0.0	0.0	0.0	0.0	0.0	0.0	0.0	0.0	0.0	0.0	0.0	0.0	0.0
180,0°	0.0	0.0	0.0	0.0	0.0	0.0	0.0	0.0	0.0	0.0	0.0	0.0	0.0

C-planes	220° 320°	225° 315°	230° 310°	235° 305°	240° 300°	245° 295°	250° 290°	255° 285°	260° 280°	265° 275°	270°	Phi-zone	Total Phi-zone
γ	Luminous intensity in cd/klm											Luminous flux in lm/klm	
115,0°	3.9	3.7	3.6	3.4	3.2	3.0	2.8	2.7	2.5	2.1	1.5	1.2	993.3
117,5°	3.7	3.6	3.4	3.2	3.0	2.8	2.7	2.5	2.4	1.9	1.5	1.1	994.4
120,0°	3.6	3.4	3.2	3.1	2.9	2.8	2.6	2.4	2.3	1.8	1.5	1.0	995.4
122,5°	3.4	3.2	3.0	2.9	2.8	2.6	2.5	2.3	2.2	1.7	1.5	0.9	996.3
125,0°	3.1	2.9	2.8	2.7	2.5	2.4	2.2	2.1	2.0	1.7	1.4	0.8	997.2
127,5°	2.7	2.5	2.4	2.3	2.2	2.1	2.0	1.9	1.7	1.5	1.3	0.7	997.8
130,0°	2.1	2.0	2.0	1.9	1.9	1.8	1.7	1.6	1.5	1.3	1.3	0.5	998.4
132,5°	1.8	1.8	1.8	1.7	1.6	1.6	1.5	1.5	1.3	1.2	1.3	0.4	998.7
135,0°	1.7	1.7	1.6	1.6	1.6	1.5	1.5	1.4	1.3	1.2	1.3	0.3	999.0
137,5°	1.6	1.6	1.5	1.5	1.4	1.4	1.3	1.3	1.2	1.2	1.2	0.3	999.3
140,0°	1.3	1.3	1.3	1.2	1.2	1.2	1.1	1.1	1.0	1.0	1.0	0.2	999.5
142,5°	1.3	1.2	1.2	1.2	1.2	1.2	1.1	1.0	1.0	1.0	1.0	0.2	999.7
145,0°	1.2	1.1	1.1	1.2	1.1	1.1	1.1	1.0	1.0	1.0	0.9	0.2	999.9
147,5°	1.0	1.0	1.0	1.0	1.0	1.0	1.0	1.0	1.0	1.0	0.9	0.1	1000.0
150,0°	0.0	0.0	0.0	0.0	0.0	0.0	0.0	0.0	0.0	0.0	0.0	0.0	1000.0
165,0°	0.0	0.0	0.0	0.0	0.0	0.0	0.0	0.0	0.0	0.0	0.0	0.0	1000.0
180,0°	0.0	0.0	0.0	0.0	0.0	0.0	0.0	0.0	0.0	0.0	0.0	0.0	1000.0

Photometric test report

Family MUSHROOM LUMINAIRE LED	Order number: 5XA5233ES14H000032 EAN: 4058352564714	LP number 57119_13
---	--	------------------------------

Dimming levels table	environmental temperature: 25°C	siteco
-----------------------------	---------------------------------	---------------

Luminous flux %	Dimming level linear	Dimming level logarithmic	Luminous flux [lm]	Power consumption [W]	Power consumption [W]	Power consumption [W]
				start of lifetime	end of lifetime	average
100	254	254	1550	14.2	14.6	14.4
95	239	252	1471	13.4	13.8	13.6
90	224	249	1393	12.7	13.1	12.9
85	210	247	1318	12.1	12.4	12.2
80	196	245	1241	11.4	11.7	11.6
75	182	242	1164	10.7	11.0	10.8
70	168	239	1085	10.1	10.2	10.1
65	154	236	1005	9.4	9.6	9.5
60	141	232	930	8.8	8.9	8.9
55	128	229	854	8.2	8.4	8.3
50	115	225	777	7.6	7.7	7.6
45	102	221	699	7.0	7.2	7.1
40	89	216	620	6.2	6.4	6.3
35	76	210	541	5.7	5.9	5.8
30	64	204	466	5.0	5.2	5.1
25	51	195	384	4.4	4.5	4.4
24	49	194	372	4.3	4.4	4.4