

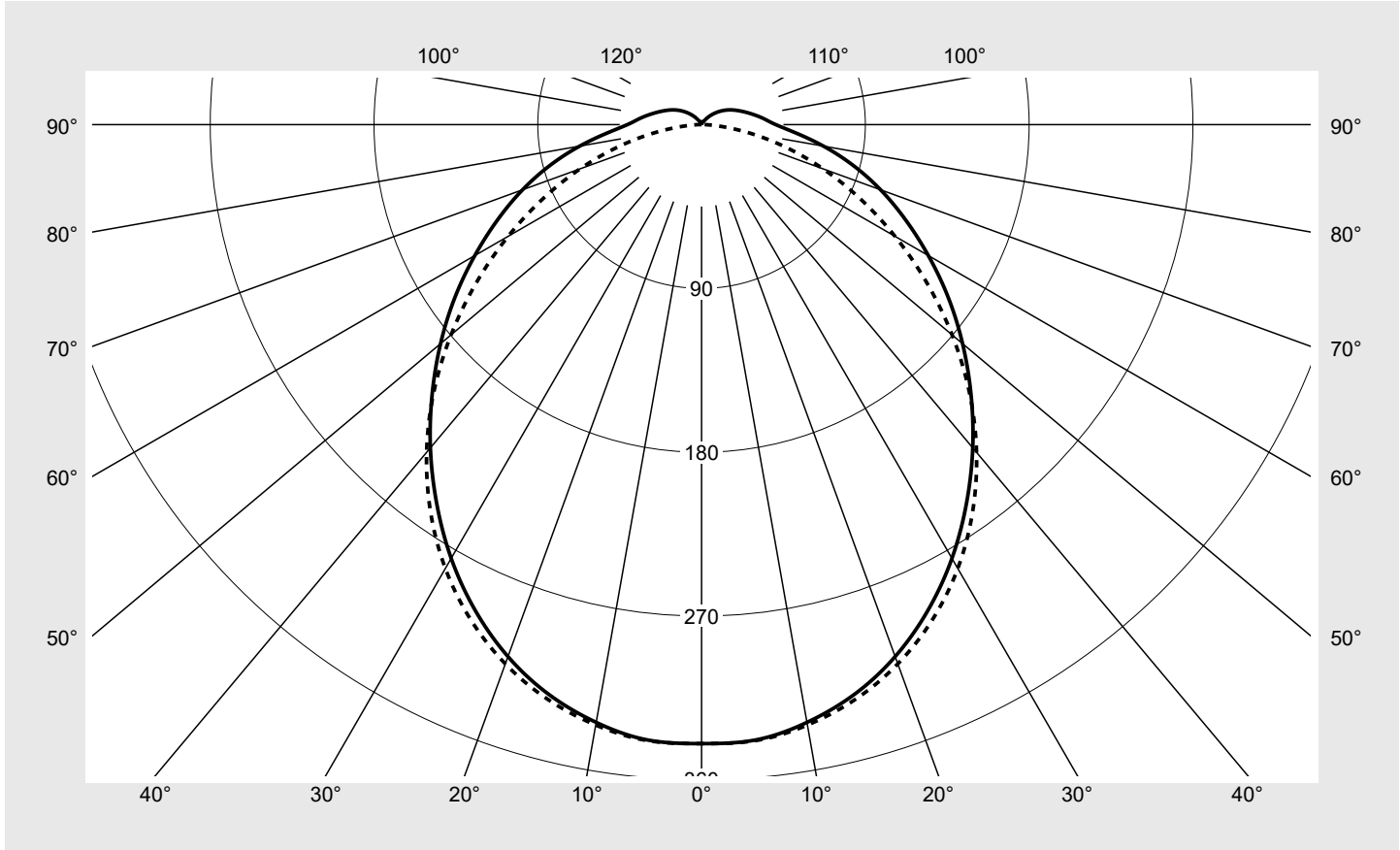


Photometric test report

Family Monsun® 12	Order number: 51FP109P440H EAN: 4058352392904	LP number 58939_4
	Version prismatic diffuser, opal, PMMA, wide distribution Lamps LED 4000 K CRI ≥ 80 Controlgear ECG CLOi Rated values Net luminous flux = 4120 lm Power consumption = 22.9 W Luminous efficacy = 179.9 lm/W	serial documentation 09.07.2020
		

Luminous intensity in cd/klm C180-0 C270-90 **Imax: 340 cd/klm**



Classifications	
DIN 5040	A 4 1
CIE	N1=47 N2=77 N3=93 N4=94 N5=100

Luminaire light output ratios	
η_{LB}	100.0%
ϕ_u	94.2%
ϕ_o	5.8%

Measurement conditions
DIN EN 13032 and DIN 5032


Photometric test report

Family Monsun® 12	Order number: 51FP109P440H EAN: 4058352392904	LP number 58939_4
Table of values for luminous intensities		Maximum luminous intensity
		siteco

C-planes γ	0° 180°	15°	30°	45°	60°	75°	90° 270°	Phi-zone	Total Phi-zone
		165° 195° 345°	150° 210° 330°	135° 225° 315°	120° 240° 300°	105° 255° 285°			
Luminous intensity in cd/klm								Luminous flux in lm/klm	
0°	340.1	340.1	340.1	340.1	340.1	340.1	340.1	2.0	2.0
5°	339.4	338.3	336.5	337.9	339.5	339.4	339.8	16.2	18.2
10°	333.5	333.0	331.2	332.8	334.6	334.7	335.0	31.7	49.9
15°	324.2	324.2	322.5	324.2	326.1	326.4	326.9	46.1	96.0
20°	311.0	311.6	310.1	311.9	314.1	314.7	315.3	58.6	154.6
25°	294.4	295.4	294.1	296.0	298.4	299.4	300.2	68.7	223.4
30°	275.2	276.6	275.1	276.8	279.4	280.7	281.6	76.1	299.5
35°	253.9	255.2	253.8	254.9	257.1	258.4	259.7	80.5	380.0
40°	231.8	232.9	231.3	231.1	232.5	233.8	235.1	81.9	461.9
45°	209.4	209.9	207.8	205.9	206.1	206.6	208.2	80.4	542.4
50°	187.2	187.1	184.8	181.3	179.3	178.3	179.7	76.6	619.0
55°	165.5	164.8	162.1	157.0	153.1	150.2	150.9	70.7	689.7
60°	143.9	142.9	139.5	133.7	127.9	123.2	122.7	63.3	753.0
65°	123.6	122.5	117.8	111.0	104.2	97.9	96.0	54.9	808.0
70°	104.7	103.3	97.1	89.4	81.7	74.3	71.0	45.8	853.8
75°	86.1	84.4	77.8	69.2	60.2	52.2	47.8	36.3	890.0
80°	68.0	66.1	60.2	50.5	40.7	32.1	26.9	26.7	916.7
85°	51.8	50.0	44.6	35.3	24.7	15.7	10.1	18.3	935.0
90°	40.8	39.2	34.4	26.0	15.9	6.9	1.8	13.1	948.2
95°	34.8	33.5	29.7	22.7	13.6	5.1	1.6	11.2	959.3
100°	29.9	28.8	25.4	19.2	11.3	3.7	1.4	9.4	968.7
105°	25.7	24.7	21.4	16.1	8.8	2.4	1.2	7.7	976.4
110°	22.1	20.9	18.0	13.0	6.6	1.4	1.1	6.1	982.5
115°	19.0	17.8	15.0	10.4	4.7	1.2	1.1	4.9	987.4
120°	16.0	14.8	12.2	7.9	3.1	1.2	1.0	3.8	991.2
125°	13.0	11.9	9.4	5.6	1.7	1.1	0.9	2.7	993.9
130°	10.1	9.1	6.9	3.7	1.4	1.1	1.0	1.9	995.9
135°	7.3	6.5	4.6	2.1	1.4	1.1	1.1	1.3	997.1
140°	4.8	4.1	2.7	1.7	1.4	1.1	1.1	0.8	998.0
145°	2.6	2.3	1.9	1.7	1.4	1.2	1.2	0.5	998.5
150°	2.0	2.0	1.9	1.6	1.3	1.3	1.3	0.4	998.9
155°	1.9	1.9	1.7	1.6	1.4	1.4	1.4	0.4	999.3
160°	1.7	1.7	1.6	1.4	1.4	1.4	1.4	0.3	999.6
165°	1.4	1.4	1.4	1.4	1.4	1.4	1.4	0.2	999.8
170°	1.3	1.4	1.4	1.4	1.4	1.4	1.4	0.1	999.9
175°	1.4	1.4	1.4	1.4	1.4	1.4	1.4	0.1	1000.0
180°	1.4	1.4	1.4	1.4	1.4	1.4	1.4	0.0	1000.0

Photometric test report

Family Monsun® 12	Order number: 51FP109P440H EAN: 4058352392904	LP number 58939_4
-----------------------------	--	-----------------------------

UGR-Table	Standard room		
-----------	---------------	---	--

Reflection factor of ceiling	0.7	0.7	0.5	0.5	0.3	0.7	0.7	0.5	0.5	0.3	
Reflection factor of walls	0.5	0.3	0.5	0.3	0.3	0.5	0.3	0.5	0.3	0.3	
Reflection factor of floor	0.2	0.2	0.2	0.2	0.2	0.2	0.2	0.2	0.2	0.2	
Room dimensions	View crosswise (C0)					View endwise (C90)					
x	y										
2H	2H	18.7	20.4	19.1	20.8	21.1	18.7	20.4	19.1	20.7	21.1
	3H	20.5	22.0	20.9	22.4	22.7	20.1	21.6	20.5	22.0	22.3
	4H	21.3	22.8	21.7	23.1	23.5	20.6	22.1	21.0	22.4	22.8
	6H	22.1	23.4	22.5	23.8	24.2	21.0	22.3	21.4	22.7	23.1
	8H	22.4	23.7	22.8	24.1	24.5	21.1	22.4	21.5	22.8	23.2
	12H	22.7	23.9	23.2	24.3	24.7	21.2	22.4	21.6	22.8	23.2
4H	2H	19.4	20.9	19.8	21.2	21.6	19.4	20.9	19.8	21.2	21.6
	3H	21.4	22.6	21.8	23.0	23.4	21.0	22.2	21.4	22.6	23.0
	4H	22.3	23.5	22.8	23.9	24.3	21.6	22.8	22.1	23.2	23.6
	6H	23.2	24.2	23.7	24.7	25.1	22.1	23.1	22.6	23.5	24.0
	8H	23.7	24.6	24.1	25.0	25.5	22.3	23.2	22.7	23.6	24.1
	12H	24.1	24.9	24.6	25.3	25.8	22.4	23.2	22.8	23.6	24.1
8H	4H	22.7	23.6	23.1	24.0	24.5	22.1	23.0	22.5	23.4	23.9
	6H	23.7	24.5	24.2	25.0	25.5	22.7	23.4	23.2	23.9	24.4
	8H	24.3	25.0	24.8	25.4	26.0	22.9	23.6	23.4	24.1	24.6
	12H	24.8	25.4	25.3	25.9	26.4	23.0	23.6	23.5	24.1	24.7
12H	4H	22.7	23.5	23.2	24.0	24.5	22.2	23.0	22.6	23.4	23.9
	6H	23.8	24.5	24.3	25.0	25.5	22.8	23.5	23.3	24.0	24.5
	8H	24.4	25.0	24.9	25.5	26.0	23.1	23.7	23.6	24.2	24.7

Luminance table	Max. for $\gamma \geq 65^\circ$	Photometric dimensions in mm:		L = 1590	H(C0) = 21	H(C180) = 21
				B = 87	H(C90) = 21	H(C270) = 21

C-planes	γ	Luminance in cd/m ²						
		0° 180°	15° 165° 195° 345°	30° 150° 210° 330°	45° 135° 225° 315°	60° 120° 240° 300°	75° 105° 255° 285°	90° 270°
45°		7104.1	7148.1	7200.4	7350.9	7668.2	8092.9	8654.3
50°		6737.7	6762.7	6813.3	6917.2	7178.8	7582.1	8197.3
55°		6389.0	6396.4	6435.6	6486.3	6688.5	7041.0	7689.2
60°		6044.3	6039.3	6049.8	6069.0	6202.2	6493.3	7147.2
65°		5741.3	5727.5	5679.1	5643.0	5722.3	5941.3	6579.5
70°		5481.2	5450.2	5308.8	5208.5	5217.8	5360.0	5969.6
75°		5209.9	5160.7	4962.7	4761.4	4643.3	4691.2	5244.5
80°		4922.4	4840.7	4642.3	4284.4	3986.0	3853.4	4288.8
85°		4712.6	4612.9	4397.2	3948.5	3356.3	2875.8	2995.2

Photometric test report

Family Monsun® 12	Order number: 51FP109P440H EAN: 4058352392904	LP number 58939_4
------------------------------------	--	------------------------------------

Luminance values in cd/m²

γ 65°
 γ 70°
 γ 75°
 γ 80°
 γ 85°

siteco

