

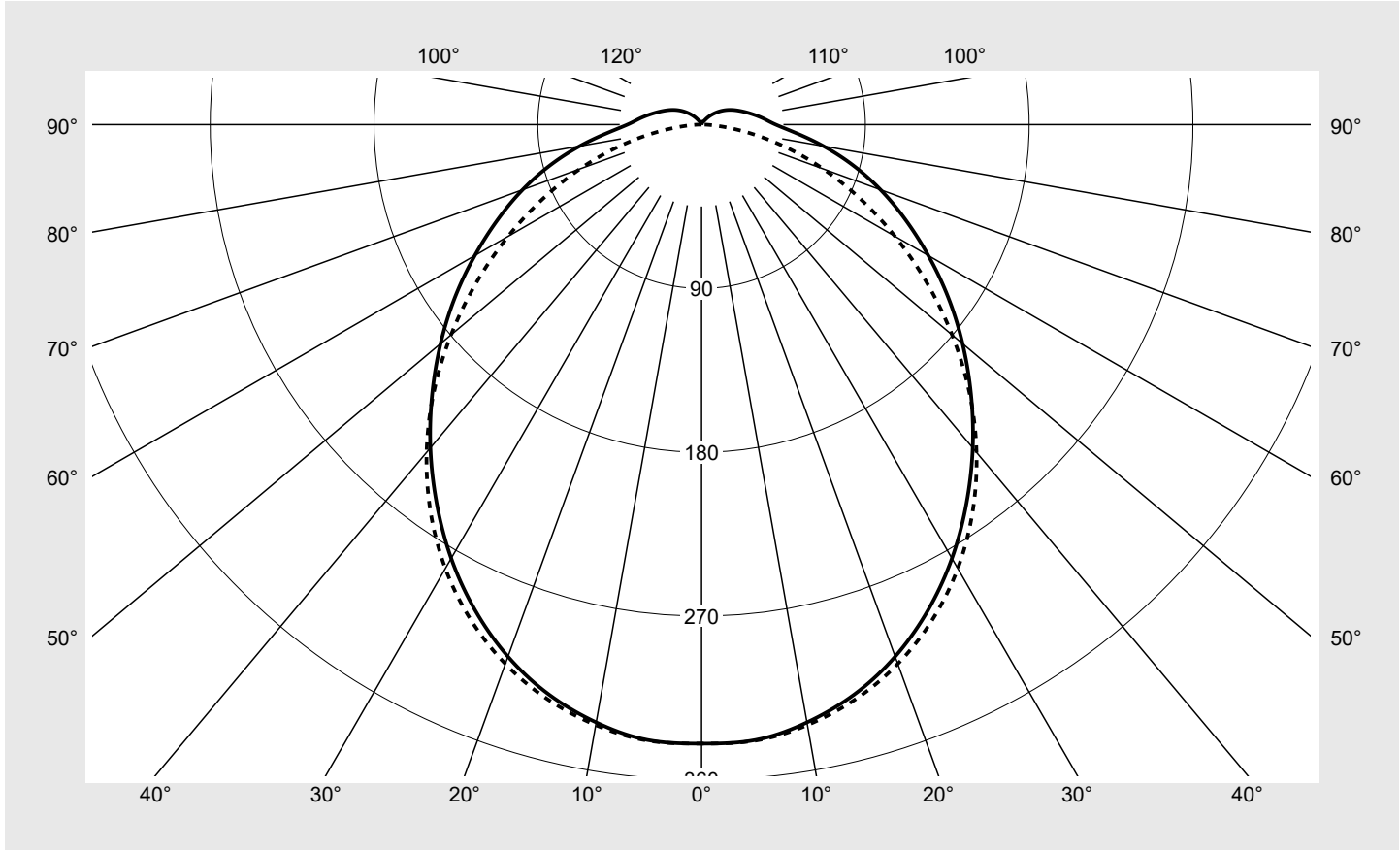


# Photometric test report

<b>Family</b> <b>Monsun® 12</b>	<b>Order number: 51FE10DP460J</b> <b>EAN: 4058352539491</b>	<b>LP number</b> <b>58939_70</b>
	<b>Version</b> prismatic diffuser, opal, PMMA, wide distribution	<b>serial documentation</b> <b>20.07.2021</b>
	<b>Lamps</b> LED 4000 K   CRI ≥ 80	
	<b>Controlgear</b> ECG-DALI	
	<b>Rated values</b> Net luminous flux = 6370 lm Power consumption = 36.5 W Luminous efficacy = 174.5 lm/W	
		

**Luminous intensity in cd/klm** C180-0 C270-90 **Imax: 340 cd/klm**



Classifications	
DIN 5040	A 4 1
CIE	N1=47 N2=77 N3=93 N4=94 N5=100

Luminaire light output ratios	
$\eta_{LB}$	100.0%
$\phi_u$	94.2%
$\phi_o$	5.8%

Measurement conditions
DIN EN 13032 and DIN 5032

## Photometric test report

<b>Family</b> <b>Monsun® 12</b>	<b>Order number: 51FE10DP460J</b> <b>EAN: 4058352539491</b>	<b>LP number</b> <b>58939_70</b>
<b>Table of values for luminous intensities</b>		<b>Maximum luminous intensity</b>
		<b>siteco</b>

C-planes γ	0° 180°	15°	30°	45°	60°	75°	90° 270°	Phi-zone	Total Phi-zone
		165° 195° 345°	150° 210° 330°	135° 225° 315°	120° 240° 300°	105° 255° 285°			
Luminous intensity in cd/klm							Luminous flux in lm/klm		
0°	340.1	340.1	340.1	340.1	340.1	340.1	340.1	2.0	2.0
5°	339.4	338.3	336.5	337.9	339.5	339.4	339.8	16.2	18.2
10°	333.5	333.0	331.2	332.8	334.6	334.7	335.0	31.7	49.9
15°	324.2	324.2	322.5	324.2	326.1	326.4	326.9	46.1	96.0
20°	311.0	311.6	310.1	311.9	314.1	314.7	315.3	58.6	154.6
25°	294.4	295.4	294.1	296.0	298.4	299.4	300.2	68.7	223.4
30°	275.2	276.6	275.1	276.8	279.4	280.7	281.6	76.1	299.5
35°	253.9	255.2	253.8	254.9	257.1	258.4	259.7	80.5	380.0
40°	231.8	232.9	231.3	231.1	232.5	233.8	235.1	81.9	461.9
45°	209.4	209.9	207.8	205.9	206.1	206.6	208.2	80.4	542.4
50°	187.2	187.1	184.8	181.3	179.3	178.3	179.7	76.6	619.0
55°	165.5	164.8	162.1	157.0	153.1	150.2	150.9	70.7	689.7
60°	143.9	142.9	139.5	133.7	127.9	123.2	122.7	63.3	753.0
65°	123.6	122.5	117.8	111.0	104.2	97.9	96.0	54.9	808.0
70°	104.7	103.3	97.1	89.4	81.7	74.3	71.0	45.8	853.8
75°	86.1	84.4	77.8	69.2	60.2	52.2	47.8	36.3	890.0
80°	68.0	66.1	60.2	50.5	40.7	32.1	26.9	26.7	916.7
85°	51.8	50.0	44.6	35.3	24.7	15.7	10.1	18.3	935.0
90°	40.8	39.2	34.4	26.0	15.9	6.9	1.8	13.1	948.2
95°	34.8	33.5	29.7	22.7	13.6	5.1	1.6	11.2	959.3
100°	29.9	28.8	25.4	19.2	11.3	3.7	1.4	9.4	968.7
105°	25.7	24.7	21.4	16.1	8.8	2.4	1.2	7.7	976.4
110°	22.1	20.9	18.0	13.0	6.6	1.4	1.1	6.1	982.5
115°	19.0	17.8	15.0	10.4	4.7	1.2	1.1	4.9	987.4
120°	16.0	14.8	12.2	7.9	3.1	1.2	1.0	3.8	991.2
125°	13.0	11.9	9.4	5.6	1.7	1.1	0.9	2.7	993.9
130°	10.1	9.1	6.9	3.7	1.4	1.1	1.0	1.9	995.9
135°	7.3	6.5	4.6	2.1	1.4	1.1	1.1	1.3	997.1
140°	4.8	4.1	2.7	1.7	1.4	1.1	1.1	0.8	998.0
145°	2.6	2.3	1.9	1.7	1.4	1.2	1.2	0.5	998.5
150°	2.0	2.0	1.9	1.6	1.3	1.3	1.3	0.4	998.9
155°	1.9	1.9	1.7	1.6	1.4	1.4	1.4	0.4	999.3
160°	1.7	1.7	1.6	1.4	1.4	1.4	1.4	0.3	999.6
165°	1.4	1.4	1.4	1.4	1.4	1.4	1.4	0.2	999.8
170°	1.3	1.4	1.4	1.4	1.4	1.4	1.4	0.1	999.9
175°	1.4	1.4	1.4	1.4	1.4	1.4	1.4	0.1	1000.0
180°	1.4	1.4	1.4	1.4	1.4	1.4	1.4	0.0	1000.0

## Photometric test report

<b>Family</b> Monsun® 12	<b>Order number: 51FE10DP460J</b> <b>EAN: 4058352539491</b>	<b>LP number</b> 58939_70
-----------------------------	--	------------------------------

<b>UGR-Table</b>	<b>Standard room</b>	<b>siteco</b>
------------------	----------------------	---------------

Reflection factor of ceiling	0.7	0.7	0.5	0.5	0.3	0.7	0.7	0.5	0.5	0.3	
Reflection factor of walls	0.5	0.3	0.5	0.3	0.3	0.5	0.3	0.5	0.3	0.3	
Reflection factor of floor	0.2	0.2	0.2	0.2	0.2	0.2	0.2	0.2	0.2	0.2	
Room dimensions	View crosswise (C0)					View endwise (C90)					
x	y										
2H	2H	20.3	22.0	20.6	22.3	22.6	20.2	21.9	20.6	22.2	22.6
	3H	22.0	23.5	22.4	23.9	24.2	21.6	23.2	22.0	23.5	23.8
	4H	22.8	24.3	23.2	24.6	25.0	22.1	23.6	22.5	23.9	24.3
	6H	23.6	24.9	24.0	25.3	25.7	22.5	23.9	22.9	24.2	24.6
	8H	23.9	25.2	24.4	25.6	26.0	22.6	23.9	23.1	24.3	24.7
	12H	24.2	25.4	24.7	25.8	26.2	22.7	23.9	23.1	24.3	24.7
4H	2H	20.9	22.4	21.3	22.8	23.1	20.9	22.4	21.3	22.7	23.1
	3H	22.9	24.1	23.3	24.5	24.9	22.5	23.8	22.9	24.1	24.5
	4H	23.8	25.0	24.3	25.4	25.8	23.2	24.3	23.6	24.7	25.1
	6H	24.8	25.8	25.2	26.2	26.6	23.6	24.6	24.1	25.1	25.5
	8H	25.2	26.1	25.6	26.5	27.0	23.8	24.7	24.2	25.1	25.6
	12H	25.6	26.4	26.1	26.9	27.4	23.9	24.7	24.4	25.2	25.6
8H	4H	24.2	25.1	24.6	25.5	26.0	23.6	24.5	24.0	24.9	25.4
	6H	25.3	26.0	25.7	26.5	27.0	24.2	24.9	24.7	25.4	25.9
	8H	25.8	26.5	26.3	27.0	27.5	24.4	25.1	24.9	25.6	26.1
	12H	26.3	26.9	26.9	27.4	28.0	24.6	25.1	25.1	25.6	26.2
12H	4H	24.2	25.0	24.7	25.5	26.0	23.7	24.5	24.1	24.9	25.4
	6H	25.3	26.0	25.8	26.5	27.0	24.3	25.0	24.8	25.5	26.0
	8H	25.9	26.5	26.4	27.0	27.6	24.6	25.2	25.1	25.7	26.2

<b>Luminance table</b>	<b>Max. for <math>\gamma \geq 65^\circ</math></b>	<b>Photometric dimensions in mm:</b>	<b>L = 1590</b>	<b>H(C0) = 21</b>	<b>H(C180) = 21</b>
			<b>B = 87</b>	<b>H(C90) = 21</b>	<b>H(C270) = 21</b>

C-planes	$\gamma$	Luminance in cd/m <sup>2</sup>							
		0° 180°	15° 165° 195° 345°	30° 150° 210° 330°	45° 135° 225° 315°	60° 120° 240° 300°	75° 105° 255° 285°	90° 270°	
45°		10983.7	11051.8	11132.6	11365.4	11856.0	12512.6	13380.6	
50°		10417.3	10455.9	10534.1	10694.8	11099.3	11722.8	12673.9	
55°		9878.1	9889.6	9950.2	10028.6	10341.2	10886.1	11888.4	
60°		9345.3	9337.4	9353.6	9383.3	9589.4	10039.4	11050.4	
65°		8876.8	8855.4	8780.5	8724.8	8847.3	9185.9	10172.7	
70°		8474.5	8426.6	8208.0	8052.9	8067.3	8287.1	9229.7	
75°		8055.1	7979.1	7673.0	7361.7	7179.1	7253.2	8108.7	
80°		7610.6	7484.3	7177.5	6624.2	6162.9	5957.8	6631.0	
85°		7286.3	7132.0	6798.5	6104.8	5189.2	4446.4	4631.0	

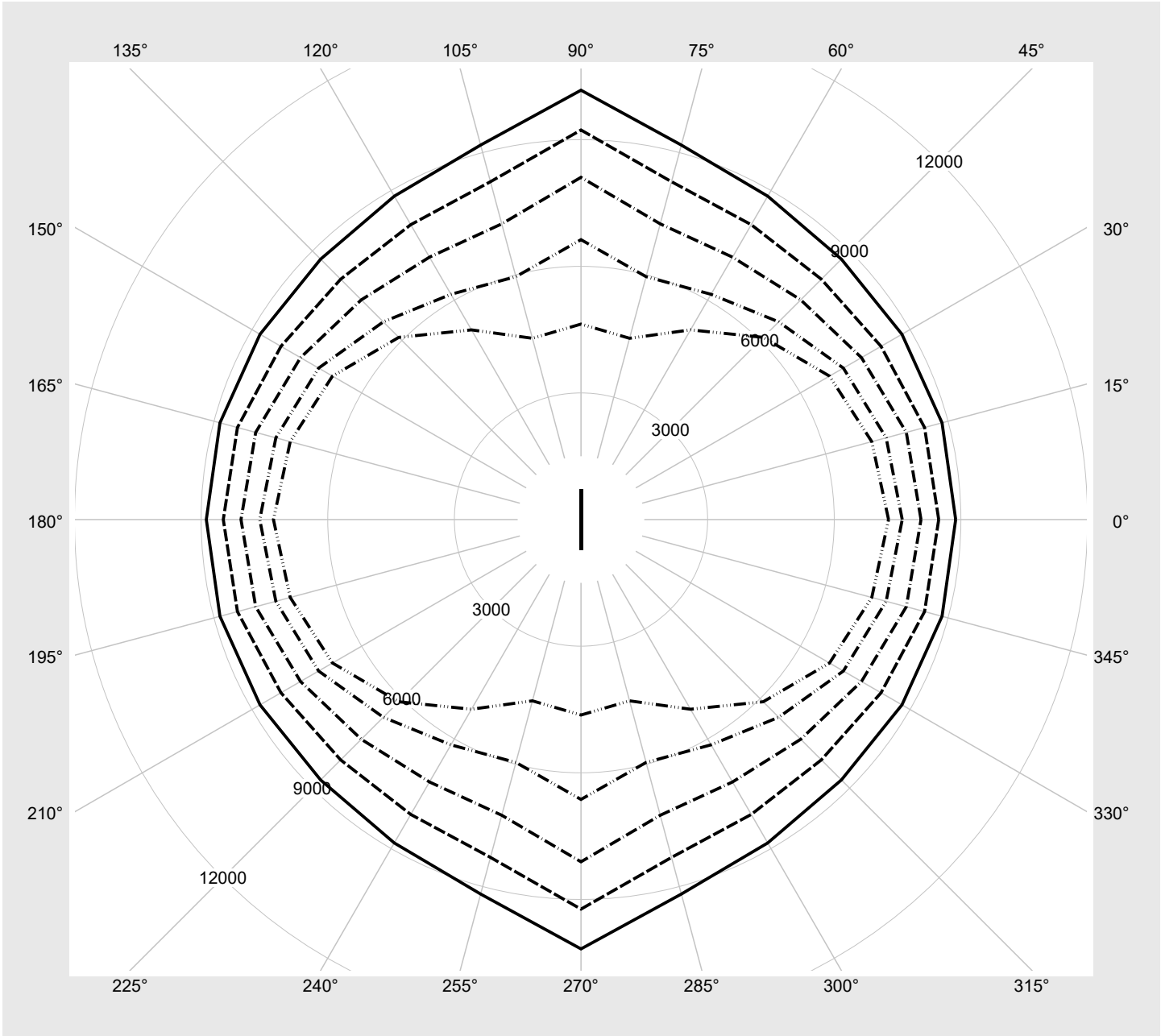
**Photometric test report**

<b>Family</b> <b>Monsun® 12</b>	<b>Order number: 51FE10DP460J</b> <b>EAN: 4058352539491</b>	<b>LP number</b> <b>58939_70</b>
------------------------------------	--	-------------------------------------

**Luminance values in cd/m<sup>2</sup>**

$\gamma$ 65°	$\gamma$ 70°	$\gamma$ 75°	$\gamma$ 80°	$\gamma$ 85°
--------------	--------------	--------------	--------------	--------------

**siteco**



## Photometric test report

<b>Family</b> Monsun® 12	<b>Order number: 51FE10DP460J</b> <b>EAN: 4058352539491</b>	<b>LP number</b> 58939_70
-----------------------------	--	------------------------------

<b>Dimming levels table</b>	environmental temperature: 25°C	<b>sITeco</b>
-----------------------------	---------------------------------	---------------

Luminous flux %	Dimming level linear	Dimming level logarithmic	Luminous flux [lm]	Power consumption [W]
100	254	254	6370	36.5
95	241	252	6055	34.7
90	228	250	5740	33.1
85	215	248	5420	31.1
80	202	246	5102	29.5
75	189	243	4783	27.7
70	176	241	4462	25.9
65	163	238	4141	24.1
60	150	235	3818	22.4
55	137	231	3493	20.6
50	125	228	3193	19.0
45	112	224	2867	17.3
40	99	219	2539	15.6
35	87	215	2236	13.9
30	74	209	1904	12.2
25	62	202	1597	10.6
20	49	194	1265	8.8
15	37	183	957	7.3
10	25	169	649	5.7
5	12	142	313	3.9
4	10	136	261	3.7