

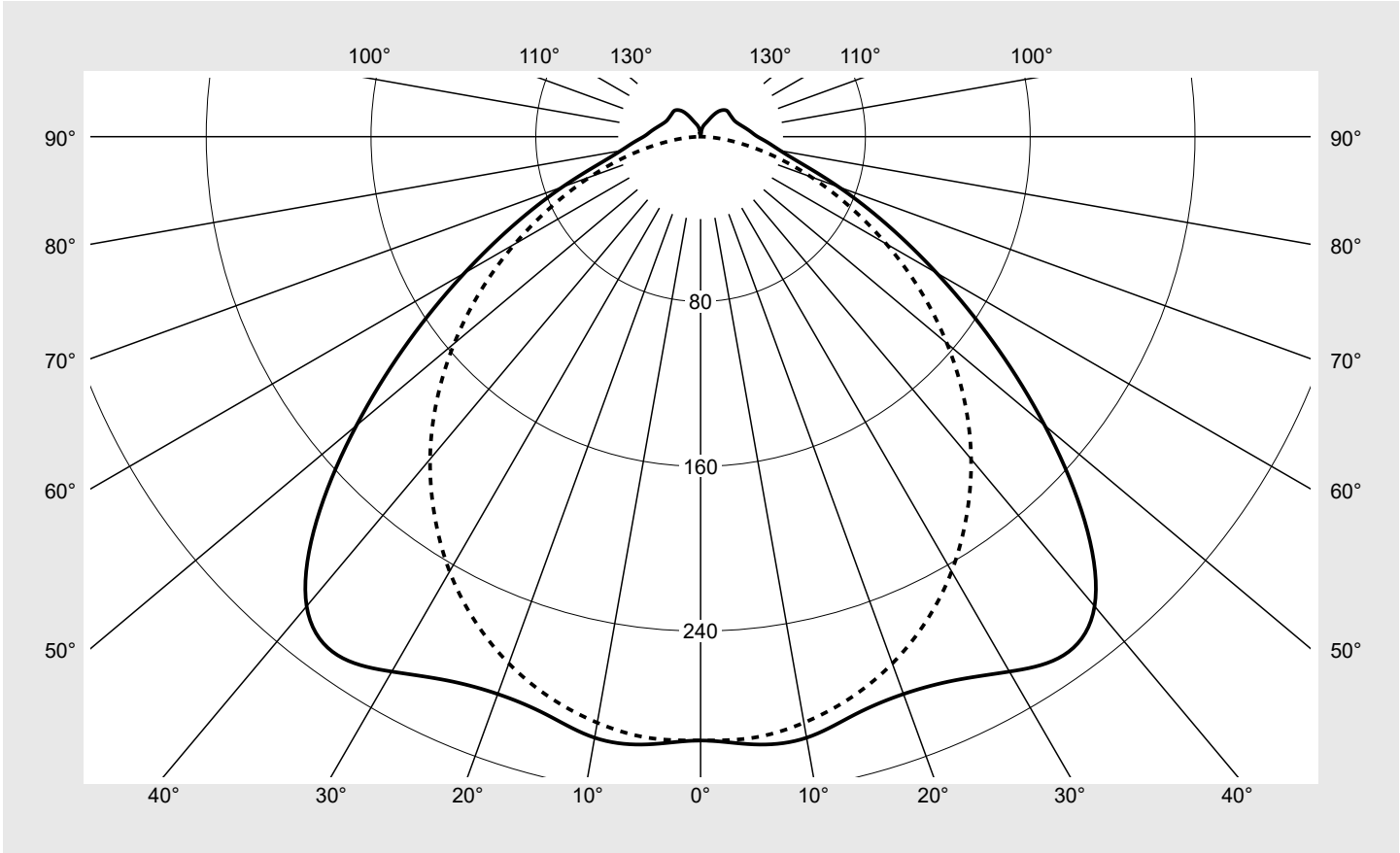


# Photometric test report

<b>Family</b> <b>Modario® 31</b>	<b>Order number: 53BM812DV6A5C2</b> <b>EAN: 4069025123176</b>	<b>LP number</b> <b>59594_4</b>
	<b>Version</b> diffuser optic, frosted, wide distribution	<b>serial</b> <b>documentation</b> <b>02.05.2024</b>
	<b>Lamps</b> LED 6500 K   CRI ≥ 80	
	<b>Controlgear</b> ECG-DALI	
<b>Rated values</b> Net luminous flux = 10550 lm	Power consumption = 61.4 W	
Luminous efficacy = 171.8 lm/W		

**Luminous intensity in cd/klm**    C180-0    C270-90                      **Imax: 307 cd/klm**



Classifications	
DIN 5040	A 4 1
CIE	N1=47 N2=80 N3=95 N4=93 N5=100

Luminaire light output ratios	
$\eta_{LB}$	100.0%
$\phi_u$	92.6%
$\phi_o$	7.4%

Measurement conditions
DIN EN 13032 and DIN 5032

## Photometric test report

<b>Family</b> <b>Modario® 31</b>	<b>Order number: 53BM812DV6A5C2</b> <b>EAN: 4069025123176</b>	<b>LP number</b> <b>59594_4</b>
<b>Table of values for luminous intensities</b>		<b>Maximum luminous intensity</b>
		<b>siteco</b>

C-planes $\gamma$	0° 180°	15° 165° 195° 345°	30° 150° 210° 330°	45° 135° 225° 315°	60° 120° 240° 300°	75° 105° 255° 285°	90° 270°	Phi-zone	Total Phi-zone
0°	293.1	293.1	293.1	293.1	293.1	293.1	293.1	1.8	1.8
5°	296.1	295.6	293.1	293.6	293.8	293.0	292.9	14.0	15.8
10°	296.3	296.3	293.6	293.6	292.6	289.9	288.9	27.9	43.7
15°	290.3	290.9	288.4	289.1	288.3	284.2	281.9	40.8	84.5
20°	287.9	288.2	282.8	281.1	280.6	275.9	272.2	52.8	137.3
25°	291.3	290.8	281.6	274.0	270.0	264.7	259.4	64.0	201.2
30°	299.8	298.4	283.7	269.7	258.3	250.5	243.7	74.6	275.8
35°	307.3	306.0	288.6	266.7	246.6	233.7	225.0	84.2	360.1
40°	297.5	299.0	287.4	263.1	235.0	215.2	204.3	91.1	451.1
45°	263.6	268.2	268.7	253.4	221.8	194.2	181.1	92.3	543.4
50°	218.1	223.5	232.0	231.1	204.9	171.7	156.1	87.5	630.9
55°	172.9	177.3	186.9	195.4	181.1	147.5	130.2	77.8	708.7
60°	132.3	135.3	142.3	152.9	149.4	121.4	104.1	64.8	773.5
65°	98.5	100.2	104.0	112.2	114.5	94.5	79.4	50.9	824.4
70°	71.4	72.6	74.4	79.3	82.2	69.0	57.1	37.9	862.3
75°	51.0	51.6	52.9	55.5	55.9	46.4	37.5	27.0	889.4
80°	39.4	39.1	38.7	38.1	35.5	27.5	20.9	18.8	908.2
85°	32.8	32.1	30.1	26.5	21.0	13.7	8.3	13.1	921.3
90°	27.7	27.1	24.5	19.3	12.6	5.6	0.8	9.4	930.7
95°	24.8	24.4	22.4	17.8	11.6	5.3	0.8	8.6	939.3
100°	22.5	22.2	20.5	16.7	11.5	5.5	0.8	7.9	947.2
105°	20.6	20.3	18.7	16.0	11.5	5.9	0.8	7.3	954.6
110°	19.2	18.7	17.6	15.5	11.7	6.3	0.7	6.8	961.4
115°	18.2	17.8	17.0	15.3	12.2	5.8	0.8	6.4	967.8
120°	17.9	17.4	16.9	15.5	12.3	5.3	0.8	6.1	973.9
125°	17.8	17.4	16.9	15.5	11.8	5.2	0.8	5.7	979.6
130°	17.9	17.4	16.8	15.0	10.1	5.0	0.9	5.2	984.7
135°	17.9	17.3	16.2	13.6	8.1	4.3	1.0	4.5	989.2
140°	16.9	16.0	14.5	11.2	6.7	3.5	1.1	3.6	992.8
145°	14.9	14.0	12.0	8.5	5.5	2.8	1.2	2.7	995.4
150°	11.8	10.8	9.0	6.5	4.7	2.2	1.4	1.8	997.3
155°	8.6	8.1	7.0	5.2	4.0	1.7	1.5	1.2	998.5
160°	6.8	6.5	5.3	4.3	3.2	1.5	1.5	0.8	999.2
165°	5.5	5.3	3.9	3.4	2.1	1.6	1.6	0.5	999.7
170°	3.8	3.1	2.5	2.0	1.6	1.6	1.6	0.2	999.9
175°	1.6	1.6	1.6	1.6	1.6	1.6	1.6	0.1	1000.0
180°	1.6	1.6	1.6	1.6	1.6	1.6	1.6	0.0	1000.0

## Photometric test report

Family <b>Modario® 31</b>	Order number: <b>53BM812DV6A5C2</b> EAN: <b>4069025123176</b>	LP number <b>59594_4</b>
------------------------------	--	-----------------------------

<b>UGR-Table</b>	<b>Standard room</b>	<b>siteco</b>								
------------------	----------------------	---------------	--	--	--	--	--	--	--	--

Reflection factor of ceiling	0.7	0.7	0.5	0.5	0.3	0.7	0.7	0.5	0.5	0.3	
Reflection factor of walls	0.5	0.3	0.5	0.3	0.3	0.5	0.3	0.5	0.3	0.3	
Reflection factor of floor	0.2	0.2	0.2	0.2	0.2	0.2	0.2	0.2	0.2	0.2	
Room dimensions	View crosswise (C0)					View endwise (C90)					
x	y										
2H	2H	23.1	24.8	23.4	25.1	25.4	22.9	24.6	23.2	24.9	25.2
	3H	23.9	25.5	24.3	25.8	26.1	24.0	25.5	24.4	25.9	26.2
	4H	24.3	25.7	24.6	26.0	26.4	24.4	25.8	24.8	26.2	26.5
	6H	24.5	25.9	25.0	26.2	26.6	24.6	26.0	25.0	26.3	26.7
	8H	24.7	26.0	25.1	26.3	26.7	24.7	26.0	25.1	26.4	26.8
	12H	24.9	26.0	25.3	26.4	26.8	24.8	26.0	25.2	26.4	26.8
4H	2H	23.7	25.2	24.1	25.5	25.9	23.6	25.0	24.0	25.4	25.8
	3H	24.7	25.9	25.1	26.3	26.7	24.9	26.2	25.4	26.5	27.0
	4H	25.1	26.2	25.6	26.6	27.1	25.4	26.6	25.9	27.0	27.4
	6H	25.5	26.5	26.0	26.9	27.4	25.8	26.8	26.3	27.2	27.7
	8H	25.7	26.6	26.2	27.1	27.5	25.9	26.8	26.4	27.2	27.7
	12H	26.0	26.8	26.5	27.2	27.7	26.0	26.8	26.5	27.2	27.7
8H	4H	25.4	26.3	25.9	26.7	27.2	25.7	26.6	26.2	27.0	27.5
	6H	25.9	26.6	26.4	27.1	27.6	26.2	26.9	26.7	27.4	27.9
	8H	26.2	26.8	26.7	27.3	27.8	26.3	27.0	26.8	27.5	28.0
	12H	26.5	27.1	27.0	27.6	28.1	26.5	27.0	27.0	27.5	28.1
12H	4H	25.4	26.2	25.9	26.7	27.2	25.7	26.5	26.2	27.0	27.5
	6H	26.0	26.6	26.5	27.1	27.6	26.3	26.9	26.8	27.4	27.9
	8H	26.3	26.9	26.8	27.4	27.9	26.5	27.0	27.0	27.5	28.1

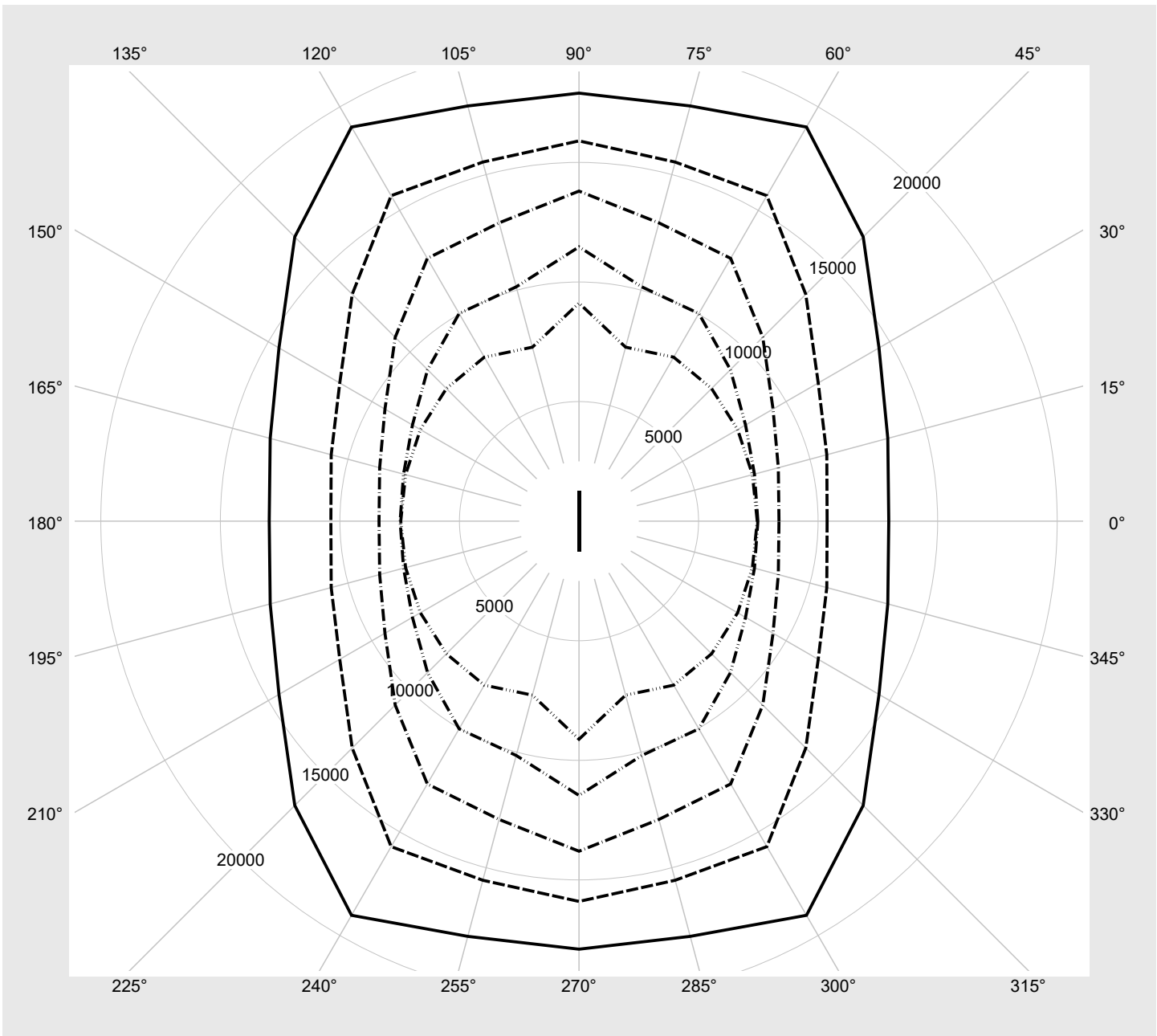
<b>Luminance table</b>	<b>Max. for <math>\gamma \geq 65^\circ</math></b>	<b>Photometric dimensions in mm:</b>	<b>L = 1476</b>	<b>H(C0) = 25</b>	<b>H(C180) = 25</b>
			<b>B = 75</b>	<b>H(C90) = 0</b>	<b>H(C270) = 0</b>

C-planes	$\gamma$	Luminance in cd/m <sup>2</sup>							
		0° 180°	15° 165° 195° 345°	30° 150° 210° 330°	45° 135° 225° 315°	60° 120° 240° 300°	75° 105° 255° 285°	90° 270°	
45°		26648.2	27347.6	28103.3	27637.1	25627.3	24097.2	24411.3	
50°		23141.6	23945.2	25592.8	26745.7	25339.1	23087.4	23144.7	
55°		19460.2	20175.1	21987.1	24294.5	24299.0	21823.9	21640.5	
60°		15987.5	16550.6	18077.0	20694.2	22094.6	20125.5	19851.0	
65°		12956.3	13371.1	14489.4	16810.9	19029.6	17973.6	17897.0	
70°		10377.8	10729.8	11553.9	13414.4	15714.8	15544.8	15900.4	
75°		8364.2	8630.9	9371.5	10871.2	12688.3	12912.5	13800.9	
80°		7481.3	7597.3	8043.8	8957.0	10026.2	10143.1	11467.7	
85°		7455.4	7508.9	7661.4	7842.4	7918.2	7531.7	9118.5	

**Photometric test report**

<b>Family</b> <b>Modario® 31</b>	<b>Order number: 53BM812DV6A5C2</b> <b>EAN: 4069025123176</b>	<b>LP number</b> <b>59594_4</b>
-------------------------------------	--	------------------------------------

**Luminance values in cd/m<sup>2</sup>**     γ 65°   γ 70°   γ 75°   γ 80°   γ 85°     **siteco**



## Photometric test report

Family <b>Modario® 31</b>	Order number: <b>53BM812DV6A5C2</b> EAN: <b>4069025123176</b>	LP number <b>59594_4</b>
------------------------------	--	-----------------------------

<b>Dimming levels table</b>	environmental temperature: 25°C	<b>sITeco</b>
-----------------------------	---------------------------------	---------------

Luminous flux %	Dimming level linear	Dimming level logarithmic	Luminous flux [lm]	Power consumption [W]
100	----	----	----	----
100	253	254	10513	61.1
95	240	252	10024	57.9
90	226	250	9490	54.5
85	212	247	8951	51.0
80	199	245	8443	47.9
75	186	243	7928	44.8
70	172	240	7368	41.4
65	159	237	6843	38.3
60	146	234	6311	35.3
55	134	231	5815	32.5
50	121	227	5273	29.4
45	109	223	4767	26.6
40	96	218	4215	23.6
35	84	213	3701	20.8
30	72	208	3182	18.1
25	60	201	2655	15.4
20	48	193	2129	12.8
15	36	182	1598	10.0
10	24	168	1064	7.0
5	12	142	526	4.2
2	4	102	165	2.4