

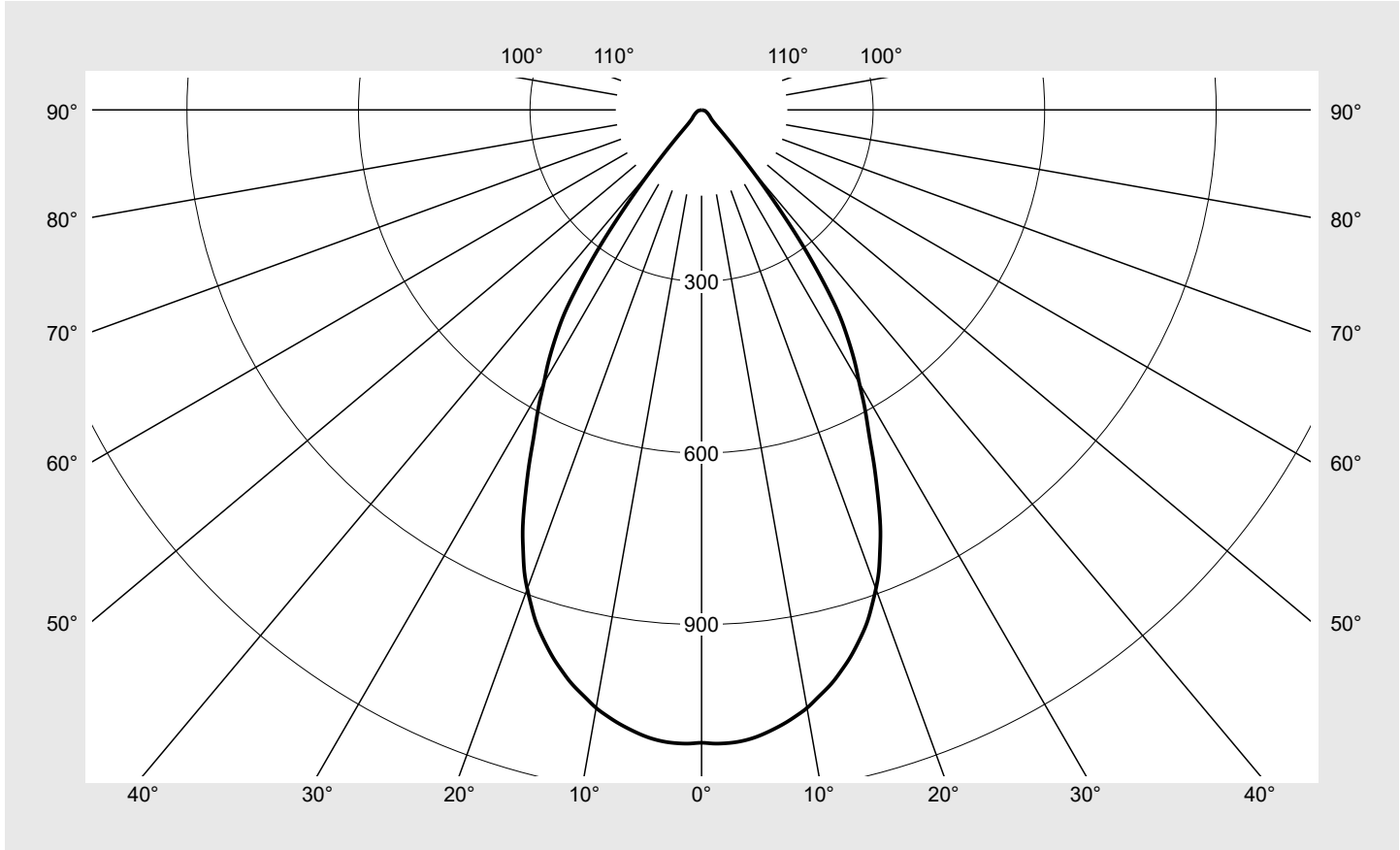


Photometric test report

Family Lunis 21	Order number: 51DB19EF91C EAN: 4069025012937	LP number 59583_10
	Version recessed luminaire, Combined lens and reflector optics, reflector, aluminium, matt, rotationally symmetrical wide distribution, adjustable color temperature: 3000K 4000K 6500K, UGR≤19 (L65≤3000cd/m²)	serial documentation 15.03.2024
	Lamps LED 4000 K CRI ≥ 80	
	Controlgear ECG Multilumen	
	Setting factory setting: DIP-Step=6, colour temperature 4000K	
Rated values Net luminous flux = 2310 lm Power consumption = 13.6 W Luminous efficacy = 169.9 lm/W		

Luminous intensity in cd/klm C180-0 **Imax: 1108 cd/klm**



Classifications	
DIN 5040	A 7 0
CIE	N1=95 N2=98 N3=100 N4=100 N5=100

Luminaire light output ratios	
η_{LB}	100.0%
ϕ_u	100.0%
ϕ_o	0.0%

Measurement conditions
 DIN EN 13032 and DIN 5032

Photometric test report

Family Lunis 21	Order number: 51DB19EF91C EAN: 4069025012937	LP number 59583_10
Table of values for luminous intensities		Maximum luminous intensity
siteco		

C-planes	0°	Phi-zone	Total Phi-zone
γ	Luminous intensity in cd/klm		Luminous flux in lm/klm
0°	1106.7	0.3	0.3
1°	1108.2	2.1	2.4
2°	1108.4	4.2	6.6
3°	1107.5	6.4	13.0
4°	1104.9	8.5	21.4
5°	1100.5	10.5	32.0
6°	1094.6	12.5	44.5
7°	1087.7	14.5	59.0
8°	1080.1	16.5	75.5
9°	1071.4	18.4	93.9
10°	1061.9	20.2	114.1
11°	1049.8	22.0	136.1
12°	1037.9	23.7	159.8
13°	1025.4	25.3	185.1
14°	1010.5	26.8	211.9
15°	995.2	28.2	240.1
16°	977.9	29.6	269.7
17°	959.5	30.8	300.4
18°	939.6	31.8	332.3
19°	915.7	32.7	365.0
20°	891.3	33.4	398.4
21°	864.9	34.0	432.4
22°	832.9	34.2	466.6
23°	800.7	34.3	500.9
24°	763.6	34.1	535.0
25°	724.9	33.6	568.6
26°	687.3	33.0	601.6
27°	649.0	32.3	633.9
28°	616.2	31.7	665.6
29°	584.7	31.1	696.7
30°	551.8	30.3	727.0
31°	524.1	29.6	756.6
32°	494.0	28.7	785.3
33°	462.4	27.6	812.9
34°	428.1	26.2	839.1
35°	382.9	24.1	863.2
36°	333.6	21.5	884.7
37°	282.0	18.6	903.3
38°	226.4	15.3	918.6
39°	177.2	12.2	930.9
40°	130.6	9.2	940.1
41°	91.9	6.6	946.7
42°	63.0	4.6	951.3
43°	43.4	3.2	954.5
44°	33.3	2.5	957.1
45°	28.7	2.2	959.3
46°	25.4	2.0	961.3

C-planes	0°	Phi-zone	Total Phi-zone
γ	Luminous intensity in cd/klm		Luminous flux in lm/klm
47°	23.4	1.9	963.2
48°	22.1	1.8	965.0
49°	20.8	1.7	966.7
50°	20.0	1.7	968.4
51°	19.1	1.6	970.0
52°	18.2	1.6	971.6
53°	17.5	1.5	973.1
54°	16.8	1.5	974.6
55°	15.9	1.4	976.0
56°	15.2	1.4	977.4
57°	14.5	1.3	978.7
58°	13.8	1.3	980.0
59°	13.1	1.2	981.3
60°	12.6	1.2	982.5
61°	11.9	1.1	983.6
62°	11.4	1.1	984.7
63°	10.9	1.1	985.8
64°	10.3	1.0	986.8
65°	9.9	1.0	987.8
66°	9.5	1.0	988.7
67°	9.0	0.9	989.6
68°	8.7	0.9	990.5
69°	8.3	0.8	991.4
70°	7.9	0.8	992.2
71°	7.5	0.8	993.0
72°	7.2	0.8	993.7
73°	6.8	0.7	994.4
74°	6.6	0.7	995.1
75°	6.2	0.7	995.8
76°	5.9	0.6	996.4
77°	5.5	0.6	997.0
78°	5.1	0.5	997.5
79°	4.6	0.5	998.0
80°	4.0	0.4	998.5
81°	3.3	0.4	998.8
82°	2.7	0.3	999.1
83°	2.2	0.2	999.3
84°	1.7	0.2	999.5
85°	1.4	0.2	999.7
86°	1.1	0.1	999.8
87°	0.9	0.1	999.9
88°	0.6	0.1	1000.0
89°	0.3	0.0	1000.0
90°	0.0	0.0	1000.0

Photometric test report

Family Lunis 21	Order number: 51DB19EF91C EAN: 4069025012937	LP number 59583_10
---------------------------	---	------------------------------

UGR-Table		Standard room									
Reflection factor of ceiling	0.7	0.7	0.5	0.5	0.3	0.7	0.7	0.5	0.5	0.3	
Reflection factor of walls	0.5	0.3	0.5	0.3	0.3	0.5	0.3	0.5	0.3	0.3	
Reflection factor of floor	0.2	0.2	0.2	0.2	0.2	0.2	0.2	0.2	0.2	0.2	
Room dimensions		View crosswise (C0)					View endwise (C90)				
x	y										
2H	2H	16.3	17.5	16.7	17.8	18.1	16.3	17.5	16.7	17.8	18.1
	3H	16.3	17.4	16.7	17.7	18.1	16.3	17.4	16.7	17.7	18.1
	4H	16.4	17.3	16.8	17.7	18.0	16.4	17.3	16.8	17.7	18.0
	6H	16.4	17.3	16.8	17.6	18.0	16.4	17.3	16.8	17.6	18.0
	8H	16.5	17.2	17.0	17.6	18.0	16.5	17.2	17.0	17.6	18.0
	12H	16.5	17.1	16.9	17.5	17.9	16.5	17.1	16.9	17.5	17.9
4H	2H	16.2	17.1	16.6	17.5	17.8	16.2	17.1	16.6	17.5	17.8
	3H	16.2	17.0	16.6	17.4	17.8	16.2	17.0	16.6	17.4	17.8
	4H	16.3	17.0	16.7	17.4	17.8	16.3	17.0	16.7	17.4	17.8
	6H	16.4	17.0	16.9	17.4	17.9	16.4	17.0	16.9	17.4	17.9
	8H	16.4	16.9	16.9	17.4	17.9	16.4	16.9	16.9	17.4	17.9
	12H	16.5	16.9	17.0	17.3	17.8	16.5	16.9	17.0	17.3	17.8
8H	4H	16.3	16.8	16.7	17.2	17.7	16.3	16.8	16.7	17.2	17.7
	6H	16.4	16.8	16.9	17.3	17.8	16.4	16.8	16.9	17.3	17.8
	8H	16.4	16.8	16.9	17.3	17.8	16.4	16.8	16.9	17.3	17.8
	12H	16.5	16.7	17.0	17.2	17.8	16.5	16.7	17.0	17.2	17.8
12H	4H	16.3	16.7	16.8	17.2	17.7	16.3	16.7	16.8	17.2	17.7
	6H	16.4	16.7	16.9	17.2	17.8	16.4	16.7	16.9	17.2	17.8
	8H	16.5	16.7	17.0	17.2	17.8	16.5	16.7	17.0	17.2	17.8

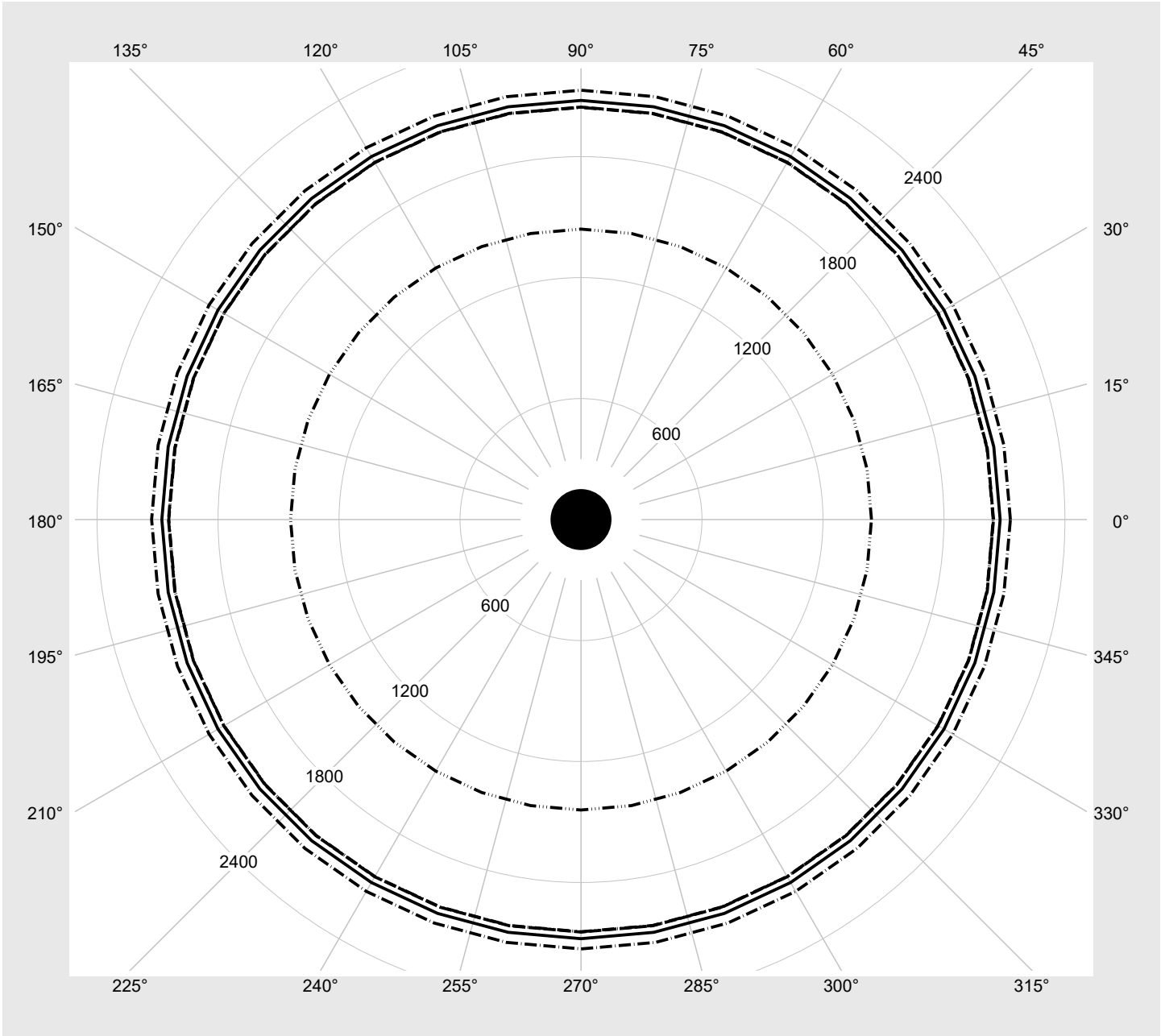
Luminance table	Max. for $\gamma \geq 65^\circ$	Photometric dimensions in mm: D = 182
------------------------	---------------------------------	---------------------------------------

C-planes		0°
γ	Luminance in cd/m ²	
45°	3601.4	
50°	2760.1	
55°	2453.8	
60°	2238.5	
65°	2078.8	
70°	2045.8	
75°	2129.4	
80°	2044.3	
85°	1440.6	

Photometric test report

Family Lunis 21	Order number: 51DB19EF91C EAN: 4069025012937	LP number 59583_10
---------------------------	---	------------------------------

Luminance values in cd/m² γ 65° γ 70° γ 75° γ 80° γ 85° **siteco**



Photometric test report

Family Lunis 21	Order number: 51DB19EF91C EAN: 4069025012937	LP number 59583_10
---------------------------	---	------------------------------

Multilumen Table	environmental temperature: 25°C	siteco
-------------------------	---------------------------------	---------------

DIP-Step	Switch Setting				Luminous flux [lm]	Power consumption [W]
	1	2	3	4		
12	ON	ON	OFF	OFF	3940	25.4
11	ON	OFF	ON	ON	3480	21.7
10	ON	OFF	ON	OFF	3330	20.6
9	ON	OFF	OFF	ON	3150	19.1
8	ON	OFF	OFF	OFF	2970	17.7
7	OFF	ON	ON	ON	2590	15.3
6	OFF	ON	ON	OFF	2310	13.6
5	OFF	ON	OFF	ON	2070	12.1
4	OFF	ON	OFF	OFF	1780	10.4
3	OFF	OFF	ON	ON	1670	9.7
2	OFF	OFF	ON	OFF	1390	8.0
1	OFF	OFF	OFF	ON	1060	6.1
0	OFF	OFF	OFF	OFF	770	4.4