


Lichttechnischer Prüfbefund

Familie
DL 11 iQ



Bestell-Nr.: 5XA5565AF14H000022 + 5XA54000XS
EAN: 4058352955666 + 4050737730073

LP-Nummer
59423_50

Ausführung Mastaufsatz- oder Montage am Wandausleger, Spreader-Element, strukturiert
Optik asymmetrisch, breit strahlend (ST1.2a)
Abdeckung Abdeckung klar, PMMA
Bestückung LED 2200 K | CRI ≥ 70
Betriebsgerät EVG SITECO iQ
Bemessungswerte Nettolichtstrom = 1480 lm
Systemleistung = 12.9 W
Lichtausbeute = 114.7 lm/W

Seriendokumentation
13.09.2023

siteco

Lichtstärke in cd/klm

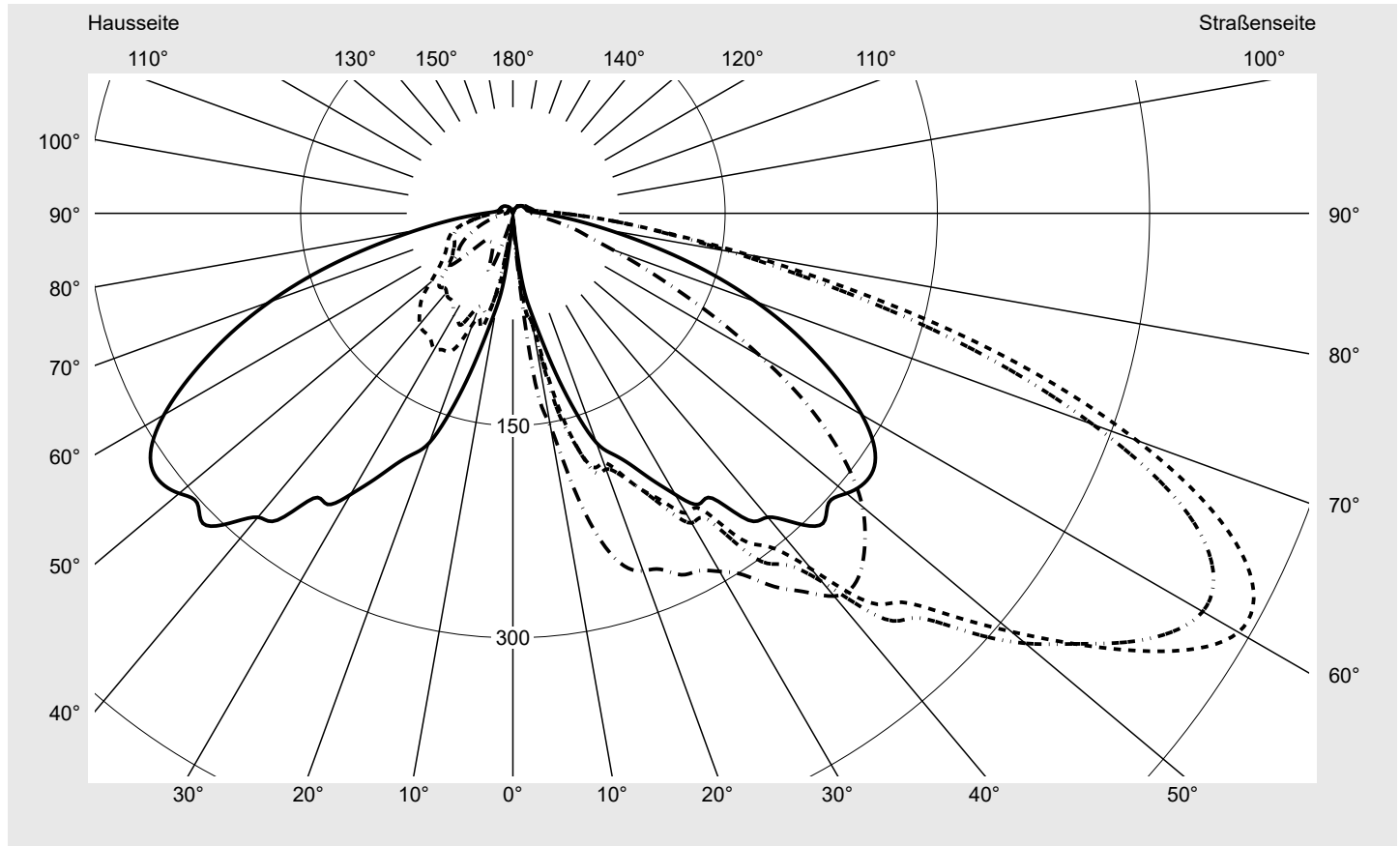
C180-0

C205-25

C210-30

C270-90

Imax: 592 cd/klm



Leuchtenbetriebswirkungsgrade

Eta	100.0%
Eta 0° - 90°	95.1%
Eta 90° - 180°	4.9%

Lichtstärkeklasse nach EN13201-2

Klasse:	G1
Imax 70°	469.3
Imax 80°	168.7
Imax 90°	35.3
Imax >90°	25.2
Imax >95°	18.8

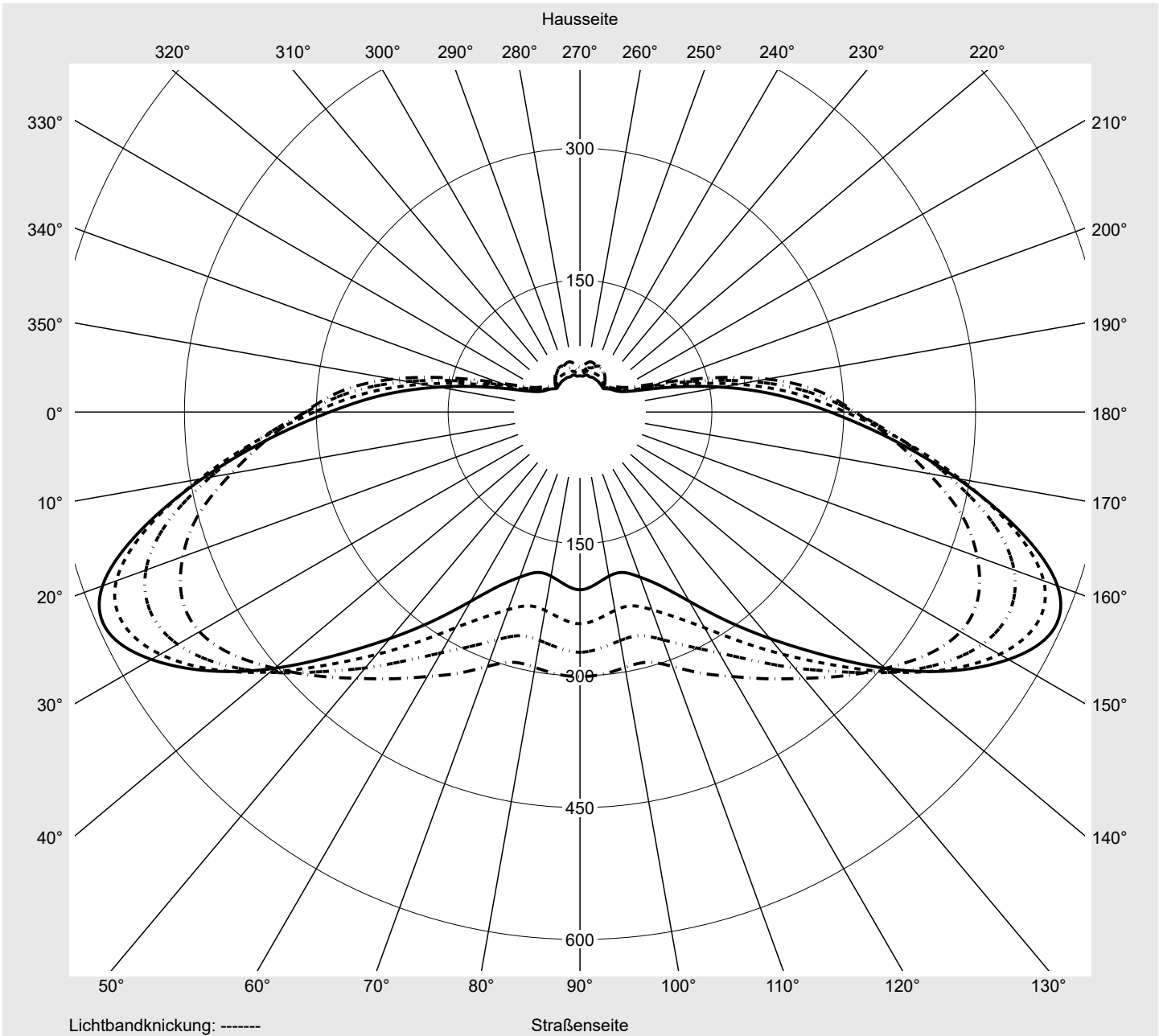
Messbedingungen

DIN EN 13032 und DIN 5032

Lichttechnischer Prüfbefund

Familie DL 11 iQ	Bestell-Nr.: 5XA5565AF14H000022 + 5XA54000XS EAN: 4058352955666 + 4050737730073	LP-Nummer 59423_50
----------------------------	--	------------------------------

Kegelmantelkurven in cd/klm **KMK 60°** **KMK 57,5°** **KMK 55°** **KMK 52,5°** **siteco**



Lichttechnischer Prüfbefund

Familie DL 11 iQ	Bestell-Nr.: 5XA5565AF14H000022 + 5XA54000XS EAN: 4058352955666 + 4050737730073	LP-Nummer 59423_50
Wertetabelle Lichtstärkemessung		Maximale Lichtstärke
		siteco

C- Ebenen	0° 180°	5° 175°	10° 170°	15° 165°	20° 160°	25° 155°	30° 150°	35° 145°	40° 140°	45° 135°	50° 130°	55° 125°	60° 120°
γ	Lichtstärke in cd/klm												
0,0°	4.9	4.9	4.9	4.9	4.9	4.9	4.9	4.9	4.9	4.9	4.9	4.9	4.9
2,5°	5.3	5.4	5.7	5.8	6.2	6.4	6.8	6.9	7.3	7.7	8.2	8.4	8.6
5,0°	10.3	11.6	13.2	15.2	18.3	22.1	26.2	29.3	31.5	33.4	34.2	34.9	35.8
7,5°	46.2	55.4	62.1	65.7	68.7	70.1	70.0	69.0	69.1	70.6	73.0	78.2	85.1
10,0°	68.1	68.8	70.7	72.6	74.3	76.6	81.1	88.8	99.9	113.0	125.4	135.7	141.0
12,5°	88.4	97.3	100.1	99.8	109.8	125.9	137.7	151.6	159.3	160.4	160.9	164.4	169.3
15,0°	116.9	122.8	143.4	157.3	166.0	166.9	167.9	171.5	178.0	182.6	185.5	191.4	198.1
17,5°	146.9	161.4	179.7	182.2	182.5	188.2	191.8	192.9	197.8	200.2	203.6	205.5	213.0
20,0°	172.5	175.6	182.8	188.6	188.1	187.6	192.4	193.8	197.9	203.4	205.1	211.3	219.8
22,5°	184.1	193.5	200.2	199.1	196.0	199.1	200.8	202.5	207.7	213.3	219.2	226.0	232.4
25,0°	195.6	198.7	205.6	212.0	212.0	215.6	215.6	220.5	224.7	231.3	237.9	244.2	252.9
27,5°	212.0	220.9	225.9	226.6	226.4	229.4	235.7	238.8	245.3	251.6	258.1	265.9	272.5
30,0°	229.5	229.1	236.7	238.1	238.8	244.6	252.7	259.0	267.6	277.4	284.0	289.9	297.2
32,5°	243.9	238.0	247.4	246.7	245.0	247.9	256.9	265.9	280.8	292.6	303.5	308.2	315.0
35,0°	245.8	248.8	258.8	262.2	271.4	281.0	296.7	301.7	315.7	323.1	331.8	334.9	341.1
37,5°	273.3	275.2	279.1	283.8	288.3	296.9	312.6	323.2	339.0	345.5	357.8	358.3	361.4
40,0°	280.3	285.4	291.6	295.8	305.8	328.3	339.9	354.3	366.5	377.9	384.1	386.9	387.2
42,5°	297.2	307.0	319.5	331.3	347.1	373.0	388.9	400.3	404.4	406.2	405.7	402.7	395.8
45,0°	309.9	323.1	337.2	350.8	366.4	388.7	404.2	413.7	417.2	418.2	414.2	405.5	396.4
47,5°	302.8	324.5	346.3	370.2	392.6	421.1	438.5	443.8	436.8	427.5	415.1	401.2	390.0
50,0°	307.9	341.1	374.7	408.9	435.5	460.0	472.8	464.8	445.5	429.9	409.2	388.4	370.9
52,5°	313.1	357.3	402.7	449.0	480.8	499.7	499.9	481.5	453.5	424.4	395.5	370.4	347.5
55,0°	311.9	368.0	427.2	486.0	525.5	538.9	528.5	499.5	460.6	417.8	380.0	345.2	316.4
57,5°	302.2	367.8	439.5	509.7	561.3	572.6	551.2	510.4	460.0	406.9	360.0	318.7	283.4
60,0°	284.8	356.1	436.1	516.4	578.1	592.1	563.0	513.5	453.5	390.7	336.4	289.5	248.6
62,5°	262.1	335.4	420.9	507.0	574.4	590.3	558.4	504.0	439.6	371.9	312.4	261.9	218.0
65,0°	237.1	309.7	395.6	484.4	553.9	568.3	536.3	480.5	416.0	347.4	285.3	232.6	188.3
67,5°	211.0	281.8	365.6	450.9	516.9	526.8	495.2	442.2	380.3	315.8	256.6	206.4	161.7
70,0°	182.8	249.8	327.7	407.4	465.6	469.3	436.2	390.8	334.6	275.9	225.7	182.5	143.8
72,5°	153.4	212.6	280.4	350.9	400.1	400.6	369.0	331.3	283.1	236.3	192.5	153.9	121.0
75,0°	122.9	170.3	225.0	281.1	321.3	321.9	293.2	262.9	221.6	178.6	150.2	127.8	102.2
77,5°	93.8	127.4	166.7	207.8	237.5	238.6	216.8	194.2	163.0	135.0	120.5	110.2	98.2
80,0°	69.9	92.4	118.9	147.1	167.9	168.7	156.6	143.3	124.5	104.5	91.4	82.2	70.2
82,5°	51.4	65.6	82.0	99.9	112.6	114.4	110.3	106.5	96.6	80.9	65.7	58.2	47.0
85,0°	37.7	46.6	57.1	68.0	76.3	78.2	77.9	76.9	70.7	56.3	47.9	42.5	35.4
87,5°	27.1	32.9	39.5	46.3	51.2	52.5	51.9	51.4	47.5	40.3	35.6	32.2	28.3
90,0°	20.3	23.7	27.5	31.3	34.4	35.3	35.2	35.1	33.1	30.1	27.9	26.3	24.0
92,5°	15.6	17.5	19.3	21.3	23.2	24.2	24.8	25.2	24.6	23.4	22.7	22.2	21.3
95,0°	13.0	13.9	14.9	16.2	17.3	18.0	18.7	19.2	19.2	18.9	19.0	19.4	19.6
97,5°	11.6	12.1	12.7	13.3	14.0	14.5	15.0	15.5	15.7	15.8	17.5	17.1	18.2
100,0°	10.6	11.1	11.3	11.9	12.1	12.4	12.8	13.1	13.3	13.7	14.2	15.0	16.2
102,5°	10.0	10.2	10.6	10.9	11.2	11.3	11.6	11.8	11.9	12.1	12.8	13.4	14.7
105,0°	10.0	10.1	10.4	10.7	10.7	10.9	11.1	11.2	11.3	11.6	11.9	12.4	13.2
107,5°	9.7	10.0	10.1	10.4	10.4	10.7	10.7	10.9	11.1	11.2	11.5	11.8	12.3
110,0°	9.6	9.7	10.0	10.1	10.4	10.4	10.6	10.7	10.7	10.9	11.2	11.2	11.6
112,5°	9.3	9.7	9.9	10.0	10.0	10.2	10.4	10.4	10.5	10.6	10.7	10.9	11.1

Lichttechnischer Prüfbefund

Familie DL 11 iQ	Bestell-Nr.: 5XA5565AF14H000022 + 5XA54000XS EAN: 4058352955666 + 4050737730073	LP-Nummer 59423_50
Wertetabelle Lichtstärkemessung		Maximale Lichtstärke
		siteco

C- Ebenen	65° 115°	70° 110°	75° 105°	80° 100°	85° 95°	90°	185° 355°	190° 350°	195° 345°	200° 340°	205° 335°	210° 330°	215° 325°
γ	Lichtstärke in cd/klm												
0,0°	4.9	4.9	4.9	4.9	4.9	4.9	4.9	4.9	4.9	4.9	4.9	4.9	4.9
2,5°	9.1	9.1	9.1	9.3	9.3	9.3	5.0	4.8	4.7	4.6	4.3	4.3	4.3
5,0°	36.7	36.8	37.4	37.9	36.2	35.0	8.9	7.8	7.1	6.5	5.7	5.2	4.8
7,5°	94.6	100.3	108.4	113.8	119.4	120.8	38.2	29.6	19.3	13.3	9.5	7.2	6.0
10,0°	144.0	144.4	144.7	145.8	149.6	152.8	69.5	69.8	66.3	58.4	45.7	32.5	21.8
12,5°	179.0	185.1	189.3	193.3	198.8	199.0	83.3	76.7	72.3	65.5	64.6	64.6	59.7
15,0°	209.2	220.4	228.5	232.3	235.7	239.1	110.6	101.6	98.0	85.5	83.6	73.0	65.4
17,5°	220.5	230.2	240.2	248.5	257.0	261.2	124.3	111.7	98.1	86.1	77.9	70.0	61.8
20,0°	229.7	241.5	252.7	257.4	264.2	268.9	158.3	143.9	122.7	101.2	83.5	70.5	58.6
22,5°	239.8	248.7	259.0	262.9	267.7	272.3	176.1	161.9	143.4	121.5	100.4	77.3	57.8
25,0°	260.9	265.7	272.4	275.9	279.4	281.9	187.6	170.6	150.0	128.7	108.0	87.1	66.6
27,5°	276.6	279.5	286.6	285.9	284.6	284.8	200.4	179.8	158.7	134.3	108.6	84.5	63.5
30,0°	297.5	295.3	296.7	294.2	291.7	292.3	216.5	193.3	168.4	139.5	110.8	83.3	62.1
32,5°	314.4	312.2	310.9	306.7	302.2	302.9	231.3	209.5	178.9	141.6	107.4	78.5	58.9
35,0°	336.5	330.3	325.4	325.0	322.5	322.1	228.9	203.6	176.3	140.7	104.9	75.1	56.6
37,5°	361.7	356.6	348.1	344.9	339.8	336.9	261.8	230.2	191.5	146.8	104.4	75.0	57.9
40,0°	383.1	369.9	355.7	352.3	352.9	353.2	265.3	237.8	193.7	146.2	102.4	73.0	58.2
42,5°	387.7	372.8	358.9	356.2	356.6	356.7	275.8	238.6	186.7	140.7	97.7	71.5	59.7
45,0°	387.8	370.2	352.7	348.1	349.1	349.6	289.5	246.2	189.6	134.8	92.6	73.4	63.8
47,5°	376.0	353.5	337.0	335.7	337.5	337.6	278.7	233.8	173.0	120.5	86.1	69.0	59.0
50,0°	354.3	332.8	318.6	318.9	321.5	322.5	275.8	225.9	163.5	111.2	76.0	61.3	54.0
52,5°	327.9	308.0	294.8	295.0	299.3	301.0	272.6	215.9	149.1	96.4	68.1	56.0	50.1
55,0°	294.1	275.7	263.4	264.0	269.6	273.3	261.3	199.5	135.2	87.1	62.2	52.1	47.3
57,5°	257.5	239.3	228.3	229.1	236.2	240.8	244.8	182.1	122.3	79.5	58.4	50.2	46.0
60,0°	218.4	199.9	189.0	189.6	197.0	202.2	224.2	163.2	109.6	72.5	55.0	47.9	44.4
62,5°	184.5	163.5	152.7	153.9	160.3	164.4	202.2	145.6	98.7	67.7	52.9	46.5	43.4
65,0°	153.3	130.7	119.4	121.1	126.2	128.2	178.4	128.0	88.7	62.8	50.8	45.5	43.2
67,5°	126.6	103.3	92.1	92.6	97.0	98.6	156.3	112.8	80.3	59.2	49.5	45.2	43.1
70,0°	104.7	81.3	70.2	69.4	73.1	74.6	134.4	99.5	73.0	55.4	47.6	44.1	42.3
72,5°	87.0	64.4	54.2	52.4	55.2	57.5	113.5	86.0	65.5	51.3	45.2	42.5	40.6
75,0°	72.1	51.5	42.4	40.5	44.0	47.7	92.4	72.3	57.3	46.1	41.4	39.1	36.8
77,5°	61.8	41.8	33.9	31.8	34.4	37.1	72.1	58.4	48.5	40.1	36.7	34.7	32.3
80,0°	47.7	33.7	27.7	25.7	26.8	27.8	55.6	46.6	39.6	33.9	31.5	29.8	27.8
82,5°	35.8	27.3	22.5	20.9	20.9	21.4	42.1	36.4	31.8	27.9	26.1	24.9	23.1
85,0°	28.5	22.5	18.9	17.5	17.3	17.4	32.0	28.4	25.4	22.9	21.5	20.8	19.0
87,5°	23.7	19.6	16.8	15.5	14.7	14.6	23.8	21.5	19.8	18.0	17.2	16.6	15.2
90,0°	21.3	18.5	16.3	14.9	14.0	13.5	18.0	16.6	15.1	13.7	12.7	11.9	10.7
92,5°	20.2	18.2	16.5	15.0	14.3	13.8	14.4	13.2	12.1	11.1	10.0	9.3	8.6
95,0°	19.5	18.4	16.8	15.4	14.9	14.5	12.3	11.4	10.5	9.7	9.0	8.3	7.6
97,5°	18.8	18.0	16.6	15.6	15.0	14.9	10.9	10.2	9.7	9.0	8.3	7.7	7.3
100,0°	17.4	17.2	16.1	15.2	14.7	14.5	10.2	9.5	9.0	8.5	7.9	7.4	7.1
102,5°	15.7	15.8	15.2	14.6	14.0	13.8	9.7	9.2	8.8	8.3	7.8	7.4	6.9
105,0°	14.1	14.4	14.0	13.7	13.3	13.1	9.5	9.0	8.7	8.1	7.8	7.4	6.9
107,5°	12.8	13.1	13.0	12.8	12.7	12.5	9.4	9.0	8.6	8.1	7.8	7.4	6.9
110,0°	11.8	12.1	12.3	12.1	12.0	11.8	9.3	8.8	8.5	8.0	7.7	7.3	6.9
112,5°	11.2	11.4	11.3	11.4	11.4	11.4	9.0	8.7	8.5	8.0	7.6	7.3	6.9

Lichttechnischer Prüfbefund

Familie DL 11 iQ	Bestell-Nr.: 5XA5565AF14H000022 + 5XA54000XS EAN: 4058352955666 + 4050737730073	LP-Nummer 59423_50
----------------------------	--	------------------------------

siteco

Wertetabelle Lichtstärkemessung												Maximale Lichtstärke	
C- Ebenen	220° 320°	225° 315°	230° 310°	235° 305°	240° 300°	245° 295°	250° 290°	255° 285°	260° 280°	265° 275°	270°	Phi-Zone	Summe Phi-Zone
γ	Lichtstärke in cd/klm											Lichtstrom in lm/klm	
0,0°	4.9	4.9	4.9	4.9	4.9	4.9	4.9	4.9	4.9	4.9	4.9	0.0	0.0
2,5°	4.3	4.6	4.8	5.0	5.3	5.3	5.0	5.0	4.8	4.7	4.8	0.1	0.1
5,0°	4.5	4.3	4.1	4.0	3.8	3.8	3.6	3.6	3.8	3.6	3.7	0.4	0.5
7,5°	5.4	5.0	5.0	4.9	4.7	4.5	4.5	4.5	4.1	4.0	3.8	1.6	2.1
10,0°	15.2	9.2	6.6	5.6	5.2	4.7	4.5	4.3	4.3	4.3	4.1	3.2	5.4
12,5°	47.1	31.4	18.8	11.0	7.2	6.2	6.1	5.6	5.4	5.0	4.8	5.6	11.0
15,0°	60.8	58.1	54.1	43.5	29.1	18.9	11.8	7.8	6.5	5.9	5.5	8.5	19.5
17,5°	55.3	49.9	48.2	47.3	46.9	43.3	35.5	27.4	20.0	15.3	12.3	11.0	30.5
20,0°	49.0	44.2	42.9	41.0	39.4	40.5	41.8	42.8	42.9	40.0	33.7	13.2	43.7
22,5°	46.8	40.7	38.4	38.5	37.5	38.1	41.9	44.8	50.4	49.3	44.3	15.7	59.3
25,0°	51.1	40.1	36.3	36.3	36.4	35.4	44.3	46.7	47.5	41.5	37.8	18.3	77.7
27,5°	49.3	40.0	35.8	35.8	35.3	33.2	38.8	41.5	40.5	34.5	32.1	21.1	98.8
30,0°	48.2	40.1	35.7	35.6	34.7	32.5	34.4	37.2	35.7	30.3	28.5	24.1	122.8
32,5°	47.3	40.1	36.3	35.3	34.4	32.3	30.8	33.7	32.1	27.4	26.5	26.8	149.6
35,0°	46.6	39.6	35.9	35.4	34.4	32.1	29.5	31.4	30.1	26.1	25.5	30.4	180.0
37,5°	46.7	39.4	35.9	35.1	34.0	31.8	28.5	29.1	28.8	25.7	25.5	34.4	214.5
40,0°	49.2	41.5	37.3	35.6	35.2	32.1	27.8	28.0	28.1	25.4	25.9	38.2	252.7
42,5°	52.0	43.3	38.9	38.0	36.5	34.7	29.2	28.5	28.1	25.4	25.5	42.3	295.0
45,0°	52.6	42.7	40.9	42.1	42.3	40.4	36.2	34.4	31.4	26.9	26.1	45.3	340.3
47,5°	51.0	43.3	45.4	50.3	51.9	49.2	44.2	43.4	43.5	37.8	37.1	47.8	388.1
50,0°	47.0	43.0	46.8	51.7	54.8	53.8	51.5	52.3	52.8	53.3	56.9	50.3	438.4
52,5°	44.7	40.7	44.1	49.4	53.6	55.1	55.4	57.9	57.7	53.6	51.1	51.9	490.4
55,0°	42.8	39.7	43.1	47.9	52.3	55.9	55.5	52.1	50.9	47.4	46.9	52.8	543.2
57,5°	42.3	39.9	41.4	43.7	45.7	46.7	46.7	46.1	47.2	44.8	44.6	52.7	595.9
60,0°	41.1	37.8	38.5	39.4	40.6	41.1	41.8	41.6	42.8	41.0	41.2	51.4	647.3
62,5°	40.4	37.5	37.7	37.2	36.5	36.2	36.8	36.7	38.3	36.6	37.3	49.3	696.6
65,0°	40.7	37.2	36.9	35.0	32.6	31.5	32.0	31.7	33.2	31.8	32.5	46.3	742.9
67,5°	41.2	37.7	36.6	33.5	29.6	27.3	27.4	27.5	28.8	27.6	28.1	42.6	785.4
70,0°	40.9	37.2	35.3	30.8	26.4	23.2	23.1	23.2	24.3	23.6	24.0	38.1	823.5
72,5°	39.3	36.0	33.6	28.8	23.3	19.5	19.5	19.3	20.3	19.7	19.9	33.0	856.5
75,0°	35.6	32.5	29.7	25.4	21.4	16.2	16.2	16.0	16.7	16.3	16.5	27.0	883.5
77,5°	30.9	28.5	25.3	21.5	19.0	13.3	13.3	13.2	13.5	13.0	13.1	21.2	904.7
80,0°	26.1	23.8	20.9	17.5	14.6	11.4	11.0	10.7	10.9	10.6	10.4	16.1	920.8
82,5°	21.4	19.4	16.9	14.3	12.0	9.7	9.1	9.0	8.7	8.5	8.3	11.9	932.7
85,0°	17.6	15.9	14.1	12.5	10.9	8.3	7.8	7.5	7.3	6.9	6.6	8.9	941.5
87,5°	14.0	12.8	11.6	10.9	9.2	7.3	6.9	6.4	6.2	5.7	5.6	6.5	948.1
90,0°	9.8	8.8	8.1	7.1	6.6	6.2	5.8	5.5	5.4	5.0	4.9	4.9	953.0
92,5°	7.9	7.3	6.7	6.0	5.7	5.4	4.9	4.7	4.4	4.3	4.1	3.9	956.9
95,0°	7.1	6.7	6.1	5.7	5.4	4.9	4.7	4.3	4.2	4.0	3.9	3.4	960.3
97,5°	6.7	6.4	6.0	5.5	5.2	4.9	4.7	4.3	4.0	3.8	3.5	3.0	963.3
100,0°	6.7	6.2	5.9	5.5	5.2	4.9	4.5	4.3	4.1	3.8	3.5	2.8	966.1
102,5°	6.7	6.2	5.9	5.6	5.2	4.9	4.5	4.3	4.1	3.8	3.5	2.6	968.6
105,0°	6.6	6.2	5.9	5.5	5.2	4.9	4.7	4.3	4.0	3.8	3.5	2.4	971.1
107,5°	6.6	6.2	5.9	5.5	5.2	4.9	4.7	4.3	4.1	3.8	3.5	2.3	973.4
110,0°	6.6	6.2	5.9	5.5	5.2	4.9	4.7	4.3	4.1	3.8	3.5	2.2	975.6
112,5°	6.6	6.2	5.9	5.5	5.2	4.9	4.7	4.3	4.2	3.8	3.5	2.1	977.8

Lichttechnischer Prüfbefund

Familie DL 11 iQ	Bestell-Nr.: 5XA5565AF14H000022 + 5XA54000XS EAN: 4058352955666 + 4050737730073	LP-Nummer 59423_50
Wertetabelle Lichtstärkemessung		Maximale Lichtstärke
		siteco

C- Ebenen	0° 180°	5° 175°	10° 170°	15° 165°	20° 160°	25° 155°	30° 150°	35° 145°	40° 140°	45° 135°	50° 130°	55° 125°	60° 120°
γ	Lichtstärke in cd/klm												
115,0°	9.3	9.4	9.7	9.7	10.0	10.0	10.0	10.0	10.2	10.4	10.4	10.5	10.6
117,5°	9.0	9.2	9.3	9.5	9.7	9.7	9.9	10.0	10.0	10.0	10.0	10.2	10.4
120,0°	9.0	9.0	9.3	9.3	9.3	9.5	9.5	9.7	9.7	9.7	10.0	10.0	10.0
122,5°	8.6	8.8	9.0	9.0	9.3	9.3	9.3	9.3	9.3	9.3	9.3	9.7	9.7
125,0°	8.5	8.6	8.7	9.0	9.0	9.0	9.0	9.0	9.0	9.1	9.3	9.3	9.3
127,5°	8.3	8.3	8.3	8.6	8.6	8.6	8.6	8.6	8.8	8.8	9.0	9.0	9.0
130,0°	7.9	7.9	8.1	8.3	8.3	8.3	8.3	8.6	8.5	8.6	8.6	8.6	8.6
132,5°	7.6	7.6	7.6	7.9	7.9	7.9	7.9	8.1	8.3	8.3	8.3	8.3	8.3
135,0°	7.2	7.3	7.3	7.6	7.6	7.6	7.6	7.6	7.9	7.9	7.9	7.9	7.9
137,5°	6.7	6.9	6.9	7.1	7.3	7.3	7.3	7.3	7.4	7.6	7.6	7.6	7.6
140,0°	6.2	6.4	6.6	6.6	6.9	6.9	6.9	6.9	7.1	7.3	7.3	7.3	7.3
142,5°	6.0	6.1	6.2	6.3	6.6	6.6	6.6	6.6	6.7	6.9	6.9	6.9	6.9
145,0°	5.7	5.9	5.9	5.9	6.2	6.2	6.2	6.2	6.4	6.6	6.6	6.6	6.6
147,5°	5.2	5.4	5.5	5.5	5.7	5.9	5.9	5.9	5.9	6.1	6.2	6.2	6.2
150,0°	4.8	4.7	4.8	5.0	5.2	5.2	5.2	5.3	5.4	5.5	5.5	5.5	5.5
152,5°	4.1	4.1	4.1	4.3	4.5	4.4	4.5	4.5	4.5	4.7	4.8	4.8	4.8
155,0°	3.1	3.1	3.3	3.3	3.5	3.5	3.6	3.6	3.6	3.7	3.8	3.8	3.8
157,5°	2.4	2.3	2.4	2.4	2.4	2.6	2.6	2.6	2.6	2.6	2.8	2.6	2.6
160,0°	1.7	1.7	1.7	1.7	1.7	1.7	1.8	1.8	1.7	1.7	1.8	1.9	1.8
162,5°	1.6	1.6	1.5	1.4	1.4	1.5	1.6	1.4	1.4	1.5	1.6	1.5	1.4
165,0°	1.5	1.4	1.4	1.4	1.4	1.4	1.4	1.4	1.4	1.4	1.4	1.4	1.4
167,5°	1.4	1.4	1.4	1.6	1.6	1.4	1.4	1.4	1.4	1.4	1.4	1.4	1.4
170,0°	1.4	1.4	1.4	1.4	1.3	1.3	1.2	1.4	1.4	1.4	1.4	1.4	1.4
172,5°	0.0	0.0	0.0	0.0	0.0	0.0	0.0	0.0	0.0	0.0	0.0	0.0	0.0
175,0°	0.0	0.0	0.0	0.0	0.0	0.0	0.0	0.0	0.0	0.0	0.0	0.0	0.0
177,5°	0.0	0.0	0.0	0.0	0.0	0.0	0.0	0.0	0.0	0.0	0.0	0.0	0.0
180,0°	0.0	0.0	0.0	0.0	0.0	0.0	0.0	0.0	0.0	0.0	0.0	0.0	0.0

Lichttechnischer Prüfbefund

Familie DL 11 iQ	Bestell-Nr.: 5XA5565AF14H000022 + 5XA54000XS EAN: 4058352955666 + 4050737730073	LP-Nummer 59423_50
----------------------------	--	------------------------------

Wertetabelle Lichtstärkemessung	Maximale Lichtstärke	siteco
--	-----------------------------	---------------

C- Ebenen	65° 115°	70° 110°	75° 105°	80° 100°	85° 95°	90°	185° 355°	190° 350°	195° 345°	200° 340°	205° 335°	210° 330°	215° 325°
γ	Lichtstärke in cd/klm												
115,0°	10.7	10.9	10.9	10.9	11.1	11.1	9.0	8.7	8.5	8.1	7.6	7.3	6.9
117,5°	10.4	10.5	10.5	10.6	10.7	10.7	9.0	8.6	8.3	7.9	7.6	7.3	6.9
120,0°	10.0	10.2	10.2	10.4	10.4	10.4	8.7	8.5	8.3	7.9	7.5	7.3	6.9
122,5°	9.7	9.7	9.7	9.7	9.7	9.7	8.6	8.3	7.9	7.6	7.4	7.1	6.7
125,0°	9.3	9.3	9.3	9.3	9.3	9.3	8.3	8.0	7.9	7.6	7.3	7.1	6.7
127,5°	9.0	9.0	9.0	9.0	9.0	9.0	8.0	7.9	7.6	7.4	7.1	6.9	6.6
130,0°	8.6	8.6	8.6	8.6	9.0	8.7	7.6	7.6	7.3	7.3	6.9	6.6	6.4
132,5°	8.3	8.3	8.3	8.4	8.6	8.6	7.3	7.3	6.9	6.7	6.6	6.4	6.1
135,0°	7.9	7.9	7.9	7.9	8.3	8.3	6.9	6.9	6.6	6.5	6.2	6.0	5.7
137,5°	7.6	7.6	7.6	7.6	7.9	7.7	6.6	6.3	6.2	5.9	5.9	5.5	5.5
140,0°	7.3	7.3	7.3	7.3	7.6	7.3	6.2	6.2	5.9	5.7	5.5	5.5	5.2
142,5°	6.9	6.9	6.9	6.9	7.3	7.0	5.9	5.8	5.6	5.5	5.4	5.2	4.9
145,0°	6.6	6.6	6.6	6.6	6.8	6.6	5.5	5.5	5.2	5.2	5.0	4.8	4.7
147,5°	6.2	6.2	6.2	6.2	6.4	6.3	5.2	4.9	4.8	4.8	4.7	4.5	4.3
150,0°	5.7	5.7	5.6	5.7	5.9	5.9	4.5	4.5	4.3	4.1	4.1	4.0	3.8
152,5°	4.8	4.8	4.8	4.8	4.8	4.8	3.8	3.8	3.7	3.5	3.5	3.3	3.1
155,0°	3.8	3.8	3.8	3.8	3.8	3.8	3.0	2.9	2.8	2.8	2.6	2.6	2.4
157,5°	2.8	2.8	2.8	2.8	2.8	2.8	2.3	2.2	2.1	2.1	2.1	2.1	1.9
160,0°	1.9	1.8	1.7	1.8	1.9	1.8	1.7	1.7	1.7	1.7	1.7	1.7	1.7
162,5°	1.7	1.4	1.4	1.4	1.6	1.5	1.7	1.7	1.6	1.4	1.6	1.4	1.4
165,0°	1.4	1.4	1.4	1.4	1.4	1.4	1.4	1.4	1.4	1.4	1.4	1.4	1.4
167,5°	1.4	1.4	1.4	1.4	1.4	1.4	1.4	1.4	1.4	1.4	1.4	1.4	1.4
170,0°	1.4	1.4	1.4	1.4	1.4	1.4	1.4	1.4	1.4	1.4	1.4	1.4	1.4
172,5°	0.0	0.0	0.0	0.0	0.0	0.0	0.0	0.0	0.0	0.0	0.0	0.0	0.0
175,0°	0.0	0.0	0.0	0.0	0.0	0.0	0.0	0.0	0.0	0.0	0.0	0.0	0.0
177,5°	0.0	0.0	0.0	0.0	0.0	0.0	0.0	0.0	0.0	0.0	0.0	0.0	0.0
180,0°	0.0	0.0	0.0	0.0	0.0	0.0	0.0	0.0	0.0	0.0	0.0	0.0	0.0

Lichttechnischer Prüfbefund

Familie DL 11 iQ	Bestell-Nr.: 5XA5565AF14H000022 + 5XA54000XS EAN: 4058352955666 + 4050737730073	LP-Nummer 59423_50
Wertetabelle Lichtstärkemessung		Maximale Lichtstärke
		siteco

C- Ebenen	220° 320°	225° 315°	230° 310°	235° 305°	240° 300°	245° 295°	250° 290°	255° 285°	260° 280°	265° 275°	270°	Phi-Zone	Summe Phi-Zone
γ	Lichtstärke in cd/klm											Lichtstrom in lm/klm	
115,0°	6.6	6.2	5.9	5.6	5.2	4.9	4.8	4.5	4.2	3.8	3.8	2.1	979.9
117,5°	6.6	6.2	5.9	5.6	5.2	5.0	4.8	4.5	4.2	4.1	3.8	2.0	981.8
120,0°	6.6	6.2	5.9	5.5	5.2	4.9	4.8	4.5	4.2	4.1	3.8	1.9	983.8
122,5°	6.4	6.2	5.9	5.5	5.2	4.9	4.7	4.5	4.2	4.1	3.8	1.8	985.6
125,0°	6.4	6.0	5.8	5.5	5.2	4.9	4.7	4.3	4.1	4.1	3.8	1.7	987.3
127,5°	6.2	6.0	5.7	5.5	5.2	4.9	4.7	4.3	4.2	4.1	3.9	1.6	988.9
130,0°	6.2	5.9	5.5	5.4	5.2	4.8	4.7	4.3	4.2	4.1	3.8	1.5	990.4
132,5°	5.9	5.5	5.2	5.2	4.8	4.5	4.5	4.2	4.1	3.8	3.8	1.4	991.8
135,0°	5.5	5.4	5.2	4.8	4.5	4.5	4.3	4.1	3.8	3.8	3.5	1.3	993.0
137,5°	5.2	5.2	4.8	4.5	4.5	4.2	4.0	4.0	3.8	3.8	3.5	1.2	994.2
140,0°	4.9	4.8	4.5	4.5	4.2	4.0	4.0	3.8	3.8	3.6	3.5	1.0	995.2
142,5°	4.8	4.5	4.5	4.5	4.1	4.0	4.0	3.8	3.7	3.6	3.5	1.0	996.2
145,0°	4.5	4.5	4.2	4.1	4.1	3.8	3.6	3.7	3.6	3.5	3.5	0.9	997.0
147,5°	4.1	4.1	3.8	3.8	3.8	3.6	3.5	3.5	3.3	3.3	3.4	0.7	997.8
150,0°	3.8	3.5	3.5	3.5	3.1	3.1	2.9	2.9	2.8	2.8	2.8	0.6	998.4
152,5°	3.1	2.9	2.8	2.8	2.7	2.5	2.4	2.4	2.4	2.4	2.1	0.5	998.9
155,0°	2.4	2.3	2.1	2.1	2.1	2.1	2.1	2.1	2.1	1.9	1.7	0.3	999.2
157,5°	1.9	1.7	1.7	1.7	1.7	1.7	1.7	1.7	1.7	1.7	1.7	0.2	999.5
160,0°	1.7	1.7	1.7	1.7	1.7	1.6	1.5	1.6	1.4	1.4	1.4	0.2	999.6
162,5°	1.5	1.4	1.4	1.4	1.4	1.4	1.4	1.4	1.4	1.4	1.4	0.1	999.8
165,0°	1.4	1.4	1.4	1.4	1.4	1.4	1.4	1.4	1.4	1.4	1.4	0.1	999.9
167,5°	1.4	1.4	1.6	1.6	1.4	1.4	1.4	1.4	1.4	1.4	1.4	0.1	999.9
170,0°	1.4	1.4	1.4	1.4	1.4	1.4	1.4	1.4	1.4	1.4	1.4	0.1	1000.0
172,5°	0.0	0.0	0.0	0.0	0.0	0.0	0.0	0.0	0.0	0.0	0.0	0.0	1000.0
175,0°	0.0	0.0	0.0	0.0	0.0	0.0	0.0	0.0	0.0	0.0	0.0	0.0	1000.0
177,5°	0.0	0.0	0.0	0.0	0.0	0.0	0.0	0.0	0.0	0.0	0.0	0.0	1000.0
180,0°	0.0	0.0	0.0	0.0	0.0	0.0	0.0	0.0	0.0	0.0	0.0	0.0	1000.0

Lichttechnischer Prüfbefund

Familie DL 11 iQ	Bestell-Nr.: 5XA5565AF14H000022 + 5XA54000XS EAN: 4058352955666 + 4050737730073	LP-Nummer 59423_50
Dimmstufen-Tabelle		Umgebungstemperatur: 25°C
siteco		

Lichtstrom [%]	Dimmstufe linear	Dimmstufe logarithmisch	Lichtstrom [lm]	Systemleistung [W] Lebensdauerbeginn	Systemleistung [W] Lebensdauerende	Systemleistung [W] Durchschnitt
100	254	254	1480	12.9	13.3	13.1
95	241	252	1404	12.2	12.6	12.4
90	229	250	1334	11.5	11.9	11.7
85	216	248	1259	10.7	11.1	10.9
80	203	246	1183	10.1	10.5	10.3
75	190	243	1107	9.4	9.8	9.6
70	178	241	1037	8.9	9.1	9.0
65	165	238	961	8.2	8.4	8.3
60	152	235	886	7.6	7.8	7.7
55	140	232	816	7.0	7.2	7.1
50	127	229	740	6.4	6.6	6.5
45	114	225	664	5.8	6.0	5.9
40	102	221	594	5.3	5.4	5.4
35	89	216	519	4.8	4.9	4.8
30	76	210	443	4.3	4.3	4.3
25	63	203	367	3.7	3.8	3.8
24	60	201	350	3.5	3.7	3.6