


Lichttechnischer Prüfbefund

Familie

Licross® 21 Protected



Bestell-Nr.: 52TD13CN4C5S

EAN: 4058352902929

LP-Nummer

58527_57

Ausführung

Prismenabdeckung, satiniert, extrem eng strahlend

Bestückung

LED 4000 K | CRI ≥ 80

Betriebsgerät

EVG-Multilumen CLOi

Bemessungswerte

Nettolichtstrom = 12680 lm

Systemleistung = 68.9 W

Lichtausbeute = 184 lm/W

Seriendokumentation
17.08.2023

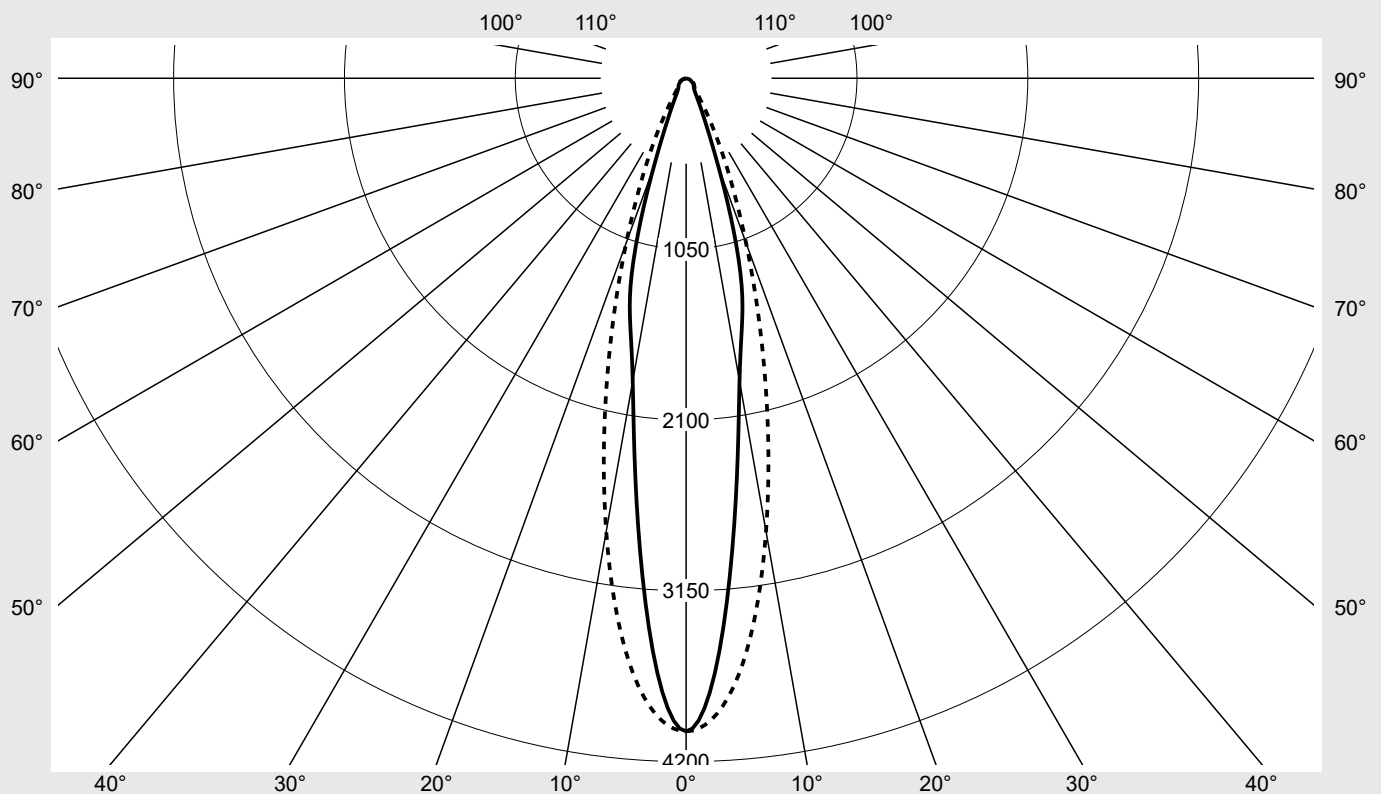
SITECO

Lichtstärke in cd/klm

C180-0

C270-90

Imax: 4014 cd/klm



Klassifizierungen

DIN 5040 A 8 1
 CIE N1=89 N2=96 N3=99
 N4=100 N5=100

Leuchtenbetriebswirkungsgrade

η_{LB} 100,0%
 ϕ_u 99,7%
 ϕ_o 0,3%

Messbedingungen

DIN EN 13032 und DIN 5032

Lichttechnischer Prüfbefund

| | | |
|---|---|-------------------------------------|
| Familie Licross® 21 Protected | Bestell-Nr.: 52TD13CN4C5S EAN: 4058352902929 | LP-Nummer 58527_57 |
|---|---|-------------------------------------|

| | | |
|--|-----------------------------|---------------|
| Wertetabelle Lichtstärkemessung | Maximale Lichtstärke | sITeco |
|--|-----------------------------|---------------|

| C- Ebenen | 0° 180° | 15° | 30° | 45° | 60° | 75° | 90° 270° | Phi-Zone | Summe Phi-Zone |
|-----------------------|------------|----------------------|----------------------|----------------------|----------------------|----------------------|-------------|----------|-------------------|
| | | 165° 195° 345° | 150° 210° 330° | 135° 225° 315° | 120° 240° 300° | 105° 255° 285° | | | |
| γ | | | | | | | | | |
| Lichtstärke in cd/klm | | | | | | | | | |
| Lichtstrom in lm/klm | | | | | | | | | |
| 0° | 4014.0 | 4014.0 | 4014.0 | 4014.0 | 4014.0 | 4014.0 | 4014.0 | 24.0 | 24.0 |
| 5° | 3075.0 | 3073.4 | 3140.6 | 3286.7 | 3470.0 | 3619.0 | 3684.9 | 159.0 | 183.0 |
| 10° | 1889.9 | 1876.2 | 1856.5 | 1927.7 | 2182.7 | 2591.5 | 2828.1 | 203.0 | 386.0 |
| 15° | 1318.5 | 1331.1 | 1324.1 | 1227.2 | 1167.4 | 1498.4 | 1861.2 | 192.4 | 578.4 |
| 20° | 585.4 | 606.8 | 689.8 | 798.0 | 693.5 | 737.0 | 1075.9 | 136.1 | 714.5 |
| 25° | 239.7 | 246.3 | 276.4 | 361.8 | 426.5 | 351.4 | 567.8 | 79.8 | 794.2 |
| 30° | 128.7 | 127.4 | 129.3 | 152.0 | 214.6 | 178.7 | 273.1 | 45.8 | 840.1 |
| 35° | 88.6 | 83.8 | 76.3 | 80.1 | 101.4 | 103.4 | 134.8 | 29.2 | 869.2 |
| 40° | 73.1 | 66.6 | 55.1 | 52.3 | 60.4 | 70.8 | 85.4 | 22.6 | 891.8 |
| 45° | 65.6 | 58.2 | 44.9 | 39.5 | 42.7 | 55.1 | 71.6 | 20.0 | 911.8 |
| 50° | 58.1 | 50.6 | 38.4 | 32.4 | 32.8 | 44.4 | 65.0 | 18.2 | 930.0 |
| 55° | 47.1 | 41.7 | 33.1 | 27.2 | 26.3 | 35.1 | 57.2 | 16.1 | 946.1 |
| 60° | 37.8 | 33.0 | 27.8 | 22.9 | 21.3 | 27.1 | 47.5 | 13.8 | 959.9 |
| 65° | 30.0 | 25.5 | 22.6 | 19.4 | 17.3 | 20.3 | 35.6 | 11.4 | 971.3 |
| 70° | 23.9 | 19.8 | 17.3 | 16.1 | 13.9 | 14.7 | 23.4 | 9.1 | 980.4 |
| 75° | 19.2 | 15.7 | 12.9 | 12.9 | 10.8 | 10.0 | 13.4 | 6.9 | 987.3 |
| 80° | 14.6 | 12.1 | 9.7 | 9.6 | 7.9 | 6.2 | 6.6 | 5.0 | 992.4 |
| 85° | 10.5 | 9.0 | 7.3 | 6.7 | 5.6 | 3.2 | 2.3 | 3.5 | 995.8 |
| 90° | 7.5 | 6.5 | 5.5 | 4.5 | 3.7 | 1.4 | 0.2 | 2.3 | 998.2 |
| 95° | 6.1 | 5.4 | 4.5 | 3.6 | 2.8 | 0.8 | 0.2 | 1.8 | 1000.0 |
| 100° | 0.0 | 0.0 | 0.0 | 0.0 | 0.0 | 0.0 | 0.0 | 0.0 | 1000.0 |
| 105° | 0.0 | 0.0 | 0.0 | 0.0 | 0.0 | 0.0 | 0.0 | 0.0 | 1000.0 |
| 110° | 0.0 | 0.0 | 0.0 | 0.0 | 0.0 | 0.0 | 0.0 | 0.0 | 1000.0 |
| 115° | 0.0 | 0.0 | 0.0 | 0.0 | 0.0 | 0.0 | 0.0 | 0.0 | 1000.0 |
| 120° | 0.0 | 0.0 | 0.0 | 0.0 | 0.0 | 0.0 | 0.0 | 0.0 | 1000.0 |
| 125° | 0.0 | 0.0 | 0.0 | 0.0 | 0.0 | 0.0 | 0.0 | 0.0 | 1000.0 |
| 130° | 0.0 | 0.0 | 0.0 | 0.0 | 0.0 | 0.0 | 0.0 | 0.0 | 1000.0 |
| 135° | 0.0 | 0.0 | 0.0 | 0.0 | 0.0 | 0.0 | 0.0 | 0.0 | 1000.0 |
| 140° | 0.0 | 0.0 | 0.0 | 0.0 | 0.0 | 0.0 | 0.0 | 0.0 | 1000.0 |
| 145° | 0.0 | 0.0 | 0.0 | 0.0 | 0.0 | 0.0 | 0.0 | 0.0 | 1000.0 |
| 150° | 0.0 | 0.0 | 0.0 | 0.0 | 0.0 | 0.0 | 0.0 | 0.0 | 1000.0 |
| 155° | 0.0 | 0.0 | 0.0 | 0.0 | 0.0 | 0.0 | 0.0 | 0.0 | 1000.0 |
| 160° | 0.0 | 0.0 | 0.0 | 0.0 | 0.0 | 0.0 | 0.0 | 0.0 | 1000.0 |
| 165° | 0.0 | 0.0 | 0.0 | 0.0 | 0.0 | 0.0 | 0.0 | 0.0 | 1000.0 |
| 170° | 0.0 | 0.0 | 0.0 | 0.0 | 0.0 | 0.0 | 0.0 | 0.0 | 1000.0 |
| 175° | 0.0 | 0.0 | 0.0 | 0.0 | 0.0 | 0.0 | 0.0 | 0.0 | 1000.0 |
| 180° | 0.0 | 0.0 | 0.0 | 0.0 | 0.0 | 0.0 | 0.0 | 0.0 | 1000.0 |

Lichttechnischer Prüfbefund

| | | |
|---|---|------------------------------|
| Familie Licross® 21 Protected | Bestell-Nr.: 52TD13CN4C5S EAN: 4058352902929 | LP-Nummer 58527_57 |
|---|---|------------------------------|

| UGR-Tabelle | | Standardraum | | | | | | | | | |
|-----------------|-----|-------------------------------------|------|------|------|------|---------------------------------------|------|------|------|------|
| Raumabmessungen | | Blickrichtung quer zur Leuchte (C0) | | | | | Blickrichtung längs zur Leuchte (C90) | | | | |
| x | y | | | | | | | | | | |
| 2H | 2H | 14,3 | 15,4 | 14,7 | 15,7 | 16,0 | 14,9 | 16,0 | 15,2 | 16,3 | 16,6 |
| | 3H | 15,9 | 16,7 | 16,3 | 17,0 | 17,4 | 16,4 | 17,1 | 16,8 | 17,5 | 17,8 |
| | 4H | 16,3 | 17,2 | 16,7 | 17,6 | 18,0 | 16,5 | 17,4 | 16,9 | 17,8 | 18,2 |
| | 6H | 16,8 | 17,8 | 17,2 | 18,1 | 18,5 | 16,6 | 17,6 | 17,0 | 17,9 | 18,3 |
| | 8H | 17,4 | 18,1 | 17,8 | 18,4 | 18,8 | 16,7 | 17,6 | 17,2 | 18,0 | 18,4 |
| | 12H | 17,4 | 18,2 | 17,8 | 18,6 | 19,1 | 16,7 | 17,6 | 17,2 | 18,0 | 18,4 |
| 4H | 2H | 14,6 | 15,4 | 15,0 | 15,8 | 16,2 | 15,0 | 15,9 | 15,4 | 16,3 | 16,6 |
| | 3H | 16,1 | 16,8 | 16,5 | 17,2 | 17,6 | 16,3 | 17,1 | 16,8 | 17,5 | 17,9 |
| | 4H | 16,8 | 17,5 | 17,3 | 17,9 | 18,4 | 16,8 | 17,5 | 17,3 | 17,9 | 18,4 |
| | 6H | 17,4 | 18,2 | 17,8 | 18,6 | 19,1 | 16,9 | 17,7 | 17,4 | 18,2 | 18,6 |
| | 8H | 18,0 | 18,5 | 18,5 | 19,0 | 19,5 | 17,3 | 17,8 | 17,8 | 18,3 | 18,7 |
| | 12H | 18,2 | 18,8 | 18,6 | 19,3 | 19,8 | 17,1 | 17,8 | 17,6 | 18,2 | 18,7 |
| 8H | 4H | 17,0 | 17,5 | 17,5 | 17,9 | 18,4 | 17,0 | 17,5 | 17,5 | 18,0 | 18,4 |
| | 6H | 18,2 | 18,4 | 18,7 | 18,8 | 19,4 | 17,5 | 17,9 | 18,0 | 18,4 | 18,9 |
| | 8H | 18,4 | 18,7 | 18,9 | 19,2 | 19,7 | 17,6 | 18,0 | 18,1 | 18,5 | 19,0 |
| | 12H | 18,6 | 19,1 | 19,1 | 19,6 | 20,1 | 17,4 | 18,0 | 17,9 | 18,5 | 19,0 |
| 12H | 4H | 16,7 | 17,4 | 17,2 | 17,9 | 18,3 | 16,8 | 17,4 | 17,3 | 17,9 | 18,4 |
| | 6H | 17,7 | 18,2 | 18,2 | 18,7 | 19,2 | 17,3 | 17,8 | 17,8 | 18,3 | 18,8 |
| | 8H | 18,2 | 18,7 | 18,7 | 19,2 | 19,7 | 17,4 | 18,0 | 18,0 | 18,5 | 19,0 |

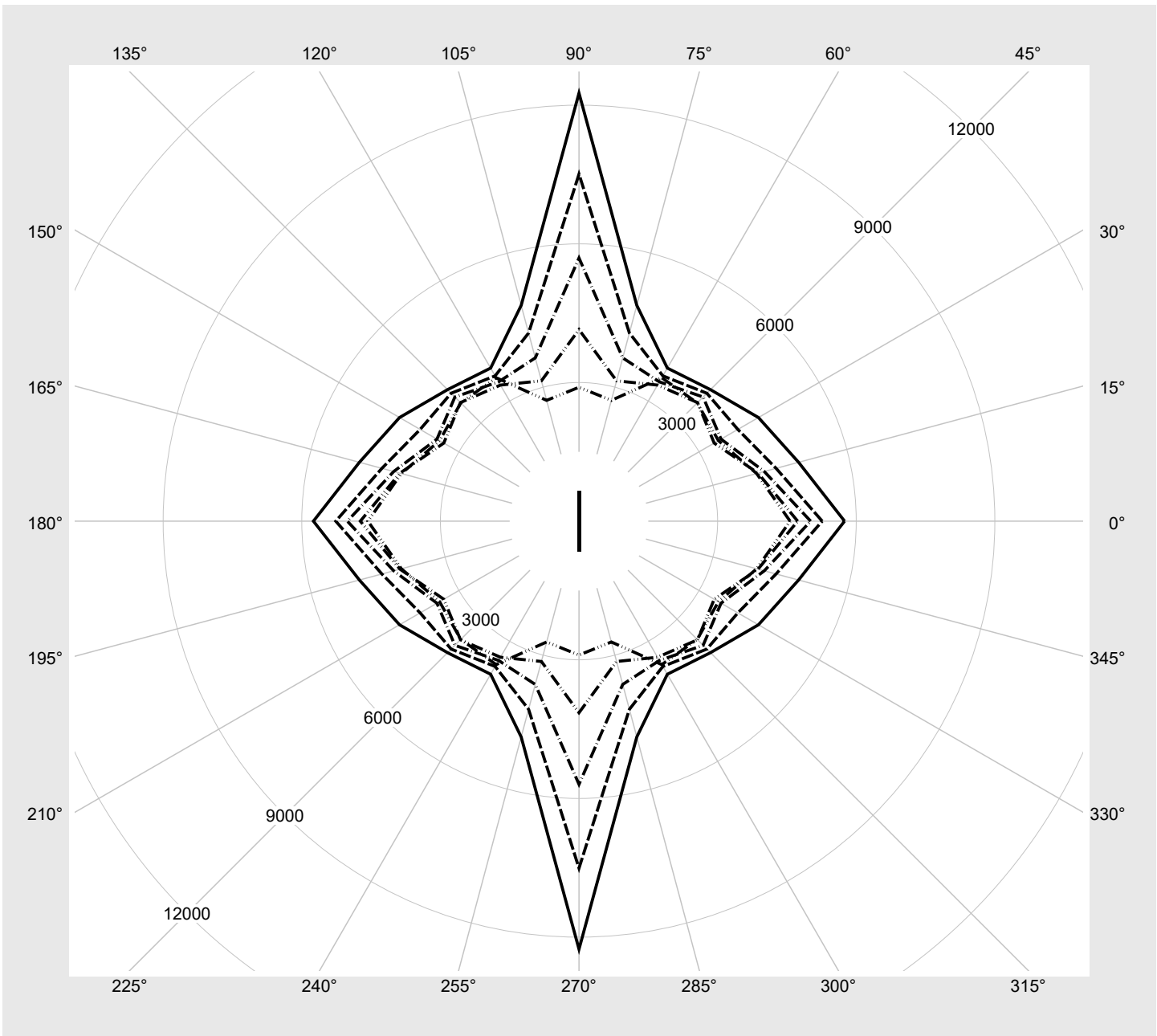
| | | | | | |
|--|---|------------|--------------|------------|-------------|
| Leuchtdichten-Tabelle Max. für $\gamma \geq 65^\circ$ | Lichttechnische Abmessungen in mm: L = 1480 B = 78 | H(C0) = 13 | H(C180) = 13 | H(C90) = 0 | H(C270) = 0 |
|--|---|------------|--------------|------------|-------------|

| C-Ebenen | γ | Leuchtdichte in cd/m ² | | | | | | | |
|----------|----------|-----------------------------------|-----------------------------|-----------------------------|-----------------------------|-----------------------------|-----------------------------|-------------|--|
| | | 0° 180° | 15° 165° 195° 345° | 30° 150° 210° 330° | 45° 135° 225° 315° | 60° 120° 240° 300° | 75° 105° 255° 285° | 90° 270° | |
| 45° | | 8741.0 | 7782.2 | 6098.1 | 5488.7 | 6129.2 | 8212.2 | 11124.8 | |
| 50° | | 8275.9 | 7249.6 | 5596.3 | 4853.5 | 5093.7 | 7218.6 | 11106.6 | |
| 55° | | 7293.0 | 6488.5 | 5256.2 | 4453.7 | 4498.4 | 6329.6 | 10947.9 | |
| 60° | | 6445.7 | 5662.1 | 4889.2 | 4177.3 | 4093.6 | 5533.6 | 10425.4 | |
| 65° | | 5747.9 | 4920.3 | 4484.5 | 4024.1 | 3824.6 | 4833.8 | 9260.9 | |
| 70° | | 5264.3 | 4416.1 | 3969.8 | 3913.9 | 3630.0 | 4214.7 | 7508.5 | |
| 75° | | 5013.9 | 4151.4 | 3549.8 | 3798.8 | 3480.6 | 3656.9 | 5694.1 | |
| 80° | | 4733.0 | 4011.5 | 3378.8 | 3628.4 | 3399.8 | 3143.3 | 4144.4 | |
| 85° | | 4568.7 | 3980.4 | 3484.4 | 3618.6 | 3583.6 | 2706.2 | 2897.4 | |

Lichttechnischer Prüfbefund

| | | |
|--|---|-------------------------------------|
| Familie Licross® 21 Protected | Bestell-Nr.: 52TD13CN4C5S EAN: 4058352902929 | LP-Nummer 58527_57 |
|--|---|-------------------------------------|

Leuchtdichten in cd/m² γ 65° γ 70° γ 75° γ 80° γ 85° **siteco**



Lichttechnischer Prüfbefund

| | | |
|---|---|-------------------------------------|
| Familie Licross® 21 Protected | Bestell-Nr.: 52TD13CN4C5S EAN: 4058352902929 | LP-Nummer 58527_57 |
|---|---|-------------------------------------|

| | | |
|---------------------------|---------------------------|---------------|
| Multilumen-Tabelle | Umgebungstemperatur: 25°C | siteco |
|---------------------------|---------------------------|---------------|

| DIP-Stufe | Schalterstellung | | | Lichtstrom [lm] | Systemleistung [W] | Systemleistung [W] Lebensdauerende | Systemleistung [W] Durchschnitt |
|-----------|------------------|---|---|--------------------|-----------------------|---------------------------------------|------------------------------------|
| | 1 | 2 | 3 | | | | |
| 1 | A | C | E | 12680 | 68.9 | 83.2 | 76.1 |
| 2 | A | C | F | 12239 | 66.3 | 80.2 | 73.2 |
| 3 | A | D | E | 11210 | 60.3 | 72.4 | 66.4 |
| 4 | A | D | F | 10150 | 54.3 | 65.0 | 59.6 |
| 5 | B | C | E | 9164 | 48.8 | 58.1 | 53.4 |
| 6 | B | C | F | 8166 | 43.3 | 51.8 | 47.6 |
| 7 | B | D | E | 7159 | 37.9 | 45.0 | 41.4 |
| 8 | B | D | F | 6141 | 32.5 | 38.3 | 35.4 |