


Lichttechnischer Prüfbefund

Familie

Licross® 21 Protected



Bestell-Nr.: 52TD11CN4C5S

EAN: 4058352902523

LP-Nummer

58525_164

Ausführung

Prismenabdeckung, satiniert, eng strahlend

Bestückung

LED 4000 K | CRI ≥ 80

Betriebsgerät

EVG-Multilumen CLOi

Bemessungswerte

Nettolichtstrom = 12650 lm

Systemleistung = 68.9 W

Lichtausbeute = 183.6 lm/W

Seriedokumentation

17.08.2023

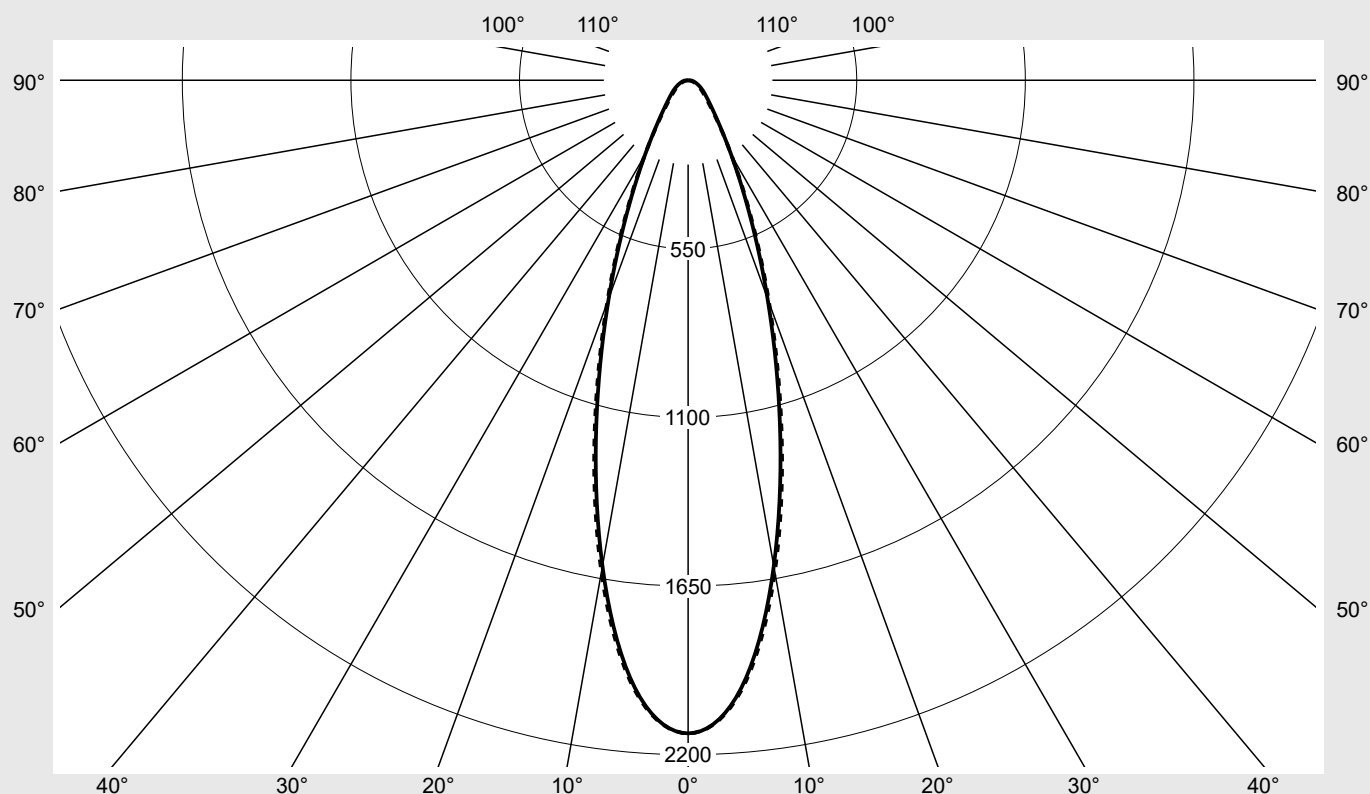
SITECO

Lichtstärke in cd/klm

C180-0

C270-90

Imax: 2130 cd/klm



Klassifizierungen

DIN 5040

A 7 1

CIE

N1=84 N2=94 N3=98

N4=99 N5=100

Leuchtenbetriebswirkungsgrade

 η_{LB}

100,0%

 ϕ_u

99,1%

 ϕ_o

0,9%

Messbedingungen

DIN EN 13032 und DIN 5032

Lichttechnischer Prüfbefund

Familie Licross® 21 Protected	Bestell-Nr.: 52TD11CN4C5S EAN: 4058352902523	LP-Nummer 58525_164
Wertetabelle Lichtstärkemessung		Maximale Lichtstärke
		sITeco

C- Ebenen	0° 180°	15°	30°	45°	60°	75°	90° 270°	Phi-Zone	Summe Phi-Zone
		165° 195° 345°	150° 210° 330°	135° 225° 315°	120° 240° 300°	105° 255° 285°			
Lichtstärke in cd/klm								Lichtstrom in lm/klm	
γ									
0°	2130.5	2130.5	2130.5	2130.5	2130.5	2130.5	2130.5	12.7	12.7
5°	1990.0	1982.4	1972.8	1980.9	1991.5	1994.0	1997.3	94.9	107.6
10°	1609.4	1602.7	1594.9	1604.0	1616.7	1623.6	1628.9	153.3	260.9
15°	1156.5	1152.7	1146.1	1151.7	1161.7	1170.4	1176.7	164.3	425.2
20°	757.1	754.5	751.0	754.8	760.5	766.7	772.3	142.2	567.4
25°	464.1	463.3	461.4	464.7	468.5	471.4	475.4	108.1	675.5
30°	281.8	280.0	276.3	277.8	280.6	282.2	284.6	76.7	752.2
35°	178.8	175.8	169.5	168.1	169.9	172.0	174.0	54.1	806.3
40°	123.8	119.7	111.6	107.8	108.9	112.2	115.0	39.9	846.2
45°	92.5	87.9	79.0	74.1	74.5	78.8	82.8	31.1	877.3
50°	72.9	68.3	60.1	54.9	54.7	59.1	63.7	25.6	902.9
55°	58.5	54.5	47.8	42.9	42.0	45.8	50.2	21.5	924.4
60°	46.6	43.5	38.6	34.6	32.9	35.6	39.1	18.0	942.5
65°	36.7	34.5	31.1	28.0	26.1	27.3	29.5	14.9	957.4
70°	28.5	27.0	24.6	22.5	20.4	20.1	21.2	12.0	969.4
75°	21.8	20.7	19.0	17.5	15.4	14.0	14.0	9.2	978.6
80°	16.2	15.4	14.3	12.9	10.9	8.9	8.1	6.7	985.3
85°	11.7	11.2	10.3	9.1	7.1	4.7	3.5	4.6	989.8
90°	8.1	7.7	6.9	5.8	3.9	1.7	0.3	2.8	992.6
95°	6.9	6.6	5.8	4.7	3.0	1.1	0.2	2.3	994.8
100°	6.0	5.6	4.9	3.8	2.2	0.6	0.2	1.8	996.7
105°	5.1	4.8	4.0	2.9	1.5	0.3	0.2	1.4	998.1
110°	4.3	4.0	3.2	2.2	0.9	0.2	0.2	1.1	999.2
115°	3.6	3.2	2.5	1.6	0.5	0.3	0.3	0.8	1000.0
120°	0.0	0.0	0.0	0.0	0.0	0.0	0.0	0.0	1000.0
125°	0.0	0.0	0.0	0.0	0.0	0.0	0.0	0.0	1000.0
130°	0.0	0.0	0.0	0.0	0.0	0.0	0.0	0.0	1000.0
135°	0.0	0.0	0.0	0.0	0.0	0.0	0.0	0.0	1000.0
140°	0.0	0.0	0.0	0.0	0.0	0.0	0.0	0.0	1000.0
145°	0.0	0.0	0.0	0.0	0.0	0.0	0.0	0.0	1000.0
150°	0.0	0.0	0.0	0.0	0.0	0.0	0.0	0.0	1000.0
155°	0.0	0.0	0.0	0.0	0.0	0.0	0.0	0.0	1000.0
160°	0.0	0.0	0.0	0.0	0.0	0.0	0.0	0.0	1000.0
165°	0.0	0.0	0.0	0.0	0.0	0.0	0.0	0.0	1000.0
170°	0.0	0.0	0.0	0.0	0.0	0.0	0.0	0.0	1000.0
175°	0.0	0.0	0.0	0.0	0.0	0.0	0.0	0.0	1000.0
180°	0.0	0.0	0.0	0.0	0.0	0.0	0.0	0.0	1000.0

Lichttechnischer Prüfbefund

Familie Licross® 21 Protected	Bestell-Nr.: 52TD11CN4C5S EAN: 4058352902523	LP-Nummer 58525_164
---	---	-------------------------------

UGR-Tabelle		Standardraum									
Raumabmessungen		Blickrichtung quer zur Leuchte (C0)					Blickrichtung längs zur Leuchte (C90)				
x	y										
2H	2H	16,9	18,1	17,2	18,4	18,7	16,5	17,7	16,9	18,0	18,4
	3H	18,0	19,0	18,3	19,4	19,7	17,4	18,5	17,8	18,8	19,2
	4H	18,5	19,4	18,9	19,8	20,2	17,8	18,8	18,2	19,1	19,5
	6H	18,9	19,8	19,4	20,2	20,6	18,1	19,0	18,5	19,4	19,7
	8H	19,2	20,0	19,7	20,4	20,8	18,3	19,0	18,7	19,4	19,8
	12H	19,4	20,1	19,9	20,5	20,9	18,3	19,0	18,8	19,4	19,8
4H	2H	17,1	18,1	17,5	18,5	18,8	16,8	17,8	17,2	18,2	18,5
	3H	18,4	19,2	18,8	19,6	20,0	17,9	18,7	18,3	19,1	19,5
	4H	19,0	19,8	19,5	20,2	20,6	18,4	19,1	18,8	19,5	20,0
	6H	19,7	20,3	20,1	20,7	21,2	18,8	19,4	19,2	19,8	20,3
	8H	20,0	20,5	20,4	21,0	21,5	18,9	19,5	19,4	19,9	20,4
	12H	20,3	20,7	20,8	21,2	21,7	19,0	19,5	19,5	20,0	20,5
8H	4H	19,2	19,8	19,7	20,2	20,7	18,6	19,2	19,1	19,6	20,1
	6H	20,0	20,4	20,5	20,9	21,4	19,2	19,6	19,7	20,1	20,6
	8H	20,4	20,8	20,9	21,3	21,8	19,3	19,7	19,8	20,2	20,8
	12H	20,8	21,1	21,3	21,6	22,2	19,5	19,8	20,0	20,3	20,9
12H	4H	19,3	19,7	19,7	20,2	20,7	18,7	19,1	19,2	19,6	20,1
	6H	20,0	20,4	20,6	20,9	21,4	19,2	19,6	19,8	20,1	20,6
	8H	20,5	20,8	21,0	21,3	21,9	19,5	19,8	20,0	20,3	20,9

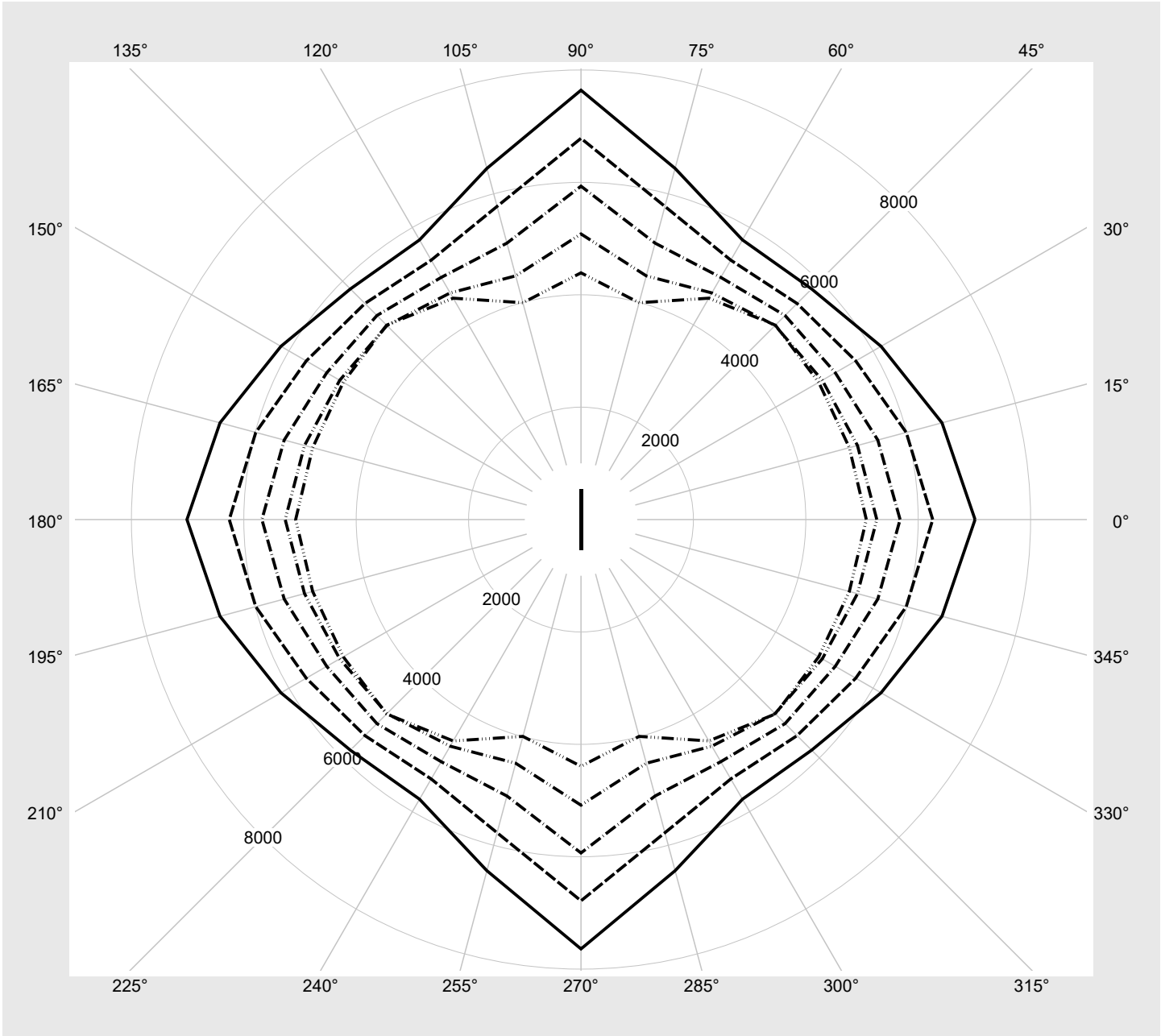
Leuchtdichten-Tabelle Max. für $\gamma \geq 65^\circ$	Lichttechnische Abmessungen in mm: L = 1480 B = 78	H(C0) = 13	H(C180) = 13	H(C90) = 0	H(C270) = 0
--	---	------------	--------------	------------	-------------

C-Ebenen	γ	Leuchtdichte in cd/m ²						
		0° 180°	15° 165° 195° 345°	30° 150° 210° 330°	45° 135° 225° 315°	60° 120° 240° 300°	75° 105° 255° 285°	90° 270°
45°		12290.8	11727.0	10700.9	10274.5	10660.9	11709.7	12824.0
50°		10369.4	9771.4	8747.6	8212.0	8475.7	9587.8	10852.1
55°		9033.3	8471.2	7570.3	7018.0	7165.8	8248.4	9592.3
60°		7933.3	7461.9	6767.5	6289.1	6309.4	7264.6	8569.2
65°		7011.9	6650.5	6165.4	5803.7	5746.3	6469.3	7640.5
70°		6258.6	5991.3	5645.2	5437.6	5330.6	5769.3	6784.3
75°		5678.1	5467.6	5224.5	5135.4	4975.7	5092.7	5932.9
80°		5263.9	5093.2	4957.6	4883.5	4656.8	4489.6	5082.5
85°		5077.2	4943.1	4884.9	4892.0	4548.8	3994.9	4390.5

Lichttechnischer Prüfbefund

Familie Licross® 21 Protected	Bestell-Nr.: 52TD11CN4C5S EAN: 4058352902523	LP-Nummer 58525_164
---	---	--------------------------------------

Leuchtdichten in cd/m² γ 65° γ 70° γ 75° γ 80° γ 85° **siteco**



Lichttechnischer Prüfbefund

Familie Licross® 21 Protected	Bestell-Nr.: 52TD11CN4C5S EAN: 4058352902523	LP-Nummer 58525_164
---	---	--------------------------------------

Multilumen-Tabelle	Umgebungstemperatur: 25°C	siteco
---------------------------	---------------------------	---------------

DIP-Stufe	Schalterstellung			Lichtstrom [lm]	Systemleistung [W]	Systemleistung [W] Lebensdauerende	Systemleistung [W] Durchschnitt
	1	2	3				
1	A	C	E	12650	68.9	83.2	76.1
2	A	C	F	12209	66.3	80.2	73.2
3	A	D	E	11180	60.3	72.4	66.4
4	A	D	F	10130	54.3	65.0	59.6
5	B	C	E	9144	48.8	58.1	53.4
6	B	C	F	8146	43.3	51.8	47.6
7	B	D	E	7139	37.9	45.0	41.4
8	B	D	F	6120	32.5	38.3	35.4