


Lichttechnischer Prüfbefund

Familie
Silica® 21

Bestell-Nr.: 51MX12DB35WB
EAN: 4058352907245

LP-Nummer
59266_169



Ausführung Einbauleuchte, Reflektor, schwarz, direkt strahlend, breit strahlend, UGR≤19 (L65≤1000cd/m²)

Bestückung LED 3000 K | CRI ≥ 80

Betriebsgerät EVG-DALI

Bemessungswerte Nettolichtstrom = 5400 lm
Systemleistung = 34.3 W
Lichtausbeute = 157.4 lm/W

Seriendokumentation
02.08.2023

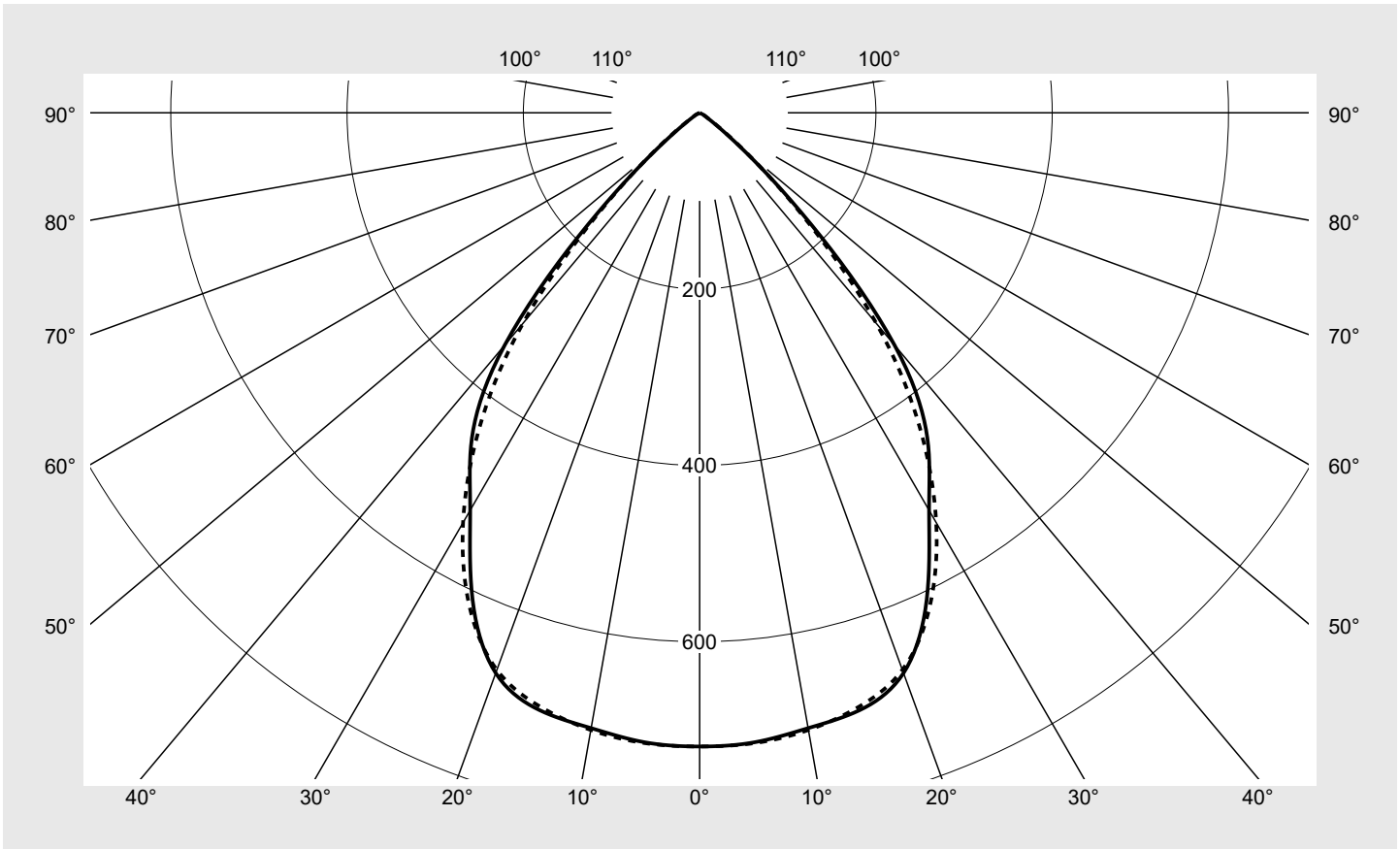
siteco

Lichtstärke in cd/klm

C180-0

C270-90

Imax: 719 cd/klm



Klassifizierungen

DIN 5040 A 6 0
CIE N1=86 N2=100 N3=100
N4=100 N5=100

Leuchtenbetriebswirkungsgrade

η_{LB} 100,0%
 ϕ_u 100,0%
 ϕ_o 0,0%

Messbedingungen

DIN EN 13032 und DIN 5032

Lichttechnischer Prüfbefund

Familie Silica® 21	Bestell-Nr.: 51MX12DB35WB EAN: 4058352907245	LP-Nummer 59266_169
Wertetabelle Lichtstärkemessung		Maximale Lichtstärke
		sITeco

C- Ebenen	0° 180°	15°	30°	45°	60°	75°	90° 270°	Phi-Zone	Summe Phi-Zone
		165° 195° 345°	150° 210° 330°	135° 225° 315°	120° 240° 300°	105° 255° 285°			
γ									
Lichtstärke in cd/klm									
Lichtstrom in lm/klm									
0°	718.8	718.8	718.8	718.8	718.8	718.8	718.8	4.3	4.3
5°	716.8	715.7	712.2	716.2	717.8	715.2	717.7	34.2	38.5
10°	708.8	709.0	703.3	708.6	709.9	707.6	710.9	67.4	105.9
15°	701.5	704.3	697.3	698.3	698.8	696.7	697.6	99.2	205.1
20°	676.3	682.5	681.1	681.0	677.6	673.2	672.5	127.2	332.2
25°	609.5	618.9	627.5	636.4	634.5	625.9	617.8	145.0	477.3
30°	520.6	528.9	533.1	542.9	550.7	541.7	536.8	147.4	624.6
35°	450.5	455.7	444.2	436.3	445.0	443.0	435.2	139.8	764.4
40°	343.9	350.9	343.2	332.9	329.4	321.5	312.0	117.8	882.2
45°	178.2	185.2	190.8	192.2	186.9	176.3	167.1	71.3	953.5
50°	59.7	64.4	73.8	78.7	75.2	68.1	63.7	29.5	983.0
55°	15.6	18.5	24.7	31.2	26.2	20.2	17.4	10.3	993.3
60°	6.1	6.8	9.1	12.2	9.8	7.7	7.0	4.1	997.4
65°	2.1	2.4	3.4	4.3	3.8	3.0	2.8	1.6	999.0
70°	1.4	1.4	1.0	1.0	1.2	1.5	1.5	0.7	999.7
75°	0.3	0.4	0.3	0.4	0.4	0.5	0.4	0.2	999.9
80°	0.0	0.0	0.1	0.1	0.1	0.2	0.2	0.1	999.9
85°	0.0	0.0	0.1	0.1	0.1	0.2	0.2	0.1	1000.0
90°	0.0	0.0	0.0	0.0	0.0	0.0	0.0	0.0	1000.0
95°	0.0	0.0	0.0	0.0	0.0	0.0	0.0	0.0	1000.0
100°	0.0	0.0	0.0	0.0	0.0	0.0	0.0	0.0	1000.0
105°	0.0	0.0	0.0	0.0	0.0	0.0	0.0	0.0	1000.0
110°	0.0	0.0	0.0	0.0	0.0	0.0	0.0	0.0	1000.0
115°	0.0	0.0	0.0	0.0	0.0	0.0	0.0	0.0	1000.0
120°	0.0	0.0	0.0	0.0	0.0	0.0	0.0	0.0	1000.0
125°	0.0	0.0	0.0	0.0	0.0	0.0	0.0	0.0	1000.0
130°	0.0	0.0	0.0	0.0	0.0	0.0	0.0	0.0	1000.0
135°	0.0	0.0	0.0	0.0	0.0	0.0	0.0	0.0	1000.0
140°	0.0	0.0	0.0	0.0	0.0	0.0	0.0	0.0	1000.0
145°	0.0	0.0	0.0	0.0	0.0	0.0	0.0	0.0	1000.0
150°	0.0	0.0	0.0	0.0	0.0	0.0	0.0	0.0	1000.0
155°	0.0	0.0	0.0	0.0	0.0	0.0	0.0	0.0	1000.0
160°	0.0	0.0	0.0	0.0	0.0	0.0	0.0	0.0	1000.0
165°	0.0	0.0	0.0	0.0	0.0	0.0	0.0	0.0	1000.0
170°	0.0	0.0	0.0	0.0	0.0	0.0	0.0	0.0	1000.0
175°	0.0	0.0	0.0	0.0	0.0	0.0	0.0	0.0	1000.0
180°	0.0	0.0	0.0	0.0	0.0	0.0	0.0	0.0	1000.0

Lichttechnischer Prüfbefund

Familie Silica® 21	Bestell-Nr.: 51MX12DB35WB EAN: 4058352907245	LP-Nummer 59266_169
------------------------------	---	-------------------------------

UGR-Tabelle		Standardraum									
		Blickrichtung quer zur Leuchte (C0)					Blickrichtung längs zur Leuchte (C90)				
Raumabmessungen											
x	y										
2H	2H	19,0	20,3	19,4	20,6	21,0	18,9	20,2	19,2	20,5	20,8
	3H	18,9	20,0	19,3	20,4	20,7	18,7	19,9	19,1	20,2	20,6
	4H	18,8	19,9	19,2	20,2	20,6	18,7	19,7	19,1	20,1	20,4
	6H	18,8	19,7	19,2	20,1	20,5	18,6	19,5	19,0	19,9	20,3
	8H	18,8	19,6	19,2	20,0	20,4	18,6	19,4	19,1	19,8	20,2
	12H	18,8	19,5	19,2	19,9	20,3	18,6	19,4	19,0	19,7	20,2
4H	2H	18,9	19,9	19,3	20,2	20,6	18,7	19,7	19,1	20,1	20,4
	3H	18,7	19,5	19,1	19,9	20,4	18,5	19,4	19,0	19,8	20,2
	4H	18,6	19,4	19,1	19,8	20,2	18,4	19,2	18,9	19,6	20,0
	6H	18,5	19,2	19,0	19,6	20,1	18,4	19,0	18,8	19,4	19,9
	8H	18,5	19,1	19,0	19,5	20,0	18,3	18,9	18,8	19,3	19,8
	12H	18,5	19,0	19,0	19,4	19,9	18,3	18,8	18,8	19,2	19,7
8H	4H	18,5	19,1	19,0	19,5	20,0	18,3	18,9	18,8	19,3	19,8
	6H	18,4	18,8	18,9	19,3	19,8	18,2	18,7	18,7	19,2	19,7
	8H	18,3	18,7	18,8	19,2	19,8	18,2	18,6	18,7	19,1	19,6
	12H	18,3	18,6	18,8	19,1	19,7	18,1	18,5	18,7	19,0	19,5
12H	4H	18,5	19,0	19,0	19,4	19,9	18,3	18,8	18,8	19,2	19,7
	6H	18,4	18,7	18,9	19,2	19,8	18,2	18,6	18,7	19,1	19,6
	8H	18,3	18,6	18,8	19,1	19,7	18,1	18,5	18,7	19,0	19,5

Leuchtdichten-Tabelle Max. für $\gamma \geq 65^\circ$	Lichttechnische Abmessungen in mm: L = 1470 B = 49
--	--

C-Ebenen	γ	Leuchtdichte in cd/m ²							
		0° 180°	15° 165° 195° 345°	30° 150° 210° 330°	45° 135° 225° 315°	60° 120° 240° 300°	75° 105° 255° 285°	90° 270°	
45°		18893.8	19639.4	20224.8	20378.7	19816.4	18686.5	17719.1	
50°		6967.4	7515.8	8602.9	9174.9	8765.7	7944.9	7434.7	
55°		2040.2	2416.2	3223.4	4082.0	3422.4	2643.9	2274.9	
60°		914.5	1022.3	1370.7	1828.8	1475.1	1154.2	1044.6	
65°		373.2	429.1	595.7	753.9	671.6	529.3	489.2	
70°		297.0	310.2	229.3	215.0	259.3	333.6	336.2	
75°		82.6	110.1	89.5	125.7	115.3	137.9	120.5	
80°		20.7	20.7	30.7	46.2	61.7	71.7	82.0	
85°		20.6	36.1	45.6	81.7	117.8	142.8	153.1	

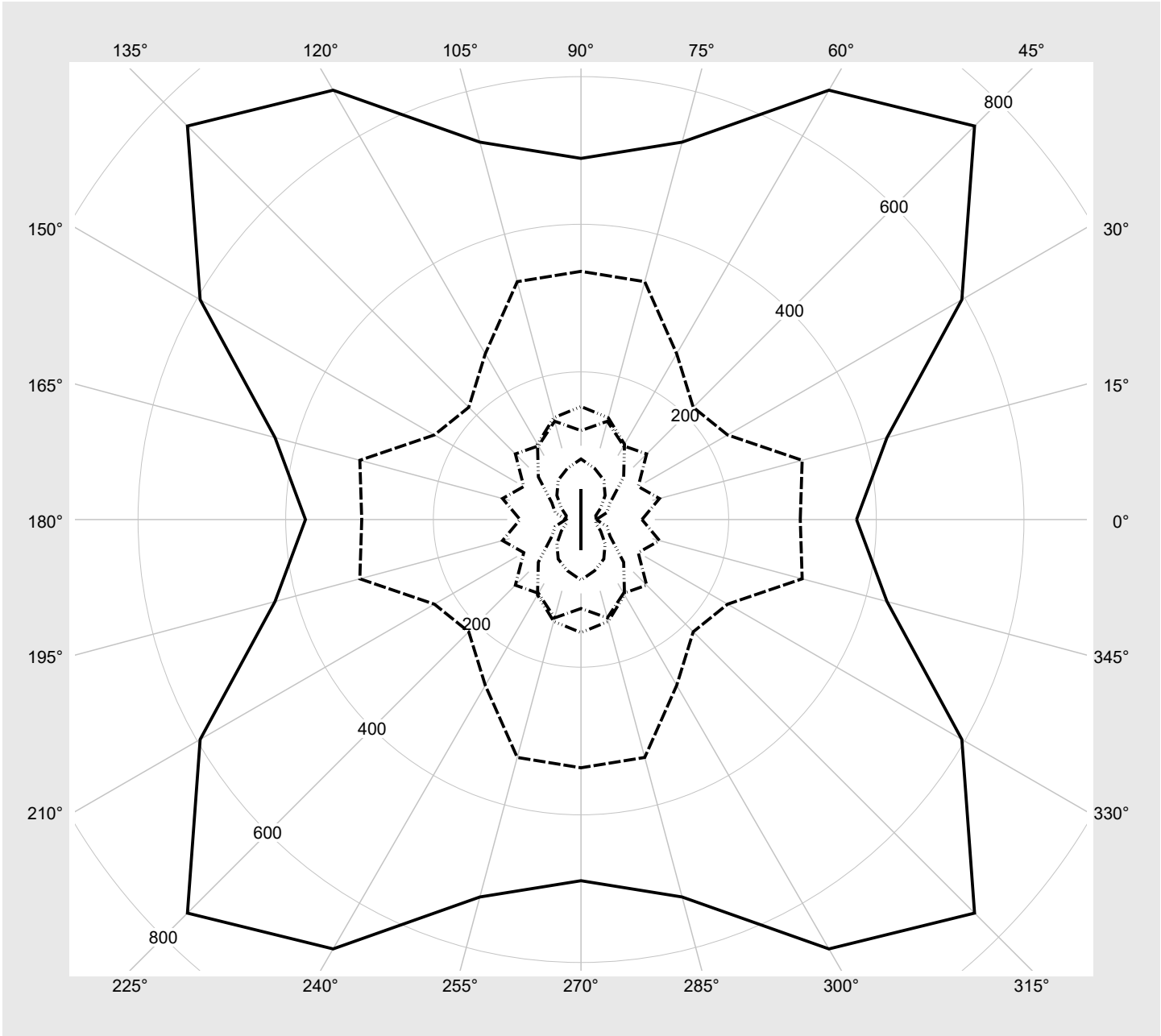
Lichttechnischer Prüfbefund

Familie Silica® 21	Bestell-Nr.: 51MX12DB35WB EAN: 4058352907245	LP-Nummer 59266_169
-------------------------------------	---	--------------------------------------

Leuchtdichten in cd/m²

γ 65°	γ 70°	γ 75°	γ 80°	γ 85°
--------------	--------------	--------------	--------------	--------------

siteco



Lichttechnischer Prüfbefund

Familie Silica® 21	Bestell-Nr.: 51MX12DB35WB EAN: 4058352907245	LP-Nummer 59266_169
-------------------------------------	---	--------------------------------------

Dimmstufen-Tabelle	Umgebungstemperatur: 25°C	sITeco
---------------------------	---------------------------	---------------

Lichtstrom [%]	Dimmstufe linear	Dimmstufe logarithmisch	Lichtstrom [lm]	Systemleistung [W]
100	254	254	5400	34.3
95	240	252	5122	32.3
90	227	250	4861	30.5
85	214	248	4597	28.7
80	200	245	4311	26.8
75	187	243	4044	25.1
70	174	240	3775	23.3
65	161	237	3504	21.5
60	148	234	3231	19.8
55	136	231	2977	18.2
50	123	227	2698	16.6
45	110	223	2420	14.8
40	98	219	2160	13.3
35	86	214	1900	11.7
30	73	208	1616	10.1
25	61	202	1352	8.6
20	49	194	1087	7.2
15	37	183	819	5.7
10	25	169	551	4.2
5	12	142	260	2.4
3	8	127	169	1.6