


## Lichttechnischer Prüfbefund

Familie  
Silica® 21

Bestell-Nr.: 51MX11DA44WB  
EAN: 4058352907146

LP-Nummer  
59268\_92



**Ausführung** Einbauleuchte, Reflektor, schwarz, direkt strahlend, eng strahlend, UGR≤19 (L65≤3000cd/m<sup>2</sup>)

**Bestückung** LED 4000 K | CRI ≥ 80

**Betriebsgerät** EVG-DALI

**Bemessungswerte** Nettolichtstrom = 4320 lm  
Systemleistung = 25.6 W  
Lichtausbeute = 168.8 lm/W

Seriendokumentation  
02.08.2023

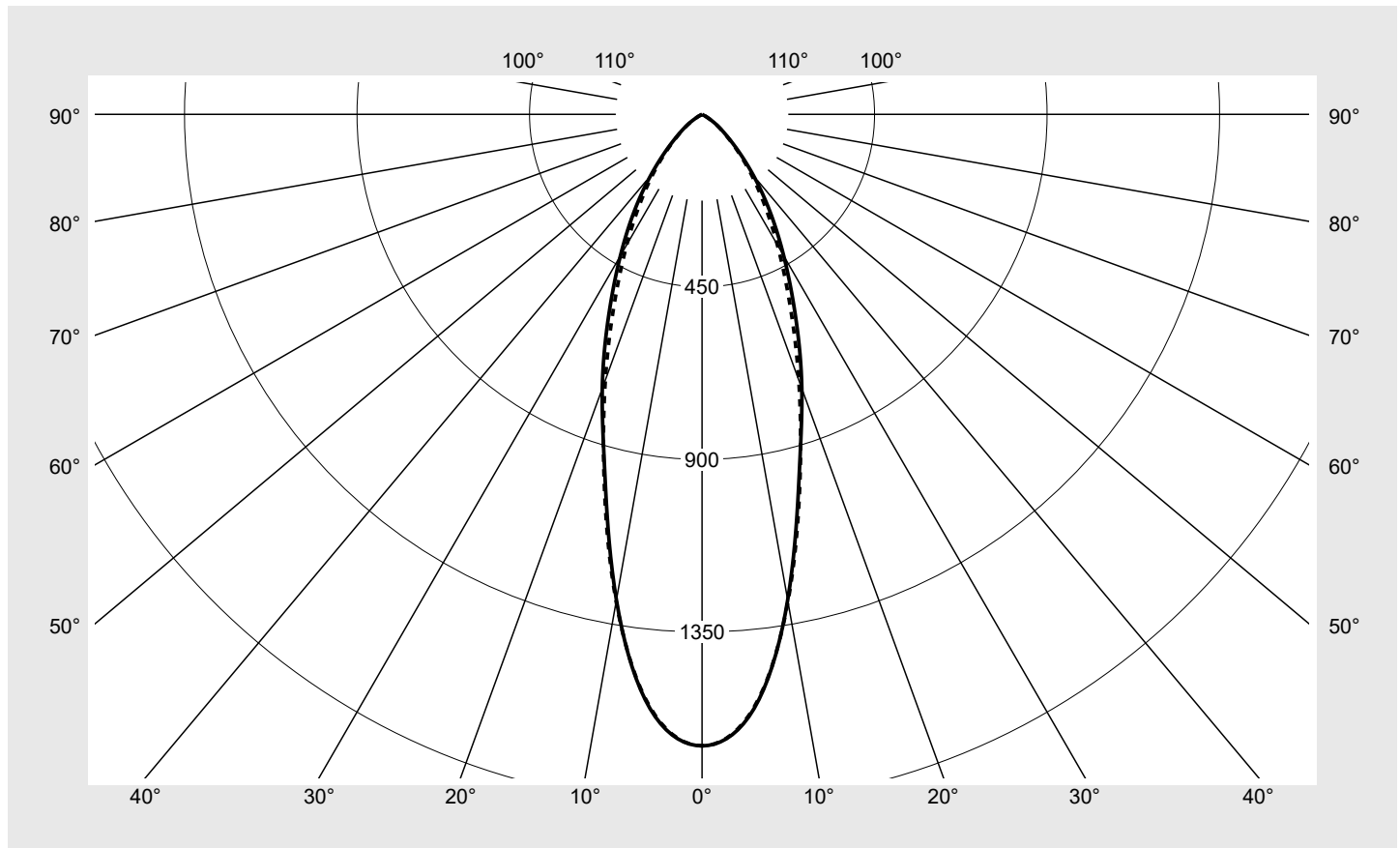
siteco

Lichtstärke in cd/klm

C180-0

C270-90

Imax: 1647 cd/klm



## Klassifizierungen

DIN 5040 A 7 0  
CIE N1=87 N2=99 N3=100  
N4=100 N5=100

## Leuchtenbetriebswirkungsgrade

$\eta_{LB}$  100,0%  
 $\phi_u$  100,0%  
 $\phi_o$  0,0%

## Messbedingungen

DIN EN 13032 und DIN 5032

## Lichttechnischer Prüfbefund

<b>Familie</b> <b>Silica® 21</b>	<b>Bestell-Nr.: 51MX11DA44WB</b> <b>EAN: 4058352907146</b>	<b>LP-Nummer</b> <b>59268_92</b>
-------------------------------------	---	-------------------------------------

<b>Wertetabelle Lichtstärkemessung</b>	<b>Maximale Lichtstärke</b>	<b>sITeco</b>
--	-----------------------------	---------------

C- Ebenen	0° 180°	15°	30°	45°	60°	75°	90° 270°	Phi-Zone	Summe Phi-Zone
		165° 195° 345°	150° 210° 330°	135° 225° 315°	120° 240° 300°	105° 255° 285°			
Lichtstärke in cd/klm									
γ	Lichtstärke in cd/klm							Lichtstrom in lm/klm	
0°	1647.1	1647.1	1647.1	1647.1	1647.1	1647.1	1647.1	9.9	9.9
5°	1556.0	1552.2	1545.4	1552.7	1555.3	1549.6	1552.8	74.1	84.0
10°	1286.3	1288.4	1295.0	1311.1	1307.0	1291.2	1290.4	123.4	207.4
15°	978.4	985.5	998.6	1011.3	1007.8	991.2	986.9	141.3	348.7
20°	761.0	758.1	743.8	731.7	736.2	737.5	737.7	139.2	488.0
25°	575.0	565.5	534.1	513.6	528.8	542.8	539.9	125.2	613.2
30°	426.0	419.2	386.1	366.4	385.1	401.9	392.9	108.2	721.3
35°	308.0	307.0	281.1	264.9	280.7	295.5	280.0	90.3	811.6
40°	209.2	211.1	196.7	188.3	198.2	205.5	193.0	70.5	882.1
45°	130.5	131.9	127.1	124.8	130.2	130.3	123.1	49.8	932.0
50°	76.5	78.3	78.7	78.6	80.6	77.5	73.2	32.8	964.8
55°	42.1	44.0	46.1	47.2	47.6	43.6	40.6	20.2	985.0
60°	13.4	16.3	24.8	26.9	25.6	18.0	14.5	9.9	994.9
65°	4.2	5.2	7.6	13.7	8.3	5.3	4.6	3.7	998.6
70°	1.7	1.8	1.5	2.7	1.9	2.1	2.2	1.0	999.6
75°	0.3	0.5	0.5	0.6	0.6	0.6	0.4	0.3	999.9
80°	0.1	0.1	0.1	0.1	0.2	0.2	0.2	0.1	999.9
85°	0.1	0.1	0.1	0.1	0.1	0.2	0.2	0.1	1000.0
90°	0.0	0.0	0.0	0.0	0.0	0.0	0.0	0.0	1000.0
95°	0.0	0.0	0.0	0.0	0.0	0.0	0.0	0.0	1000.0
100°	0.0	0.0	0.0	0.0	0.0	0.0	0.0	0.0	1000.0
105°	0.0	0.0	0.0	0.0	0.0	0.0	0.0	0.0	1000.0
110°	0.0	0.0	0.0	0.0	0.0	0.0	0.0	0.0	1000.0
115°	0.0	0.0	0.0	0.0	0.0	0.0	0.0	0.0	1000.0
120°	0.0	0.0	0.0	0.0	0.0	0.0	0.0	0.0	1000.0
125°	0.0	0.0	0.0	0.0	0.0	0.0	0.0	0.0	1000.0
130°	0.0	0.0	0.0	0.0	0.0	0.0	0.0	0.0	1000.0
135°	0.0	0.0	0.0	0.0	0.0	0.0	0.0	0.0	1000.0
140°	0.0	0.0	0.0	0.0	0.0	0.0	0.0	0.0	1000.0
145°	0.0	0.0	0.0	0.0	0.0	0.0	0.0	0.0	1000.0
150°	0.0	0.0	0.0	0.0	0.0	0.0	0.0	0.0	1000.0
155°	0.0	0.0	0.0	0.0	0.0	0.0	0.0	0.0	1000.0
160°	0.0	0.0	0.0	0.0	0.0	0.0	0.0	0.0	1000.0
165°	0.0	0.0	0.0	0.0	0.0	0.0	0.0	0.0	1000.0
170°	0.0	0.0	0.0	0.0	0.0	0.0	0.0	0.0	1000.0
175°	0.0	0.0	0.0	0.0	0.0	0.0	0.0	0.0	1000.0
180°	0.0	0.0	0.0	0.0	0.0	0.0	0.0	0.0	1000.0

## Lichttechnischer Prüfbefund

<b>Familie</b> Silica® 21	<b>Bestell-Nr.: 51MX11DA44WB</b> <b>EAN: 4058352907146</b>	<b>LP-Nummer</b> 59268_92
------------------------------	---	------------------------------

UGR-Tabelle		Standardraum									
		Blickrichtung quer zur Leuchte (C0)					Blickrichtung längs zur Leuchte (C90)				
Raumabmessungen											
x	y										
2H	2H	17,1	18,3	17,5	18,6	18,9	17,0	18,2	17,4	18,5	18,8
	3H	17,0	18,0	17,3	18,4	18,7	16,9	17,9	17,2	18,3	18,6
	4H	16,9	17,9	17,3	18,2	18,6	16,8	17,8	17,2	18,1	18,5
	6H	16,8	17,7	17,3	18,1	18,5	16,7	17,6	17,2	18,0	18,4
	8H	16,9	17,6	17,3	18,0	18,4	16,8	17,5	17,2	17,9	18,3
	12H	16,9	17,5	17,3	17,9	18,3	16,8	17,4	17,2	17,8	18,2
4H	2H	17,0	18,0	17,4	18,4	18,7	16,9	17,9	17,3	18,3	18,6
	3H	16,9	17,7	17,3	18,1	18,5	16,8	17,6	17,2	18,0	18,4
	4H	16,8	17,5	17,2	17,9	18,3	16,7	17,4	17,1	17,8	18,2
	6H	16,7	17,3	17,2	17,7	18,2	16,6	17,2	17,1	17,6	18,1
	8H	16,6	17,2	17,1	17,6	18,1	16,6	17,1	17,0	17,5	18,0
	12H	16,6	17,1	17,1	17,5	18,0	16,5	17,0	17,0	17,4	17,9
8H	4H	16,6	17,2	17,1	17,6	18,1	16,6	17,1	17,0	17,5	18,0
	6H	16,5	17,0	17,0	17,4	18,0	16,4	16,9	16,9	17,3	17,9
	8H	16,5	16,8	17,0	17,3	17,9	16,4	16,8	16,9	17,2	17,8
	12H	16,5	16,7	17,0	17,2	17,8	16,4	16,6	16,9	17,1	17,7
12H	4H	16,6	17,1	17,1	17,5	18,0	16,6	17,0	17,0	17,4	17,9
	6H	16,5	16,8	17,0	17,3	17,9	16,4	16,8	16,9	17,2	17,8
	8H	16,5	16,7	17,0	17,2	17,8	16,4	16,6	16,9	17,1	17,7

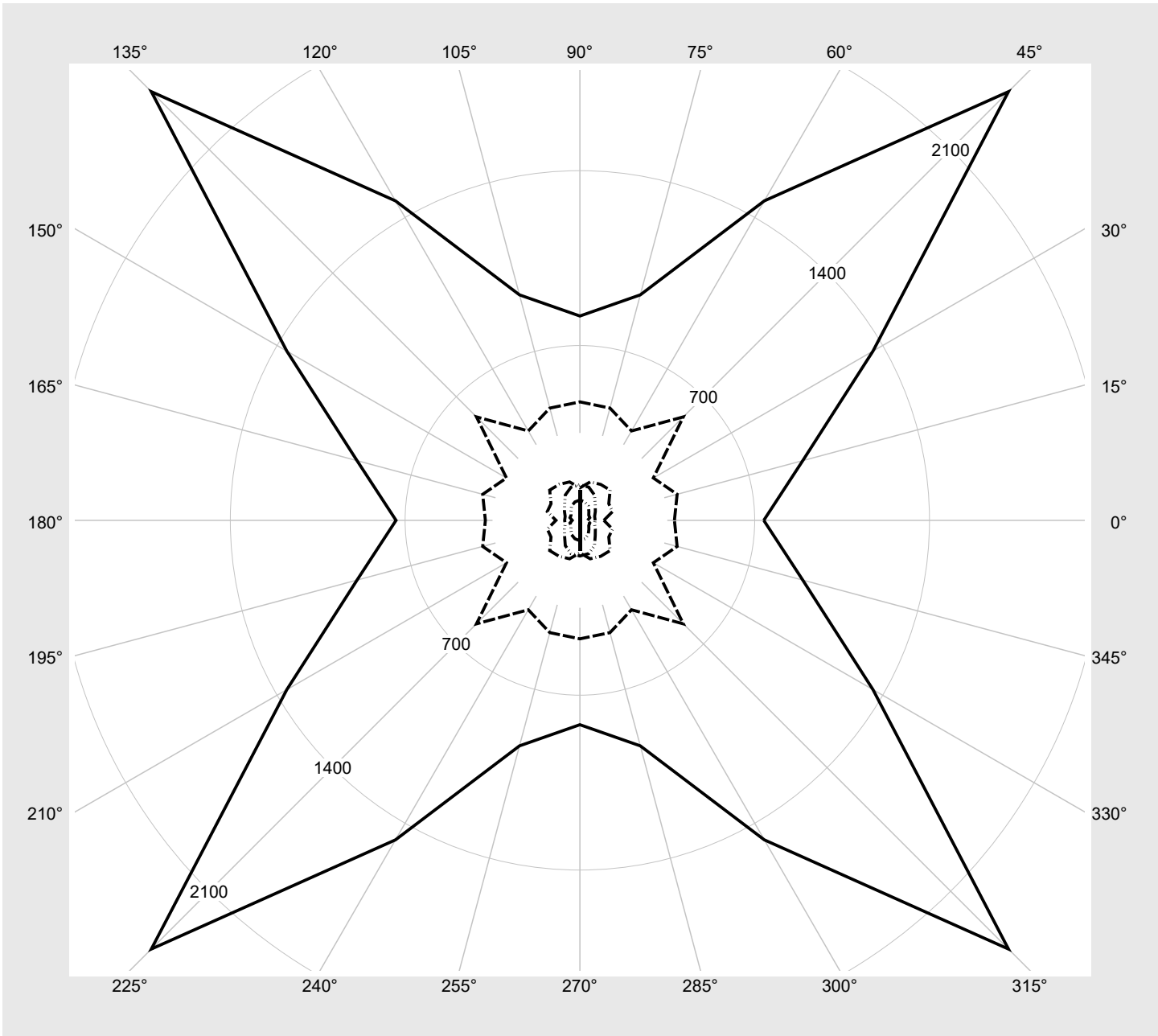
<b>Leuchtdichten-Tabelle</b> Max. für $\gamma \geq 65^\circ$	<b>Lichttechnische Abmessungen in mm:</b> L = 1176 B = 49
--	--

C-Ebenen	$\gamma$	Leuchtdichte in cd/m <sup>2</sup>							
		0° 180°	15° 165° 195° 345°	30° 150° 210° 330°	45° 135° 225° 315°	60° 120° 240° 300°	75° 105° 255° 285°	90° 270°	
45°		13837.3	13986.0	13475.6	13233.6	13804.1	13819.2	13053.7	
50°		8925.4	9130.3	9184.1	9166.8	9400.7	9037.8	8535.2	
55°		5509.0	5751.6	6021.4	6172.9	6227.0	5700.7	5312.7	
60°		2003.8	2439.0	3713.1	4029.6	3843.3	2697.1	2177.5	
65°		736.4	924.0	1355.3	2427.2	1477.0	934.7	818.1	
70°		378.5	403.1	339.5	585.9	413.4	465.3	474.3	
75°		95.9	135.3	133.5	171.2	166.3	159.3	130.1	
80°		30.7	41.0	41.0	50.9	66.5	76.4	81.6	
85°		61.1	61.1	71.4	86.9	117.0	137.6	142.8	

**Lichttechnischer Prüfbefund**

<b>Familie</b> Silica® 21	<b>Bestell-Nr.:</b> 51MX11DA44WB <b>EAN:</b> 4058352907146	<b>LP-Nummer</b> 59268_92
------------------------------	---	------------------------------

**Leuchtdichten in cd/m<sup>2</sup>**      γ 65°   γ 70°   γ 75°   γ 80°   γ 85°      **siteco**



## Lichttechnischer Prüfbefund

<b>Familie</b> Silica® 21	<b>Bestell-Nr.: 51MX11DA44WB</b> <b>EAN: 4058352907146</b>	<b>LP-Nummer</b> <b>59268_92</b>
------------------------------	---	-------------------------------------

<b>Dimmstufen-Tabelle</b>	Umgebungstemperatur: 25°C	<b>sITeco</b>
---------------------------	---------------------------	---------------

Lichtstrom [%]	Dimmstufe linear	Dimmstufe logarithmisch	Lichtstrom [lm]	Systemleistung [W]
100	254	254	4320	25.6
95	240	252	4096	24.2
90	227	250	3884	22.8
85	214	248	3673	21.5
80	201	245	3461	20.2
75	188	243	3246	18.9
70	175	240	3031	17.5
65	162	238	2813	16.2
60	149	234	2594	15.0
55	136	231	2373	13.7
50	124	228	2168	12.5
45	111	224	1945	11.2
40	98	219	1721	10.0
35	86	214	1513	8.8
30	74	209	1304	7.7
25	61	202	1076	6.5
20	49	194	865	5.4
15	37	183	651	4.3
10	25	169	437	3.2
5	13	145	224	1.9
3	8	127	134	1.2