

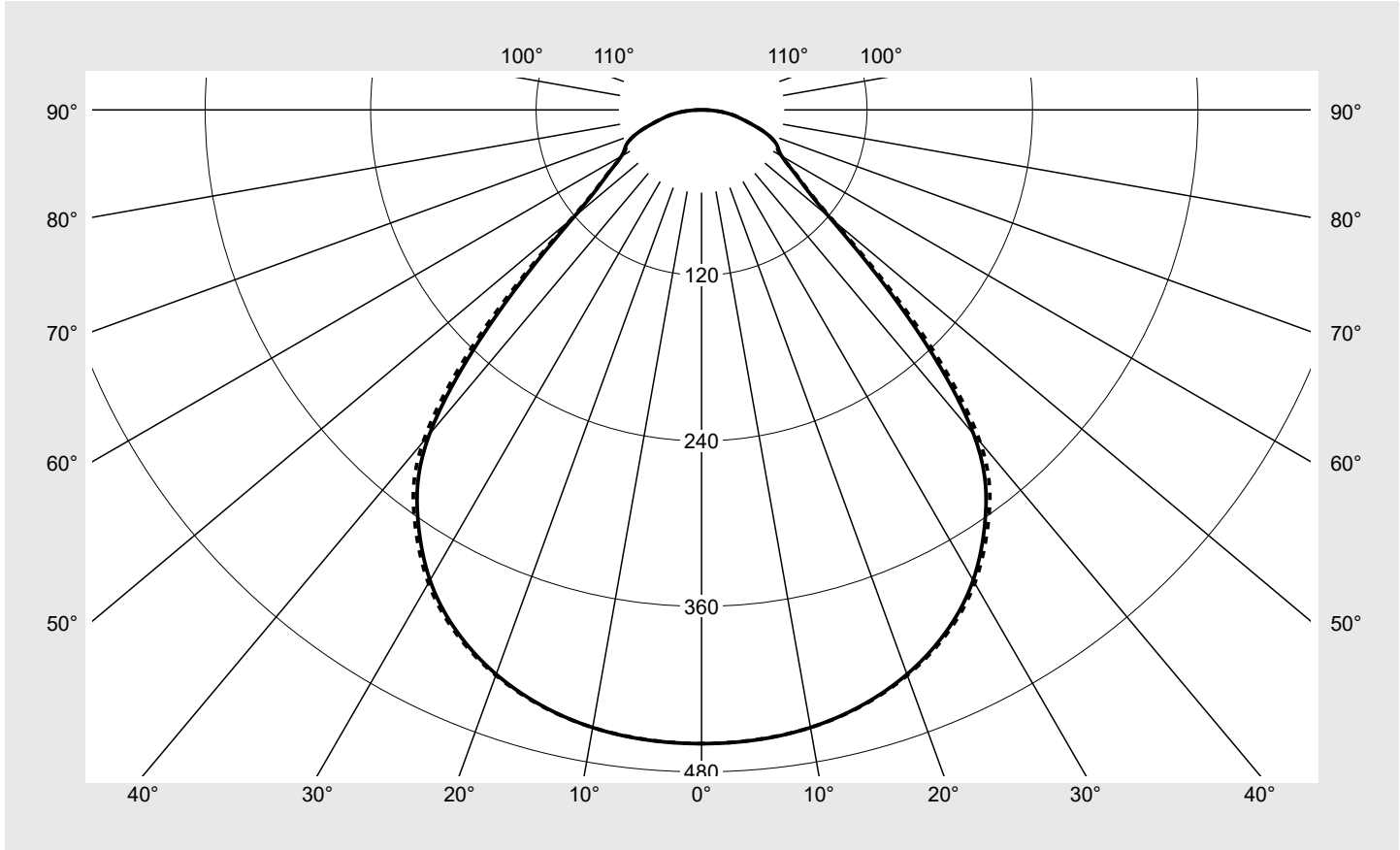


# Photometric test report

<b>Family</b> <b>Apollon® 41</b>	<b>Order number: 51MH11WD2N43</b> <b>EAN: 4058352967201</b>	<b>LP number</b> <b>59525_10</b>
	<b>Version</b>	recessed luminaire for lay-in mounting, square M625, wide distribution, adjustable color temperature: 4000 K   6500 K, UGR≤19 (L65≤3000cd/m²)
	<b>Lamps</b>	LED 4000 K   CRI ≥ 80
	<b>Controlgear</b>	ECG-DALI
	<b>Setting</b>	factory setting
	<b>Rated values</b>	Net luminous flux = 3500 lm Power consumption = 28.5 W Luminous efficacy = 122.8 lm/W
		<b>serial documentation</b> 20.12.2023
		

**Luminous intensity in cd/klm** C180-0 C270-90 **Imax: 460 cd/klm**



Classifications	
DIN 5040	A 5 0
CIE	N1=61 N2=87 N3=97 N4=100 N5=100

Luminaire light output ratios	
$\eta_{LB}$	100.0%
$\phi_u$	100.0%
$\phi_o$	0.0%

**Measurement conditions**  
 DIN EN 13032 and DIN 5032

## Photometric test report

<b>Family</b> Apollon® 41	<b>Order number: 51MH11WD2N43</b> <b>EAN: 4058352967201</b>	<b>LP number</b> 59525_10
<b>Table of values for luminous intensities</b>		<b>Maximum luminous intensity</b>
		<b>siteco</b>

C-planes γ	0° 180°	15°	30°	45°	60°	75°	90° 270°	Phi-zone	Total Phi-zone
		165° 195° 345°	150° 210° 330°	135° 225° 315°	120° 240° 300°	105° 255° 285°			
Luminous intensity in cd/klm								Luminous flux in lm/klm	
0°	459.5	459.5	459.5	459.5	459.5	459.5	459.5	2.7	2.7
5°	458.5	458.6	458.6	458.5	458.4	458.4	458.3	21.9	24.7
10°	454.8	454.7	454.7	454.6	454.5	454.6	454.8	43.3	67.9
15°	447.3	447.2	447.2	447.1	447.1	447.4	447.7	63.4	131.4
20°	435.5	435.6	435.6	435.5	435.4	435.9	436.3	81.7	213.1
25°	418.3	418.2	418.1	417.9	417.9	418.8	419.8	96.9	310.0
30°	393.9	392.9	392.0	391.8	391.7	394.0	396.2	107.7	417.6
35°	359.0	358.1	357.3	357.0	356.7	359.8	362.9	112.7	530.3
40°	307.0	305.1	303.5	302.7	302.0	308.1	314.2	107.6	637.9
45°	209.9	219.5	229.2	228.5	227.9	223.6	219.4	86.8	724.7
50°	121.1	152.8	184.6	184.6	184.5	154.4	124.3	68.8	793.5
55°	85.1	114.1	143.1	142.6	142.1	114.1	86.2	55.5	849.0
60°	67.2	85.5	103.9	103.9	103.9	85.2	66.6	43.5	892.4
65°	60.3	67.1	74.0	73.7	73.5	66.6	59.7	34.4	926.8
70°	49.9	54.2	58.5	57.8	57.2	53.7	50.2	28.4	955.2
75°	35.1	40.7	46.3	45.7	45.1	40.2	35.4	22.4	977.6
80°	24.2	25.1	26.1	25.6	25.0	24.9	24.7	13.6	991.2
85°	13.0	14.1	15.3	15.2	15.1	14.0	12.9	7.9	999.1
90°	1.4	1.6	1.9	1.8	1.8	1.5	1.2	0.9	1000.0
95°	0.0	0.0	0.0	0.0	0.0	0.0	0.0	0.0	1000.0
100°	0.0	0.0	0.0	0.0	0.0	0.0	0.0	0.0	1000.0
105°	0.0	0.0	0.0	0.0	0.0	0.0	0.0	0.0	1000.0
110°	0.0	0.0	0.0	0.0	0.0	0.0	0.0	0.0	1000.0
115°	0.0	0.0	0.0	0.0	0.0	0.0	0.0	0.0	1000.0
120°	0.0	0.0	0.0	0.0	0.0	0.0	0.0	0.0	1000.0
125°	0.0	0.0	0.0	0.0	0.0	0.0	0.0	0.0	1000.0
130°	0.0	0.0	0.0	0.0	0.0	0.0	0.0	0.0	1000.0
135°	0.0	0.0	0.0	0.0	0.0	0.0	0.0	0.0	1000.0
140°	0.0	0.0	0.0	0.0	0.0	0.0	0.0	0.0	1000.0
145°	0.0	0.0	0.0	0.0	0.0	0.0	0.0	0.0	1000.0
150°	0.0	0.0	0.0	0.0	0.0	0.0	0.0	0.0	1000.0
155°	0.0	0.0	0.0	0.0	0.0	0.0	0.0	0.0	1000.0
160°	0.0	0.0	0.0	0.0	0.0	0.0	0.0	0.0	1000.0
165°	0.0	0.0	0.0	0.0	0.0	0.0	0.0	0.0	1000.0
170°	0.0	0.0	0.0	0.0	0.0	0.0	0.0	0.0	1000.0
175°	0.0	0.0	0.0	0.0	0.0	0.0	0.0	0.0	1000.0
180°	0.0	0.0	0.0	0.0	0.0	0.0	0.0	0.0	1000.0

## Photometric test report

Family <b>Apollon® 41</b>	Order number: <b>51MH11WD2N43</b> EAN: <b>4058352967201</b>	LP number <b>59525_10</b>
------------------------------	--	------------------------------

<b>UGR-Table</b>	<b>Standard room</b>	<b>siteco</b>
------------------	----------------------	---------------

Reflection factor of ceiling	0.7	0.7	0.5	0.5	0.3	0.7	0.7	0.5	0.5	0.3	
Reflection factor of walls	0.5	0.3	0.5	0.3	0.3	0.5	0.3	0.5	0.3	0.3	
Reflection factor of floor	0.2	0.2	0.2	0.2	0.2	0.2	0.2	0.2	0.2	0.2	
Room dimensions	View crosswise (C0)					View endwise (C90)					
x	y										
2H	2H	14.8	16.4	15.2	16.7	17.0	14.8	16.4	15.2	16.7	17.0
	3H	15.7	17.1	16.1	17.5	17.8	15.7	17.1	16.1	17.5	17.8
	4H	16.2	17.5	16.6	17.9	18.2	16.2	17.5	16.6	17.9	18.2
	6H	16.6	17.8	17.0	18.2	18.5	16.6	17.8	17.0	18.2	18.6
	8H	16.8	17.9	17.2	18.3	18.7	16.8	17.9	17.2	18.3	18.7
	12H	16.9	18.0	17.4	18.4	18.8	17.0	18.0	17.4	18.4	18.8
4H	2H	15.4	16.7	15.8	17.0	17.4	15.4	16.7	15.8	17.0	17.4
	3H	16.6	17.7	17.0	18.1	18.5	16.6	17.7	17.0	18.0	18.5
	4H	17.2	18.2	17.7	18.6	19.0	17.2	18.2	17.6	18.6	19.0
	6H	17.7	18.6	18.2	19.0	19.5	17.7	18.6	18.2	19.0	19.4
	8H	18.0	18.7	18.4	19.2	19.7	17.9	18.7	18.4	19.2	19.6
	12H	18.2	18.8	18.7	19.3	19.8	18.1	18.8	18.6	19.3	19.8
8H	4H	17.6	18.3	18.0	18.8	19.3	17.5	18.3	18.0	18.8	19.2
	6H	18.2	18.9	18.7	19.3	19.8	18.2	18.8	18.7	19.3	19.8
	8H	18.5	19.1	19.0	19.6	20.1	18.5	19.1	19.0	19.5	20.1
	12H	18.8	19.3	19.3	19.8	20.3	18.8	19.3	19.3	19.8	20.3
12H	4H	17.6	18.3	18.1	18.7	19.2	17.6	18.3	18.1	18.7	19.2
	6H	18.3	18.8	18.8	19.3	19.9	18.3	18.8	18.8	19.3	19.8
	8H	18.7	19.1	19.2	19.6	20.2	18.6	19.1	19.1	19.6	20.1

<b>Luminance table</b>	<b>Max. for <math>\gamma \geq 65^\circ</math></b>	<b>Photometric dimensions in mm:</b>	<b>L = 555</b> <b>B = 555</b>
------------------------	---	--------------------------------------	----------------------------------

C-planes	$\gamma$	Luminance in cd/m <sup>2</sup>							
		0° 180°	15° 165° 195° 345°	30° 150° 210° 330°	45° 135° 225° 315°	60° 120° 240° 300°	75° 105° 255° 285°	90° 270°	
45°		3373.2	3527.9	3682.6	3672.3	3662.0	3593.7	3525.5	
50°		2139.9	2701.9	3263.9	3263.0	3262.1	2729.8	2197.5	
55°		1684.9	2259.6	2834.3	2824.5	2814.7	2260.8	1706.8	
60°		1526.5	1943.5	2360.5	2360.5	2360.5	1936.8	1513.0	
65°		1621.2	1804.8	1988.4	1982.7	1977.0	1791.1	1605.3	
70°		1656.5	1799.7	1942.9	1921.1	1899.3	1782.8	1666.4	
75°		1541.8	1788.1	2034.3	2006.8	1979.2	1766.2	1553.1	
80°		1580.3	1643.0	1705.6	1672.1	1638.4	1628.7	1619.1	
85°		1691.5	1843.3	1995.2	1983.6	1972.0	1829.1	1686.2	

**Photometric test report**

<b>Family</b> Apollon® 41	<b>Order number: 51MH11WD2N43</b> <b>EAN: 4058352967201</b>	<b>LP number</b> 59525_10
------------------------------	--	------------------------------

**Luminance values in cd/m<sup>2</sup>**     γ 65°   γ 70°   γ 75°   γ 80°   γ 85°     **siteco**

