

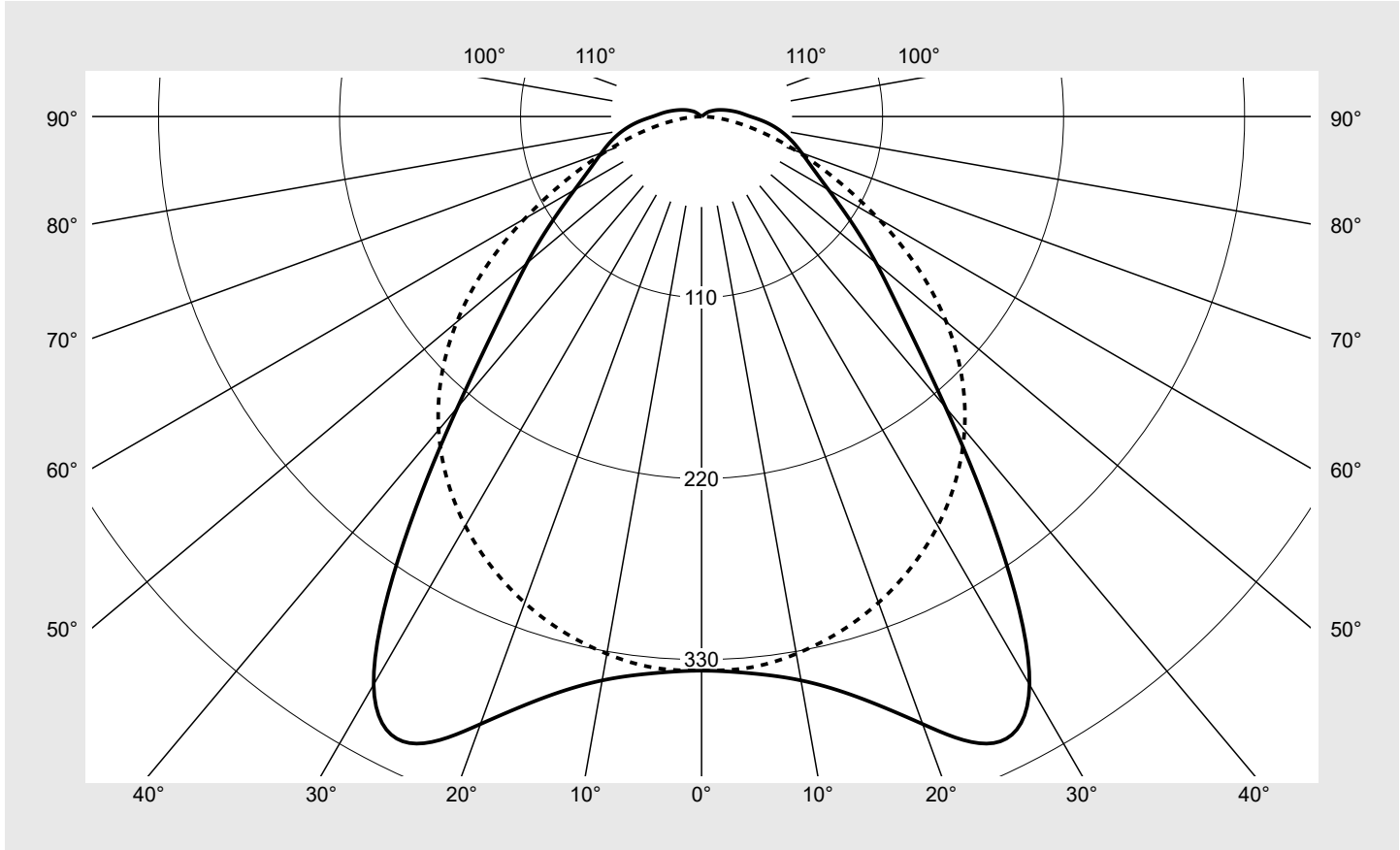


# Photometric test report

<b>Family</b> <b>Licross® 11 Protected</b>	<b>Order number: 51TD1BDN49XG3C</b> <b>EAN: 4058352938461</b>	<b>LP number</b> <b>58522_250</b>
	<b>Version</b> prismatic cover, frosted, wide distribution <b>Lamps</b> LED 4000 K   CRI ≥ 80 <b>Controlgear</b> ECG-DALI <b>Setting</b> AC-mode <b>Rated values</b> Net luminous flux = 9370 lm Power consumption = 60.9 W Luminous efficacy = 153.9 lm/W	<b>serial documentation</b> <b>29.09.2023</b>
		

**Luminous intensity in cd/klm** C180-0 C270-90 **Imax: 420 cd/klm**



Classifications	
DIN 5040	A 4 1
CIE	N1=54 N2=82 N3=95 N4=97 N5=100

Luminaire light output ratios	
$\eta_{LB}$	100.0%
$\phi_u$	96.8%
$\phi_o$	3.2%

Measurement conditions
DIN EN 13032 and DIN 5032

## Photometric test report

<b>Family</b> <b>Licross® 11 Protected</b>	<b>Order number: 51TD1BDN49XG3C</b> <b>EAN: 4058352938461</b>	<b>LP number</b> <b>58522_250</b>
<b>Table of values for luminous intensities</b>		<b>Maximum luminous intensity</b>
		<b>siteco</b>

C-planes $\gamma$	0° 180°	15°	30°	45°	60°	75°	90° 270°	Phi-zone	Total Phi-zone
		165° 195° 345°	150° 210° 330°	135° 225° 315°	120° 240° 300°	105° 255° 285°			
Luminous intensity in cd/klm								Luminous flux in lm/klm	
0°	336.7	336.7	336.7	336.7	336.7	336.7	336.7	2.0	2.0
5°	339.6	338.6	335.9	336.3	336.9	336.0	336.1	16.1	18.1
10°	347.9	347.0	341.3	338.0	335.2	332.1	331.5	32.3	50.4
15°	365.1	363.4	352.6	343.0	333.9	326.3	324.2	48.8	99.2
20°	392.9	389.6	370.2	350.5	332.5	318.7	314.4	66.1	165.3
25°	420.1	417.2	393.2	361.7	330.8	309.3	301.9	83.9	249.2
30°	398.6	403.0	395.6	369.9	329.0	297.6	287.2	97.7	346.8
35°	315.4	327.2	346.9	353.5	322.7	283.2	269.5	100.9	447.7
40°	230.7	242.3	270.7	302.4	300.6	265.5	248.6	95.2	542.9
45°	173.9	182.1	205.6	239.8	258.3	240.0	223.6	85.6	628.5
50°	138.5	144.5	161.6	188.3	208.7	204.6	194.1	75.2	703.7
55°	110.6	115.5	130.2	150.3	164.6	163.9	160.4	64.4	768.0
60°	89.1	92.4	103.6	120.9	128.5	124.9	123.9	53.5	821.6
65°	74.6	76.3	82.5	95.4	99.4	91.8	89.8	43.7	865.3
70°	64.8	65.1	66.4	73.4	75.2	65.0	61.7	35.1	900.3
75°	56.7	56.1	54.1	55.3	54.0	43.4	39.3	27.4	927.8
80°	48.3	47.2	43.9	40.6	36.4	26.8	21.9	20.7	948.5
85°	39.1	38.0	34.5	29.4	22.9	14.4	9.1	14.9	963.3
90°	29.8	28.8	25.7	20.2	13.1	5.8	0.8	9.9	973.3
95°	24.0	23.5	21.4	16.6	9.9	3.5	0.7	7.9	981.2
100°	19.2	18.8	17.3	13.3	7.4	1.9	0.6	6.2	987.4
105°	15.1	14.8	13.6	10.2	5.0	0.8	0.6	4.6	992.0
110°	11.8	11.3	10.2	7.3	2.9	0.6	0.6	3.3	995.3
115°	9.0	8.5	7.3	4.7	1.4	0.7	0.7	2.3	997.6
120°	6.6	6.1	4.9	2.7	0.8	0.7	0.7	1.5	999.1
125°	4.4	4.0	2.9	1.3	0.7	0.8	0.8	0.9	1000.0
130°	0.0	0.0	0.0	0.0	0.0	0.0	0.0	0.0	1000.0
135°	0.0	0.0	0.0	0.0	0.0	0.0	0.0	0.0	1000.0
140°	0.0	0.0	0.0	0.0	0.0	0.0	0.0	0.0	1000.0
145°	0.0	0.0	0.0	0.0	0.0	0.0	0.0	0.0	1000.0
150°	0.0	0.0	0.0	0.0	0.0	0.0	0.0	0.0	1000.0
155°	0.0	0.0	0.0	0.0	0.0	0.0	0.0	0.0	1000.0
160°	0.0	0.0	0.0	0.0	0.0	0.0	0.0	0.0	1000.0
165°	0.0	0.0	0.0	0.0	0.0	0.0	0.0	0.0	1000.0
170°	0.0	0.0	0.0	0.0	0.0	0.0	0.0	0.0	1000.0
175°	0.0	0.0	0.0	0.0	0.0	0.0	0.0	0.0	1000.0
180°	0.0	0.0	0.0	0.0	0.0	0.0	0.0	0.0	1000.0

## Photometric test report

<b>Family</b> Licross® 11 Protected	<b>Order number: 51TD1BDN49XG3C</b> <b>EAN: 4058352938461</b>	<b>LP number</b> 58522_250
--	--	-------------------------------

<b>UGR-Table</b>	<b>Standard room</b>	<b>siteco</b>
------------------	----------------------	---------------

Reflection factor of ceiling	0.7	0.7	0.5	0.5	0.3	0.7	0.7	0.5	0.5	0.3	
Reflection factor of walls	0.5	0.3	0.5	0.3	0.3	0.5	0.3	0.5	0.3	0.3	
Reflection factor of floor	0.2	0.2	0.2	0.2	0.2	0.2	0.2	0.2	0.2	0.2	
Room dimensions	View crosswise (C0)					View endwise (C90)					
x	y										
2H	2H	20.9	22.6	21.3	22.9	23.2	22.8	24.5	23.2	24.8	25.1
	3H	22.1	23.6	22.5	23.9	24.3	23.8	25.3	24.2	25.6	26.0
	4H	22.8	24.2	23.2	24.5	24.9	24.2	25.6	24.6	25.9	26.3
	6H	23.6	24.8	24.0	25.2	25.6	24.4	25.7	24.9	26.1	26.5
	8H	24.0	25.2	24.4	25.6	26.0	24.6	25.7	25.0	26.1	26.5
	12H	24.4	25.5	24.8	25.9	26.3	24.6	25.7	25.0	26.1	26.5
4H	2H	21.8	23.2	22.2	23.5	23.9	23.3	24.7	23.7	25.0	25.4
	3H	23.1	24.3	23.6	24.7	25.1	24.5	25.7	25.0	26.1	26.5
	4H	23.9	25.0	24.4	25.4	25.9	25.0	26.1	25.5	26.5	26.9
	6H	24.9	25.8	25.3	26.2	26.7	25.4	26.3	25.9	26.8	27.2
	8H	25.3	26.2	25.8	26.6	27.1	25.5	26.4	26.0	26.8	27.3
	12H	25.8	26.6	26.3	27.0	27.5	25.6	26.4	26.1	26.8	27.3
8H	4H	24.4	25.2	24.8	25.7	26.1	25.3	26.2	25.8	26.6	27.1
	6H	25.4	26.2	25.9	26.6	27.1	25.8	26.6	26.3	27.0	27.5
	8H	26.0	26.7	26.5	27.2	27.7	26.0	26.7	26.5	27.2	27.7
	12H	26.7	27.2	27.2	27.7	28.2	26.2	26.8	26.7	27.3	27.8
12H	4H	24.4	25.2	24.9	25.7	26.1	25.4	26.1	25.9	26.6	27.1
	6H	25.6	26.2	26.1	26.7	27.2	26.0	26.6	26.5	27.1	27.6
	8H	26.2	26.8	26.7	27.3	27.8	26.2	26.8	26.7	27.3	27.8

<b>Luminance table</b>	<b>Max. for <math>\gamma \geq 65^\circ</math></b>	<b>Photometric dimensions in mm:</b>	<b>L = 1480</b>	<b>H(C0) = 13</b>	<b>H(C180) = 13</b>
			<b>B = 78</b>	<b>H(C90) = 0</b>	<b>H(C270) = 0</b>

C-planes	$\gamma$	Luminance in cd/m <sup>2</sup>							
		0° 180°	15° 165° 195° 345°	30° 150° 210° 330°	45° 135° 225° 315°	60° 120° 240° 300°	75° 105° 255° 285°	90° 270°	
	45°	17107.2	18005.7	20622.3	24623.8	27364.1	26407.6	25668.8	
	50°	14588.5	15305.9	17412.8	20850.9	23971.3	24577.8	24512.8	
	55°	12637.7	13287.8	15280.1	18205.7	20818.9	21847.5	22694.2	
	60°	11227.9	11730.4	13454.2	16295.4	18229.4	18863.7	20120.2	
	65°	10559.7	10897.5	12097.7	14631.8	16201.6	16143.6	17251.5	
	70°	10541.0	10719.0	11289.3	13162.5	14519.4	13796.3	14641.8	
	75°	10954.2	10999.7	11026.1	12034.8	12928.7	11717.9	12318.8	
	80°	11601.7	11541.5	11288.9	11367.3	11548.5	10070.0	10219.3	
	85°	12524.5	12456.6	12117.0	11670.9	10935.6	8956.5	8495.3	

**Photometric test report**

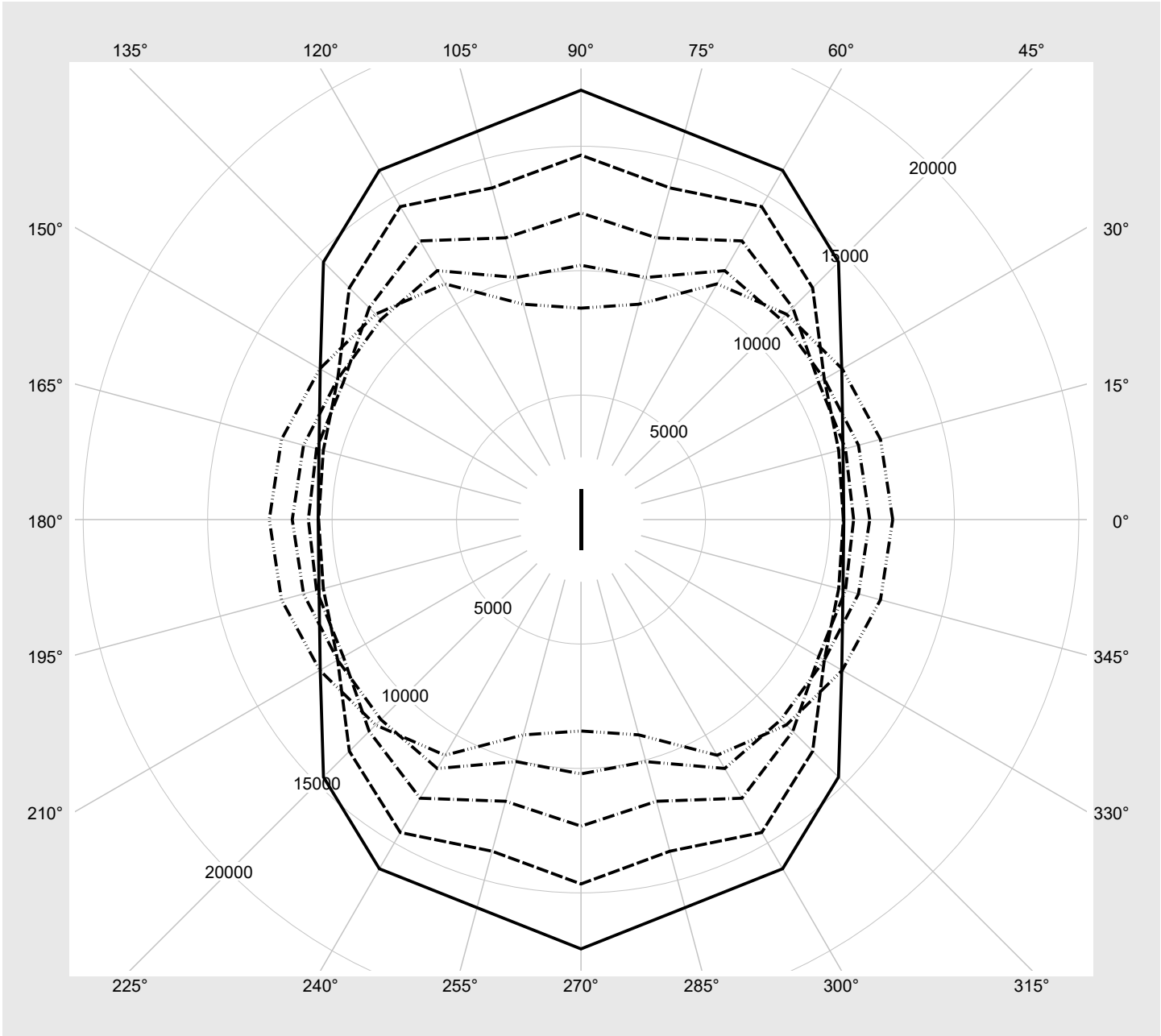
**Family**  
Licross® 11 Protected

**Order number: 51TD1BDN49XG3C**  
**EAN: 4058352938461**

**LP number**  
**58522\_250**

**Luminance values in cd/m<sup>2</sup>**

$\gamma$  65°   
   $\gamma$  70°   
   $\gamma$  75°   
   $\gamma$  80°   
   $\gamma$  85°



## Photometric test report

<b>Family</b> Licross® 11 Protected	<b>Order number: 51TD1BDN49XG3C</b> <b>EAN: 4058352938461</b>	<b>LP number</b> <b>58522_250</b>
--	--	--------------------------------------

<b>Dimming levels table</b>	environmental temperature: 25°C	<b>sITeco</b>
-----------------------------	---------------------------------	---------------

Luminous flux %	Dimming level linear	Dimming level logarithmic	Luminous flux [lm]	Power consumption [W]
100	254	254	9370	60.9
95	240	252	8895	57.6
90	226	250	8416	54.5
85	213	248	7965	51.5
80	200	245	7511	48.6
75	186	243	7018	45.5
70	173	240	6555	42.5
65	160	237	6089	39.7
60	147	234	5619	36.8
55	134	231	5145	33.9
50	122	227	4701	31.3
45	109	223	4218	28.5
40	96	218	3732	25.8
35	84	213	3279	23.3
30	72	208	2819	20.8
25	60	201	2358	18.3
20	47	192	1855	15.5
15	36	182	1425	13.2
10	24	168	951	10.7
5	12	142	472	8.3
2	4	102	152	6.8