

# Photometric test report

**Family**  
Silica® 21

**Order number: 51MX31DA37WB**  
**EAN: 4058352886694**

**LP number**  
**59281\_75**



**Version** Suspended luminaire, reflector, black, direct-/indirect distribution, narrow distribution, UGR≤16 (L65≤3000cd/m²)

**Lamps** LED 3000 K | CRI ≥ 80

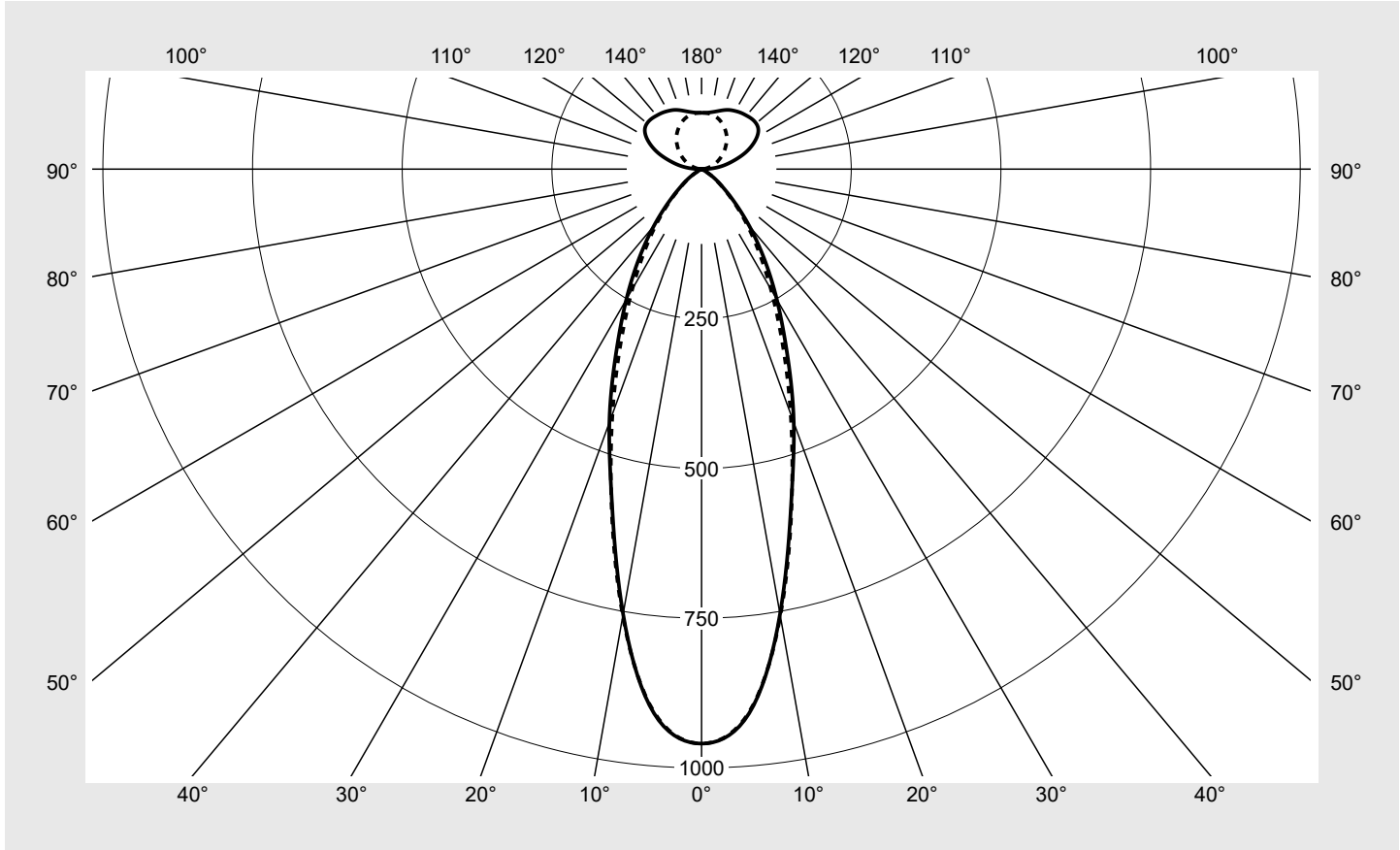
**Controlgear** ECG-DALI

**Rated values** Net luminous flux = 7290 lm  
Power consumption = 46.8 W  
Luminous efficacy = 155.8 lm/W

**serial documentation**  
**02.08.2023**



**Luminous intensity in cd/klm** C180-0 C270-90 **Imax: 959 cd/klm**



**Classifications**


DIN 5040	C 7 2
CIE	N1=86 N2=99 N3=100 N4=59 N5=100

**Luminaire light output ratios**

$\eta_{LB}$	100.0%
$\phi_u$	59.0%
$\phi_o$	41.0%

**Measurement conditions**  
DIN EN 13032 and DIN 5032

## Photometric test report

Family <b>Silica® 21</b>	Order number: <b>51MX31DA37WB</b> EAN: <b>4058352886694</b>	LP number <b>59281_75</b>
Table of values for luminous intensities		
Maximum luminous intensity		

C-planes $\gamma$	0° 180°	15°	30°	45°	60°	75°	90° 270°	Phi-zone	Total Phi-zone
		165° 195° 345°	150° 210° 330°	135° 225° 315°	120° 240° 300°	105° 255° 285°			
Luminous intensity in cd/klm								Luminous flux in lm/klm	
0°	959.4	959.4	959.4	959.4	959.4	959.4	959.4	5.7	5.7
5°	912.2	913.2	911.7	911.4	911.5	911.7	910.3	43.6	49.3
10°	754.6	755.9	762.5	767.9	766.9	758.5	757.5	72.5	121.8
15°	578.2	581.5	588.5	595.2	592.8	584.9	581.1	83.3	205.1
20°	450.2	447.9	438.1	432.3	432.3	433.7	435.2	82.1	287.1
25°	337.4	332.5	314.5	302.7	311.9	319.4	319.2	73.7	360.8
30°	251.3	246.8	227.0	216.4	227.8	237.2	231.6	63.8	424.6
35°	181.9	180.8	165.4	156.1	165.0	174.0	165.2	53.2	477.8
40°	124.1	124.5	116.4	111.0	116.6	120.7	113.9	41.6	519.4
45°	77.3	77.7	75.1	73.6	76.6	76.5	72.7	29.4	548.8
50°	44.9	46.1	46.4	46.4	47.6	45.7	43.0	19.3	568.1
55°	25.0	26.0	27.2	27.9	28.2	25.7	24.0	11.9	580.0
60°	7.9	9.6	14.5	15.8	15.1	10.6	8.6	5.8	585.9
65°	2.5	3.1	4.5	8.1	4.9	3.1	2.7	2.2	588.0
70°	1.0	1.1	0.9	1.6	1.1	1.3	1.3	0.6	588.6
75°	0.2	0.3	0.3	0.3	0.3	0.3	0.3	0.2	588.8
80°	0.0	0.1	0.1	0.1	0.1	0.1	0.1	0.0	588.8
85°	0.4	0.4	0.4	0.4	0.4	0.4	0.4	0.2	589.1
90°	4.7	4.6	4.9	4.8	2.9	1.0	0.4	1.9	590.9
95°	22.0	22.5	24.1	22.8	14.6	7.5	3.9	9.5	600.4
100°	39.3	40.4	40.8	35.7	24.0	13.5	8.9	16.1	616.5
105°	56.4	57.6	56.5	48.2	33.0	20.5	15.0	22.2	638.7
110°	75.8	76.1	71.3	59.4	42.3	27.6	21.4	27.9	666.6
115°	92.7	91.8	84.7	69.7	51.3	34.9	28.6	32.5	699.2
120°	106.6	104.9	95.6	78.0	59.7	42.0	35.6	35.7	734.9
125°	115.7	112.5	102.2	85.6	66.8	48.7	43.0	37.1	771.9
130°	118.9	116.2	105.4	90.1	72.2	55.6	50.5	36.7	808.6
135°	118.7	116.2	106.6	93.2	76.5	62.0	57.9	35.1	843.7
140°	116.7	115.0	106.9	95.4	80.1	68.1	65.7	32.7	876.4
145°	114.8	113.6	106.8	96.6	83.5	73.7	72.0	29.7	906.1
150°	112.1	111.6	105.6	96.5	86.2	79.2	77.7	26.2	932.3
155°	109.0	108.7	103.0	96.1	88.3	84.0	82.9	22.2	954.6
160°	104.7	104.4	99.9	95.3	90.2	87.8	87.5	17.9	972.5
165°	100.1	99.5	97.2	94.2	92.0	90.8	90.9	13.5	985.9
170°	96.6	96.1	95.5	94.2	93.3	93.1	93.2	9.0	994.9
175°	94.6	94.5	94.0	93.8	93.8	93.9	93.9	4.5	999.4
180°	94.1	94.1	94.1	94.1	94.1	94.1	94.1	0.6	1000.0

## Photometric test report

Family <b>Silica® 21</b>	Order number: <b>51MX31DA37WB</b> EAN: <b>4058352886694</b>	LP number <b>59281_75</b>
-----------------------------	--	------------------------------

<b>UGR-Table</b>	<b>Standard room</b>	<b>siteco</b>
------------------	----------------------	---------------

Reflection factor of ceiling	0.7	0.7	0.5	0.5	0.3	0.7	0.7	0.5	0.5	0.3	
Reflection factor of walls	0.5	0.3	0.5	0.3	0.3	0.5	0.3	0.5	0.3	0.3	
Reflection factor of floor	0.2	0.2	0.2	0.2	0.2	0.2	0.2	0.2	0.2	0.2	
Room dimensions	View crosswise (C0)					View endwise (C90)					
x	y										
2H	2H	14.3	15.1	15.1	15.9	17.0	14.2	15.0	15.0	15.8	16.9
	3H	14.0	14.7	14.9	15.6	16.7	13.9	14.6	14.8	15.5	16.6
	4H	13.8	14.5	14.7	15.4	16.5	13.8	14.4	14.7	15.3	16.4
	6H	13.7	14.2	14.6	15.2	16.3	13.6	14.2	14.5	15.1	16.2
	8H	13.6	14.1	14.5	15.0	16.2	13.5	14.0	14.4	14.9	16.1
	12H	13.5	13.9	14.4	14.9	16.1	13.4	13.9	14.4	14.8	16.0
4H	2H	14.0	14.7	14.9	15.6	16.7	13.9	14.5	14.8	15.4	16.5
	3H	13.7	14.3	14.7	15.2	16.4	13.6	14.2	14.5	15.1	16.2
	4H	13.6	14.1	14.5	15.0	16.2	13.5	14.0	14.4	14.9	16.1
	6H	13.4	13.8	14.4	14.8	16.0	13.3	13.7	14.3	14.7	15.9
	8H	13.3	13.7	14.3	14.6	15.9	13.2	13.6	14.2	14.6	15.8
	12H	13.2	13.5	14.2	14.5	15.7	13.1	13.5	14.1	14.4	15.6
8H	4H	13.3	13.7	14.3	14.7	15.9	13.2	13.6	14.2	14.5	15.7
	6H	13.2	13.5	14.2	14.5	15.7	13.0	13.3	14.0	14.3	15.6
	8H	13.1	13.4	14.1	14.3	15.6	13.0	13.3	14.0	14.2	15.5
	12H	13.0	13.2	14.0	14.2	15.5	12.9	13.1	13.9	14.1	15.4
12H	4H	13.2	13.6	14.2	14.5	15.7	13.1	13.4	14.1	14.4	15.6
	6H	13.1	13.3	14.1	14.3	15.6	13.0	13.2	14.0	14.2	15.5
	8H	13.0	13.2	14.0	14.2	15.5	12.9	13.1	13.9	14.1	15.4

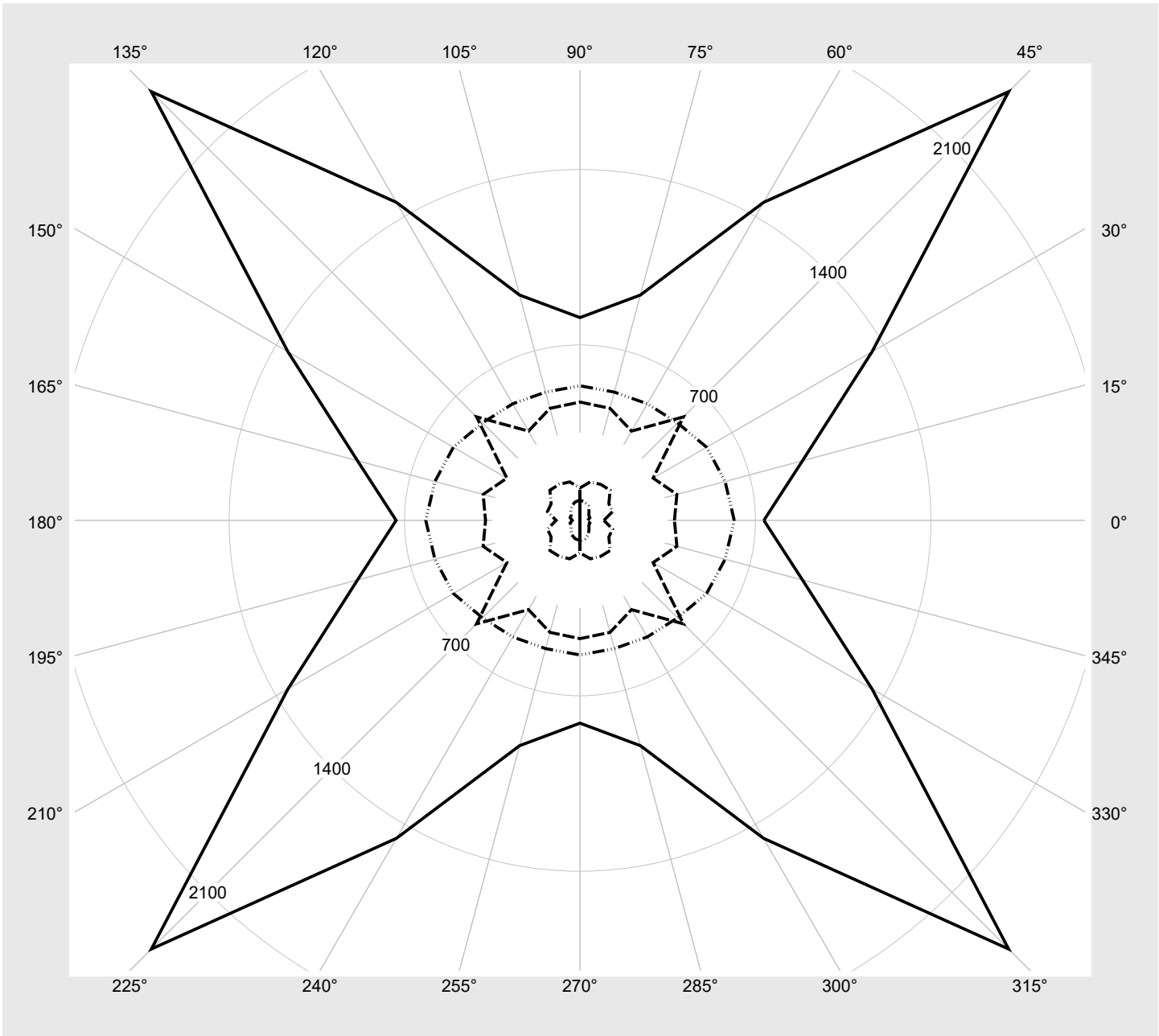
<b>Luminance table</b>	<b>Max. for <math>\gamma \geq 65^\circ</math></b>	<b>Photometric dimensions in mm:</b>	<b>L = 1176</b> <b>B = 49</b>
------------------------	---	--------------------------------------	----------------------------------

C-planes	$\gamma$	Luminance in cd/m <sup>2</sup>						
		0° 180°	15° 165° 195° 345°	30° 150° 210° 330°	45° 135° 225° 315°	60° 120° 240° 300°	75° 105° 255° 285°	90° 270°
45°		13822.4	13893.0	13438.6	13172.6	13704.8	13693.4	13008.3
50°		8843.9	9071.0	9124.1	9140.1	9376.2	8994.2	8469.3
55°		5508.6	5731.1	5994.9	6159.7	6219.2	5673.8	5283.4
60°		1998.9	2426.0	3679.7	3986.3	3824.6	2675.4	2167.9
65°		733.7	919.3	1345.9	2419.0	1465.0	930.7	809.1
70°		376.9	400.2	337.0	584.1	411.3	462.7	472.0
75°		95.3	134.4	133.0	170.1	165.7	158.9	129.5
80°		30.6	40.8	40.8	51.0	66.3	75.8	80.9
85°		615.5	599.5	583.5	550.1	537.1	529.8	537.1

**Photometric test report**

<b>Family</b> <b>Silica® 21</b>	<b>Order number: 51MX31DA37WB</b> <b>EAN: 4058352886694</b>	<b>LP number</b> <b>59281_75</b>
------------------------------------	--	-------------------------------------

**Luminance values in cd/m<sup>2</sup>**     γ 65°   γ 70°   γ 75°   γ 80°   γ 85°     **siteco**



## Photometric test report

Family <b>Silica® 21</b>	Order number: <b>51MX31DA37WB</b> EAN: <b>4058352886694</b>	LP number <b>59281_75</b>
-----------------------------	--	------------------------------

<b>Dimming levels table</b>	environmental temperature: 25°C	<b>sITeco</b>
-----------------------------	---------------------------------	---------------

Luminous flux %	Dimming level linear	Dimming level logarithmic	Luminous flux [lm]	Power consumption [W]
100	254	254	7290	46.8
95	240	252	6913	44.3
90	227	250	6560	42.0
85	214	248	6204	39.6
80	201	245	5845	37.2
75	187	243	5456	34.7
70	174	240	5091	32.4
65	161	237	4726	30.1
60	149	234	4385	27.9
55	136	231	4014	25.6
50	123	227	3639	23.3
45	111	224	3292	21.2
40	98	219	2913	18.9
35	86	214	2562	16.8
30	73	208	2178	14.5
25	61	202	1821	12.5
20	49	194	1463	10.3
15	37	183	1104	8.2
10	25	169	743	6.1
5	12	142	350	4.0
2	5	110	137	3.4