



# Photometric test report

<b>Family</b> <b>Silica® 21</b>	<b>Order number: 51MX23DC4ABB</b> <b>EAN: 4058352905296</b>	<b>LP number</b> <b>59330_246</b>
	<b>Version</b> surface-mounted luminaire, with homogeneous illumination, prismatic cover, direct distribution, extremely wide distribution, UGR≤19 (L65≤3000cd/m²)	<b>serial documentation</b> <b>02.08.2023</b>
	<b>Lamps</b> LED 4000 K   CRI ≥ 80	
	<b>Controlgear</b> ECG-DALI	
<b>Rated values</b> Net luminous flux = 8200 lm Power consumption = 58.2 W Luminous efficacy = 140.9 lm/W		

**Luminous intensity in cd/klm** C180-0 C270-90 Imax: 642 cd/klm



Classifications	
DIN 5040	A 6 0
CIE	N1=78 N2=96 N3=99 N4=100 N5=100

Luminaire light output ratios	
$\eta_{LB}$	100.0%
$\phi_u$	100.0%
$\phi_o$	0.0%

**Measurement conditions**  
 DIN EN 13032 and DIN 5032

## Photometric test report

Family <b>Silica® 21</b>	Order number: <b>51MX23DC4ABB</b> EAN: <b>4058352905296</b>	LP number <b>59330_246</b>
Table of values for luminous intensities		Maximum luminous intensity
		<b>siteco</b>

C-planes $\gamma$	0° 180°	15°	30°	45°	60°	75°	90° 270°	Phi-zone	Total Phi-zone
		165° 195° 345°	150° 210° 330°	135° 225° 315°	120° 240° 300°	105° 255° 285°			
Luminous intensity in cd/klm								Luminous flux in lm/klm	
0°	631.2	631.2	631.2	631.2	631.2	631.2	631.2	3.8	3.8
5°	639.0	636.9	635.8	640.8	642.0	634.8	631.1	30.5	34.2
10°	617.8	615.8	612.2	616.7	624.6	629.4	622.7	59.0	93.2
15°	604.8	603.1	597.6	597.0	601.6	607.9	607.8	85.4	178.7
20°	581.7	581.2	575.6	575.6	576.2	579.7	585.7	108.5	287.2
25°	550.9	551.4	546.3	545.8	546.2	547.0	553.9	127.0	414.1
30°	511.3	512.1	506.5	506.8	506.5	506.0	509.9	139.2	553.4
35°	440.5	440.8	437.0	438.8	441.2	438.6	439.0	138.1	691.5
40°	323.4	324.8	326.1	329.4	332.6	332.8	333.0	115.9	807.4
45°	198.4	199.0	200.7	203.5	206.3	209.2	212.1	79.1	886.5
50°	93.9	108.5	122.0	111.2	100.2	119.3	133.6	47.2	933.7
55°	37.7	51.0	48.2	55.0	41.5	57.5	53.4	22.4	956.1
60°	25.5	26.5	28.2	26.2	26.1	27.8	29.0	12.8	968.9
65°	21.0	20.8	21.7	21.1	22.1	22.0	22.3	10.7	979.6
70°	15.2	15.5	16.2	16.1	16.4	16.6	17.4	8.3	987.9
75°	10.6	11.0	12.1	11.5	11.8	12.4	12.4	6.2	994.1
80°	6.4	6.8	7.5	8.1	7.5	8.4	8.5	4.1	998.3
85°	2.4	2.5	2.6	3.2	3.5	4.1	4.3	1.7	1000.0
90°	0.0	0.0	0.0	0.0	0.0	0.0	0.0	0.0	1000.0
95°	0.0	0.0	0.0	0.0	0.0	0.0	0.0	0.0	1000.0
100°	0.0	0.0	0.0	0.0	0.0	0.0	0.0	0.0	1000.0
105°	0.0	0.0	0.0	0.0	0.0	0.0	0.0	0.0	1000.0
110°	0.0	0.0	0.0	0.0	0.0	0.0	0.0	0.0	1000.0
115°	0.0	0.0	0.0	0.0	0.0	0.0	0.0	0.0	1000.0
120°	0.0	0.0	0.0	0.0	0.0	0.0	0.0	0.0	1000.0
125°	0.0	0.0	0.0	0.0	0.0	0.0	0.0	0.0	1000.0
130°	0.0	0.0	0.0	0.0	0.0	0.0	0.0	0.0	1000.0
135°	0.0	0.0	0.0	0.0	0.0	0.0	0.0	0.0	1000.0
140°	0.0	0.0	0.0	0.0	0.0	0.0	0.0	0.0	1000.0
145°	0.0	0.0	0.0	0.0	0.0	0.0	0.0	0.0	1000.0
150°	0.0	0.0	0.0	0.0	0.0	0.0	0.0	0.0	1000.0
155°	0.0	0.0	0.0	0.0	0.0	0.0	0.0	0.0	1000.0
160°	0.0	0.0	0.0	0.0	0.0	0.0	0.0	0.0	1000.0
165°	0.0	0.0	0.0	0.0	0.0	0.0	0.0	0.0	1000.0
170°	0.0	0.0	0.0	0.0	0.0	0.0	0.0	0.0	1000.0
175°	0.0	0.0	0.0	0.0	0.0	0.0	0.0	0.0	1000.0
180°	0.0	0.0	0.0	0.0	0.0	0.0	0.0	0.0	1000.0

## Photometric test report

Family <b>Silica® 21</b>	Order number: <b>51MX23DC4ABB</b> EAN: <b>4058352905296</b>	LP number <b>59330_246</b>
-----------------------------	--	-------------------------------

UGR-Table	Standard room	siteco	
-----------	---------------	--------	--

Reflection factor of ceiling	0.7	0.7	0.5	0.5	0.3	0.7	0.7	0.5	0.5	0.3	
Reflection factor of walls	0.5	0.3	0.5	0.3	0.3	0.5	0.3	0.5	0.3	0.3	
Reflection factor of floor	0.2	0.2	0.2	0.2	0.2	0.2	0.2	0.2	0.2	0.2	
Room dimensions	View crosswise (C0)					View endwise (C90)					
x	y										
2H	2H	18.4	19.8	18.8	20.1	20.4	18.6	20.0	19.0	20.3	20.6
	3H	18.5	19.7	18.9	20.0	20.4	18.7	19.9	19.1	20.3	20.6
	4H	18.5	19.7	18.9	20.0	20.4	18.8	19.9	19.2	20.3	20.6
	6H	18.6	19.6	19.0	19.9	20.3	18.9	19.9	19.3	20.2	20.6
	8H	18.6	19.5	19.1	19.9	20.3	19.0	19.9	19.4	20.2	20.6
	12H	18.6	19.5	19.1	19.9	20.3	19.0	19.8	19.4	20.2	20.6
4H	2H	18.4	19.5	18.8	19.8	20.2	18.6	19.7	19.0	20.0	20.4
	3H	18.5	19.4	18.9	19.8	20.2	18.7	19.7	19.2	20.0	20.5
	4H	18.6	19.4	19.0	19.8	20.3	18.8	19.7	19.3	20.1	20.5
	6H	18.7	19.4	19.1	19.8	20.3	19.0	19.7	19.4	20.1	20.6
	8H	18.7	19.3	19.2	19.8	20.3	19.0	19.7	19.5	20.1	20.6
	12H	18.7	19.3	19.2	19.7	20.2	19.1	19.7	19.6	20.1	20.6
8H	4H	18.6	19.2	19.1	19.7	20.2	18.8	19.5	19.3	19.9	20.4
	6H	18.7	19.2	19.2	19.7	20.2	19.0	19.5	19.5	20.0	20.5
	8H	18.8	19.2	19.3	19.7	20.2	19.1	19.6	19.6	20.1	20.6
	12H	18.8	19.2	19.3	19.7	20.2	19.2	19.6	19.7	20.1	20.6
12H	4H	18.6	19.1	19.1	19.6	20.1	18.8	19.4	19.3	19.8	20.3
	6H	18.7	19.2	19.3	19.7	20.2	19.0	19.5	19.5	20.0	20.5
	8H	18.8	19.2	19.3	19.7	20.2	19.1	19.5	19.7	20.0	20.6

Luminance table	Max. for $\gamma \geq 65^\circ$	Photometric dimensions in mm:	L = 3000 B = 50
-----------------	---------------------------------	-------------------------------	--------------------

C-planes	$\gamma$	Luminance in cd/m <sup>2</sup>							
		0° 180°	15° 165° 195° 345°	30° 150° 210° 330°	45° 135° 225° 315°	60° 120° 240° 300°	75° 105° 255° 285°	90° 270°	
45°		15337.1	15386.8	15516.8	15733.4	15947.7	16176.3	16396.2	
50°		7985.6	9225.1	10377.4	9461.0	8525.0	10144.7	11360.6	
55°		3593.5	4859.8	4595.5	5239.5	3952.2	5476.5	5093.4	
60°		2786.7	2901.2	3078.1	2859.1	2851.3	3042.2	3168.5	
65°		2712.4	2694.8	2807.3	2728.9	2858.0	2844.2	2883.9	
70°		2428.8	2480.0	2581.5	2570.0	2616.8	2647.5	2781.9	
75°		2234.0	2315.3	2548.7	2438.7	2493.0	2614.9	2619.3	
80°		2010.4	2136.0	2358.3	2564.8	2374.0	2654.5	2660.5	
85°		1519.8	1542.4	1645.2	2011.5	2168.3	2548.4	2673.3	

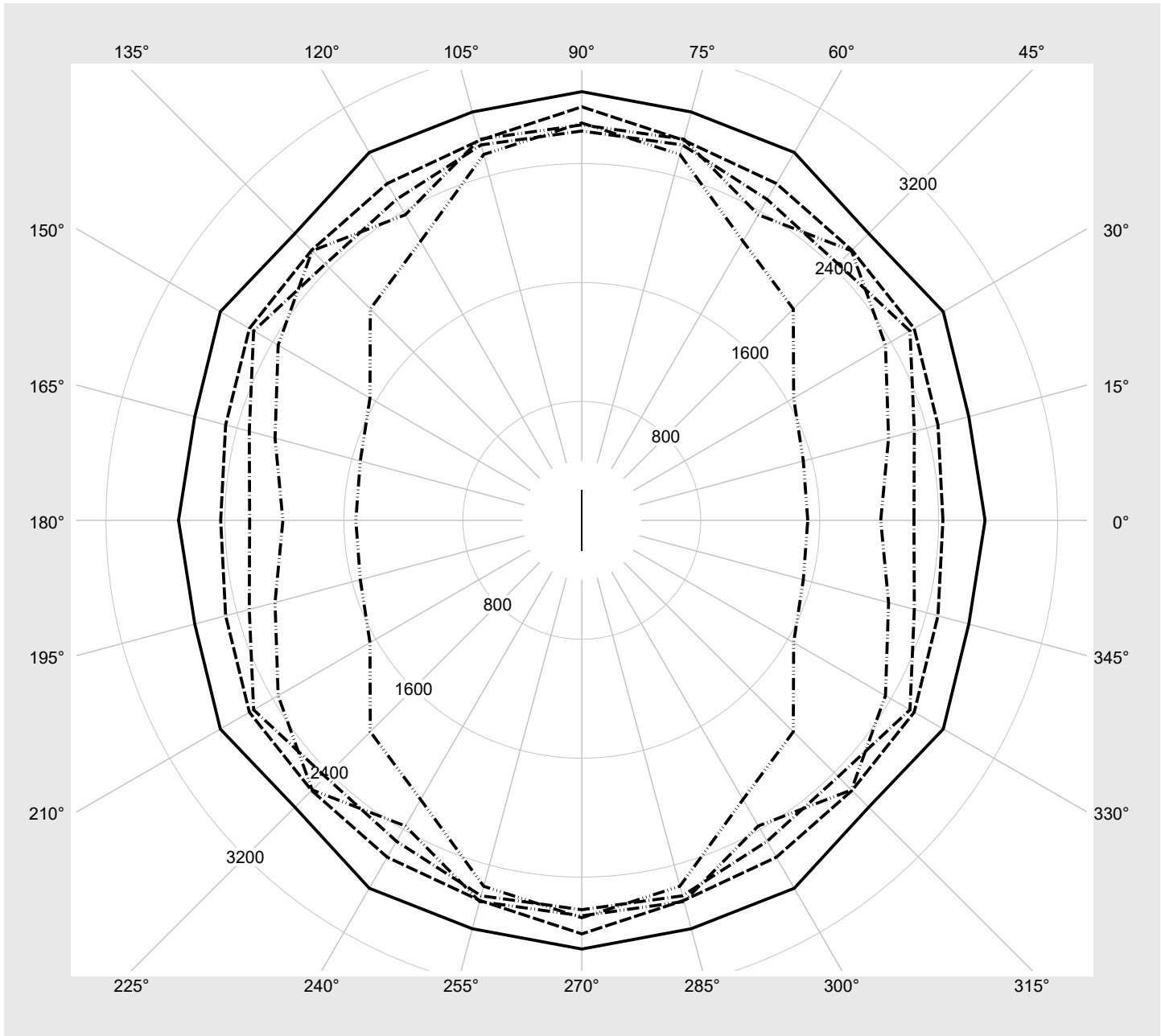
**Photometric test report**

<b>Family</b> <b>Silica® 21</b>	<b>Order number: 51MX23DC4ABB</b> <b>EAN: 4058352905296</b>	<b>LP number</b> <b>59330_246</b>
------------------------------------	--	--------------------------------------

**Luminance values in cd/m<sup>2</sup>**

$\gamma$  65°    
   $\gamma$  70°    
   $\gamma$  75°    
   $\gamma$  80°    
   $\gamma$  85°

**siteco**



## Photometric test report

<b>Family</b> Silica® 21	<b>Order number: 51MX23DC4ABB</b> <b>EAN: 4058352905296</b>	<b>LP number</b> 59330_246
-----------------------------	--	-------------------------------

<b>Dimming levels table</b>	environmental temperature: 25°C	<b>sITeco</b>
-----------------------------	---------------------------------	---------------

Luminous flux %	Dimming level linear	Dimming level logarithmic	Luminous flux [lm]	Power consumption [W]
100	254	254	8200	58.2
95	241	252	7800	55.4
90	227	250	7368	52.3
85	214	248	6963	49.4
80	201	245	6556	46.5
75	188	243	6146	43.7
70	175	240	5734	40.8
65	162	238	5318	38.1
60	150	235	4933	35.4
55	137	231	4515	32.4
50	124	228	4094	29.6
45	112	224	3704	27.0
40	99	219	3279	24.2
35	87	215	2885	21.6
30	74	209	2457	18.9
25	62	202	2060	16.3
20	49	194	1625	13.5
15	37	183	1224	10.9
10	25	169	822	8.5
5	13	145	419	5.8
2	6	117	183	4.2