


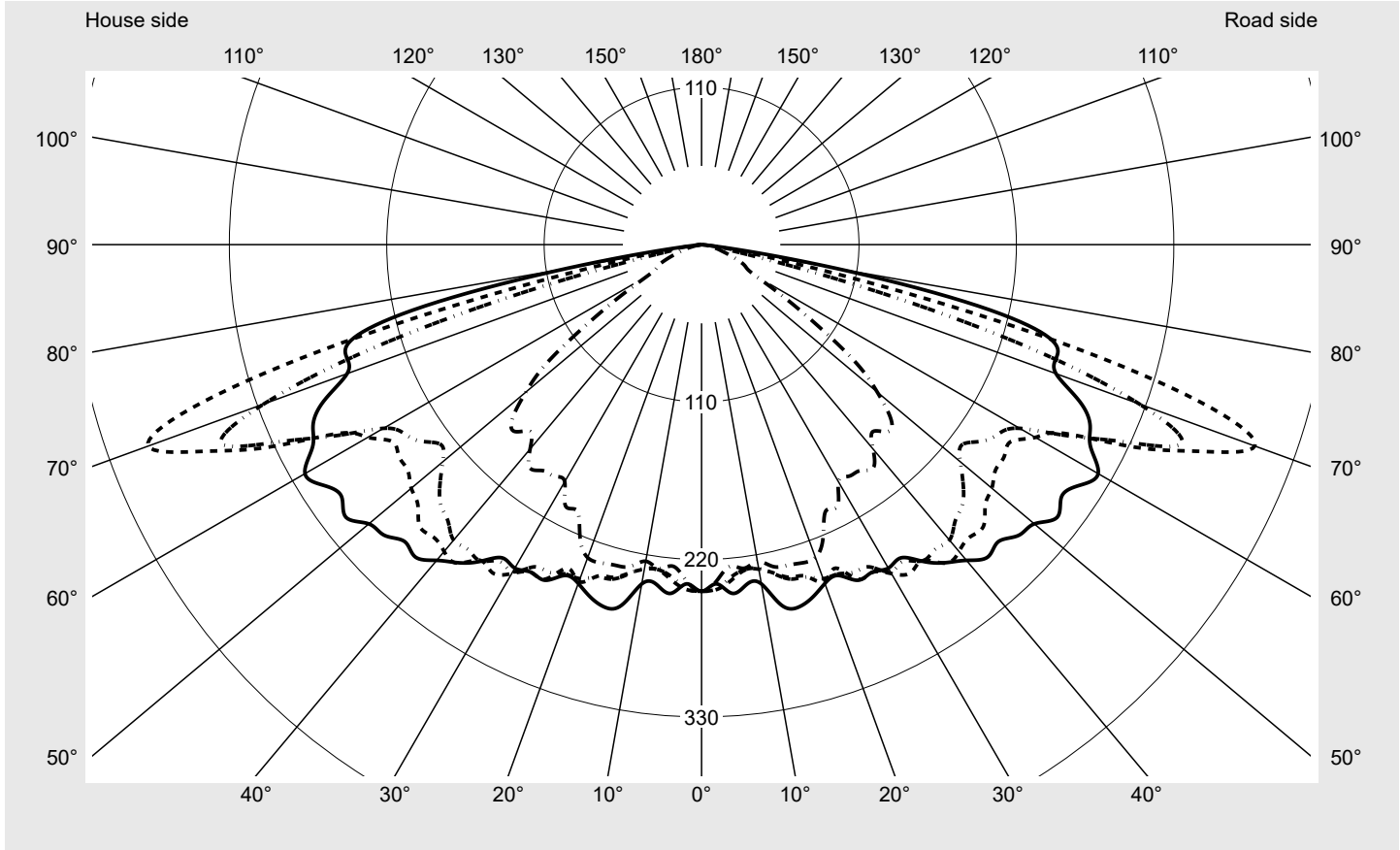
Photometric test report

Family DL® 50 mini LED	Order number: 5XA248W31F08LE EAN: 4058352804094	LP number 59398_24
	Version wire mounting Optic symmetric, wide distribution (ST1.0s) Cover toughened safety glass Lamps LED 3000 K CRI ≥ 70 Controlgear ECG SITECO iQ Rated values Net luminous flux = 10390 lm Power consumption = 67.4 W Luminous efficacy = 154.2 lm/W	serial documentation 03.04.2023





Luminous intensity in cd/klm C180-0 C205-25 C210-30 C270-90 **Imax: 411 cd/klm**



Luminaire output ratios	
Eta	100.0%
Eta 0° - 90°	100.0%
Eta 90° - 180°	0.0%

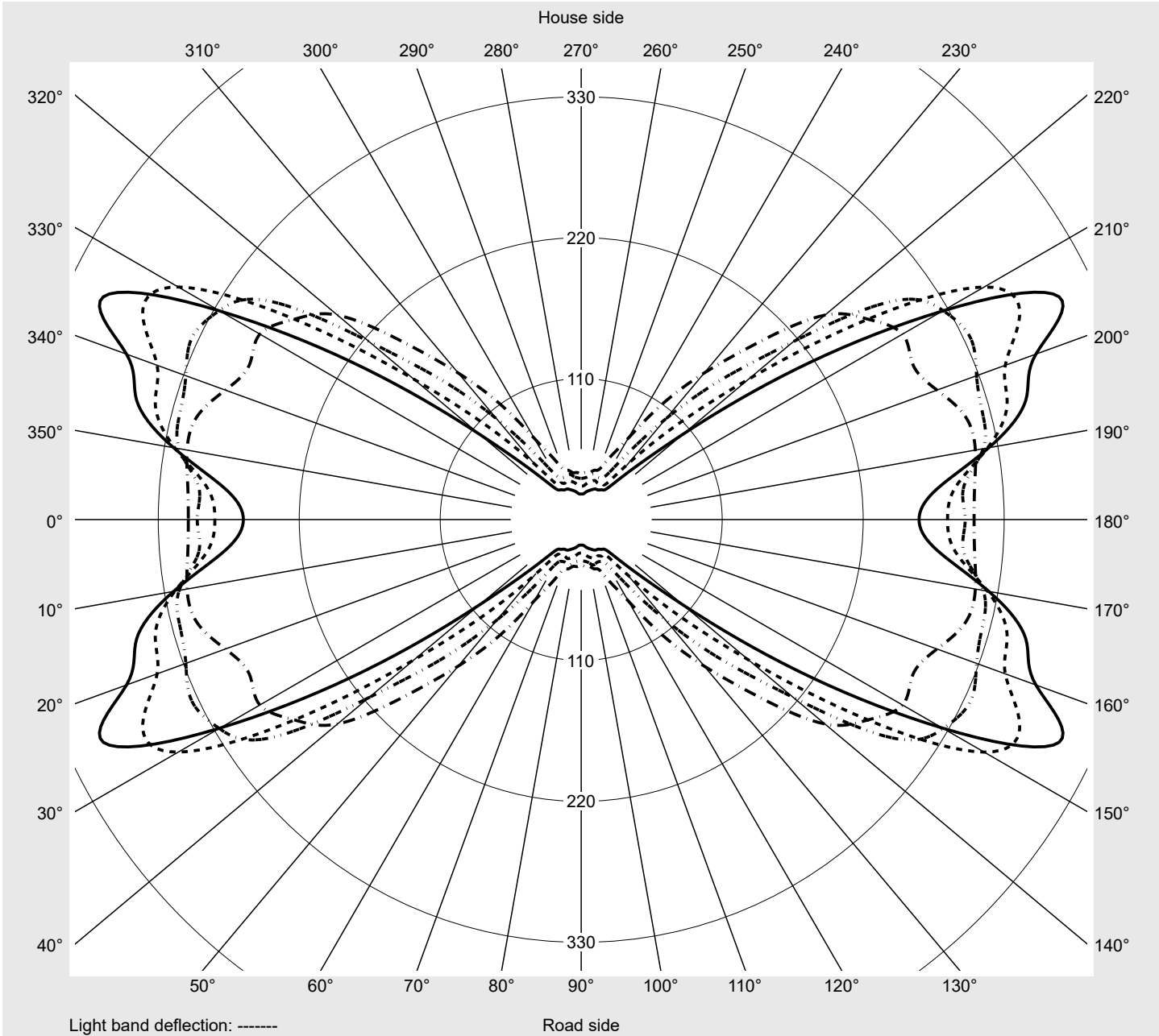
Luminous intensity class acc. to EN13201-2	
Class:	G4
Imax 70°	411.4
Imax 80°	95.1
Imax 90°	0.0
Imax >90°	0.0
Imax >95°	0.0

Measurement conditions
DIN EN 13032 and DIN 5032

Photometric test report

Family DL® 50 mini LED	Order number: 5XA248W31F08LE EAN: 4058352804094	LP number 59398_24
---	--	-------------------------------------

Envelope curve in cd/klm **KMK 70°** **KMK 67.5°** **KMK 65°** **KMK 62.5°** **siteco**



Photometric test report

Family DL® 50 mini LED	Order number: 5XA248W31F08LE EAN: 4058352804094	LP number 59398_24
Table of values for luminous intensities		Maximum luminous intensity
siteco		

C-planes	0° 180°	5° 175°	10° 170°	15° 165°	20° 160°	25° 155°	30° 150°	35° 145°	40° 140°	45° 135°	50° 130°	55° 125°	60° 120°
γ	Luminous intensity in cd/klm												
0,0°	242.2	242.2	242.2	242.2	242.2	242.2	242.2	242.2	242.2	242.2	242.2	242.2	242.2
2,5°	237.2	238.8	239.3	239.2	239.9	241.2	240.6	240.8	241.4	240.6	238.9	237.8	237.8
5,0°	244.6	241.4	240.2	237.3	236.1	235.6	233.4	231.4	230.5	230.7	228.2	228.5	226.9
7,5°	239.7	239.5	240.1	235.6	230.3	229.5	229.2	225.4	225.6	225.9	225.4	227.1	225.1
10,0°	240.7	240.9	240.7	237.0	232.9	230.3	229.8	230.5	226.7	226.6	227.4	229.7	229.2
12,5°	258.0	251.4	239.6	234.1	232.4	235.2	235.7	235.9	233.6	234.4	232.0	232.6	231.2
15,0°	262.2	250.4	240.5	240.5	239.4	240.7	241.9	238.0	237.7	239.0	237.6	234.9	234.8
17,5°	258.3	253.0	242.6	241.9	244.5	243.0	243.5	237.8	239.0	239.5	238.9	236.1	238.6
20,0°	251.9	251.7	247.9	246.2	247.7	250.6	248.4	247.3	244.0	239.5	241.1	238.3	236.1
22,5°	250.2	255.3	250.1	252.0	251.1	244.7	249.1	247.1	248.1	247.7	235.9	233.3	230.7
25,0°	258.8	257.1	258.5	256.3	253.3	257.8	252.5	254.0	249.6	244.1	237.2	232.2	232.3
27,5°	258.1	256.5	263.2	259.5	259.5	258.2	253.9	256.2	251.7	239.8	233.2	229.8	227.8
30,0°	261.0	262.4	270.3	263.6	265.2	265.4	263.9	258.9	247.1	240.8	234.7	231.8	223.5
32,5°	259.5	269.3	271.6	271.6	269.8	271.9	262.4	260.2	247.0	244.5	238.0	221.6	215.1
35,0°	270.2	271.5	277.7	274.8	276.3	269.4	269.7	256.6	244.8	241.8	231.1	224.2	215.4
37,5°	280.1	278.2	282.9	283.0	277.8	280.5	268.3	250.9	240.6	237.6	227.8	218.9	216.9
40,0°	288.0	287.7	283.7	284.7	284.3	279.9	269.6	249.3	243.8	233.3	222.4	225.7	216.8
42,5°	296.1	291.5	287.5	295.3	291.2	277.3	262.2	243.9	239.3	228.4	226.9	220.5	217.6
45,0°	293.4	298.8	291.6	294.0	289.4	278.5	257.7	237.7	232.5	235.6	229.6	227.2	218.7
47,5°	300.6	298.4	297.6	302.8	292.3	268.9	248.0	237.2	231.6	238.0	233.9	219.4	210.6
50,0°	303.5	301.8	294.9	296.2	291.7	264.8	236.1	229.1	235.5	235.4	227.4	211.0	203.7
52,5°	313.1	306.4	297.9	293.8	282.3	258.9	229.6	232.4	238.8	238.4	223.0	204.0	193.8
55,0°	307.1	309.6	303.0	293.1	276.4	258.2	239.5	242.7	237.6	226.6	215.3	201.3	182.8
57,5°	313.1	310.7	306.8	291.4	269.9	256.2	246.1	247.7	241.0	221.4	213.5	184.7	154.5
60,0°	320.0	316.0	306.0	294.2	273.9	269.4	256.7	259.9	244.6	223.8	186.2	149.8	120.5
62,5°	306.5	308.2	312.3	310.4	295.5	285.6	289.5	272.8	248.2	195.5	149.4	109.6	73.2
65,0°	299.6	299.7	318.5	324.0	328.3	335.2	326.1	297.5	216.1	154.1	102.4	62.6	40.7
67,5°	285.8	293.3	321.9	344.0	352.1	377.5	363.0	272.0	170.4	101.8	56.5	34.1	32.7
70,0°	263.6	279.1	322.9	359.1	377.5	411.4	325.6	204.8	103.6	53.3	32.1	28.3	26.7
72,5°	260.2	275.7	322.3	347.2	375.3	364.9	242.0	112.7	53.4	31.2	25.3	24.3	21.6
75,0°	251.4	265.8	278.0	285.9	301.8	245.3	128.4	47.3	27.7	22.4	20.0	19.1	16.8
77,5°	197.9	175.8	144.1	149.6	149.5	108.1	39.8	20.4	16.2	15.7	15.3	13.4	11.5
80,0°	95.1	62.5	44.4	47.7	50.8	36.7	13.5	10.8	8.9	8.8	10.7	7.7	7.1
82,5°	19.9	11.3	7.0	9.6	15.5	10.3	5.6	6.2	4.3	3.5	4.0	4.1	4.1
85,0°	1.2	1.2	1.3	1.2	1.4	1.4	1.5	1.4	1.4	1.2	1.2	1.1	1.1
87,5°	0.3	0.3	0.3	0.3	0.4	0.3	0.3	0.3	0.3	0.2	0.2	0.2	0.2
90,0°	0.0	0.0	0.0	0.0	0.0	0.0	0.0	0.0	0.0	0.0	0.0	0.0	0.0

Photometric test report

Family DL® 50 mini LED	Order number: 5XA248W31F08LE EAN: 4058352804094	LP number 59398_24
Table of values for luminous intensities		Maximum luminous intensity
		siteco

C-planes	65° 115°	70° 110°	75° 105°	80° 100°	85° 95°	90°	185° 355°	190° 350°	195° 345°	200° 340°	205° 335°	210° 330°	215° 325°
γ	Luminous intensity in cd/klm												
0,0°	242.2	242.2	242.2	242.2	242.2	242.2	242.2	242.2	242.2	242.2	242.2	242.2	242.2
2,5°	237.6	237.2	238.4	236.8	236.6	235.5	238.8	239.3	239.2	239.9	241.2	240.6	240.8
5,0°	225.5	223.4	223.5	224.4	224.8	225.6	241.4	240.2	237.3	236.1	235.6	233.4	231.4
7,5°	224.0	222.3	222.8	225.7	224.9	228.1	239.5	240.1	235.6	230.3	229.5	229.2	225.4
10,0°	227.7	225.8	224.1	224.7	223.8	224.6	240.9	240.7	237.0	232.9	230.3	229.8	230.5
12,5°	231.2	231.4	229.8	229.8	229.6	230.4	251.4	239.6	234.1	232.4	235.2	235.7	235.9
15,0°	230.0	230.3	232.1	235.2	232.2	232.0	250.4	240.5	240.5	239.4	240.7	241.9	238.0
17,5°	237.7	232.4	229.1	230.6	232.7	233.2	253.0	242.6	241.9	244.5	243.0	243.5	237.8
20,0°	232.3	229.1	229.0	222.8	224.5	232.7	251.7	247.9	246.2	247.7	250.6	248.4	247.3
22,5°	227.4	224.4	223.2	217.3	219.8	221.9	255.3	250.1	252.0	251.1	244.7	249.1	247.1
25,0°	229.1	225.8	217.2	216.6	211.4	205.4	257.1	258.5	256.3	253.3	257.8	252.5	254.0
27,5°	221.2	221.3	210.3	205.3	201.2	205.9	256.5	263.2	259.5	259.5	258.2	253.9	256.2
30,0°	219.6	203.8	203.4	198.5	195.7	191.2	262.4	270.3	263.6	265.2	265.4	263.9	258.9
32,5°	213.1	203.8	198.3	195.7	194.0	191.8	269.3	271.6	271.6	269.8	271.9	262.4	260.2
35,0°	208.0	203.1	202.6	196.4	199.0	192.9	271.5	277.7	274.8	276.3	269.4	269.7	256.6
37,5°	214.0	207.7	201.2	204.7	194.8	196.9	278.2	282.9	283.0	277.8	280.5	268.3	250.9
40,0°	214.8	205.4	199.6	193.5	195.0	186.4	287.7	283.7	284.7	284.3	279.9	269.6	249.3
42,5°	212.5	197.8	193.6	191.5	186.2	177.2	291.5	287.5	295.3	291.2	277.3	262.2	243.9
45,0°	204.2	194.8	190.2	187.3	183.5	184.7	298.8	291.6	294.0	289.4	278.5	257.7	237.7
47,5°	198.5	192.3	181.2	184.3	173.1	179.1	298.4	297.6	302.8	292.3	268.9	248.0	237.2
50,0°	192.3	181.6	172.1	167.7	161.5	160.3	301.8	294.9	296.2	291.7	264.8	236.1	229.1
52,5°	180.8	167.6	154.5	148.1	139.4	137.0	306.4	297.9	293.8	282.3	258.9	229.6	232.4
55,0°	162.1	142.2	122.5	115.6	106.9	100.5	309.6	303.0	293.1	276.4	258.2	239.5	242.7
57,5°	128.4	106.6	92.1	76.1	71.9	68.4	310.7	306.8	291.4	269.9	256.2	246.1	247.7
60,0°	90.9	69.4	55.8	47.4	46.4	43.4	316.0	306.0	294.2	273.9	269.4	256.7	259.9
62,5°	54.4	42.1	39.9	37.1	36.9	35.5	308.2	312.3	310.4	295.5	285.6	289.5	272.8
65,0°	36.0	35.7	36.7	34.2	32.7	32.1	299.7	318.5	324.0	328.3	335.2	326.1	297.5
67,5°	31.2	32.2	31.0	29.2	26.7	26.1	293.3	321.9	344.0	352.1	377.5	363.0	272.0
70,0°	26.3	24.9	23.4	21.9	20.2	20.0	279.1	322.9	359.1	377.5	411.4	325.6	204.8
72,5°	20.5	19.7	18.0	16.2	16.2	14.7	275.7	322.3	347.2	375.3	364.9	242.0	112.7
75,0°	16.0	14.9	13.6	11.8	11.4	11.4	265.8	278.0	285.9	301.8	245.3	128.4	47.3
77,5°	11.5	10.5	8.9	7.7	6.7	6.8	175.8	144.1	149.6	149.5	108.1	39.8	20.4
80,0°	7.4	6.4	5.4	4.6	3.8	3.8	62.5	44.4	47.7	50.8	36.7	13.5	10.8
82,5°	3.5	3.3	2.7	2.1	1.9	1.8	11.3	7.0	9.6	15.5	10.3	5.6	6.2
85,0°	1.2	1.1	1.0	0.8	0.6	0.8	1.2	1.3	1.2	1.4	1.4	1.5	1.4
87,5°	0.2	0.2	0.2	0.1	0.2	0.3	0.3	0.3	0.3	0.4	0.3	0.3	0.3
90,0°	0.0	0.0	0.0	0.0	0.0	0.0	0.0	0.0	0.0	0.0	0.0	0.0	0.0

Photometric test report

Family DL® 50 mini LED	Order number: 5XA248W31F08LE EAN: 4058352804094	LP number 59398_24
Table of values for luminous intensities		Maximum luminous intensity
		siteco

C-planes	220° 320°	225° 315°	230° 310°	235° 305°	240° 300°	245° 295°	250° 290°	255° 285°	260° 280°	265° 275°	270°	Phi-zone	Total Phi-zone
γ	Luminous intensity in cd/klm											Luminous flux in lm/klm	
0,0°	242.2	242.2	242.2	242.2	242.2	242.2	242.2	242.2	242.2	242.2	242.2	0.4	0.4
2,5°	241.4	240.6	238.9	237.8	237.8	237.6	237.2	238.4	236.8	236.6	235.5	2.9	3.2
5,0°	230.5	230.7	228.2	228.5	226.9	225.5	223.4	223.5	224.4	224.8	225.6	5.5	8.7
7,5°	225.6	225.9	225.4	227.1	225.1	224.0	222.3	222.8	225.7	224.9	228.1	8.2	16.9
10,0°	226.7	226.6	227.4	229.7	229.2	227.7	225.8	224.1	224.7	223.8	224.6	10.9	27.9
12,5°	233.6	234.4	232.0	232.6	231.2	231.2	231.4	229.8	229.8	229.6	230.4	13.9	41.8
15,0°	237.7	239.0	237.6	234.9	234.8	230.0	230.3	232.1	235.2	232.2	232.0	16.9	58.7
17,5°	239.0	239.5	238.9	236.1	238.6	237.7	232.4	229.1	230.6	232.7	233.2	19.7	78.4
20,0°	244.0	239.5	241.1	238.3	236.1	232.3	229.1	229.0	222.9	224.5	232.7	22.5	100.9
22,5°	248.1	247.7	235.9	233.3	230.7	227.4	224.4	223.2	217.3	219.8	221.9	25.0	125.9
25,0°	249.6	244.1	237.2	232.2	232.3	229.1	225.8	217.2	216.6	211.4	205.4	27.8	153.7
27,5°	251.7	239.8	233.2	229.8	227.8	221.2	221.3	210.3	205.3	201.2	205.9	30.1	183.8
30,0°	247.1	240.8	234.7	231.8	223.5	219.5	203.8	203.4	198.5	195.7	191.2	32.6	216.3
32,5°	247.0	244.5	238.0	221.6	215.1	213.1	203.8	198.3	195.7	194.0	191.8	35.0	251.3
35,0°	244.8	241.8	231.1	224.2	215.4	208.0	203.1	202.6	196.4	199.0	192.9	37.5	288.8
37,5°	240.6	237.6	227.8	218.9	216.9	214.0	207.7	201.2	204.7	194.8	196.9	40.1	328.9
40,0°	243.8	233.3	222.4	225.7	216.8	214.8	205.4	199.6	193.5	195.0	186.4	42.4	371.3
42,5°	239.3	228.4	226.9	220.5	217.6	212.5	197.8	193.6	191.5	186.2	177.2	44.2	415.5
45,0°	232.5	235.6	229.6	227.2	218.7	204.2	194.8	190.2	187.3	183.5	184.7	46.2	461.7
47,5°	231.6	238.0	233.9	219.4	210.6	198.5	192.3	181.2	184.3	173.1	179.1	47.7	509.4
50,0°	235.5	235.4	227.4	211.0	203.7	192.3	181.6	172.1	167.7	161.5	160.3	48.2	557.6
52,5°	238.8	238.4	223.0	204.0	193.8	180.8	167.6	154.5	148.1	139.4	137.0	48.5	606.2
55,0°	237.6	226.6	215.3	201.3	182.8	162.1	142.2	122.5	115.6	106.9	100.5	47.9	654.0
57,5°	241.0	221.4	213.5	184.7	154.5	128.4	106.6	92.1	76.1	71.9	68.4	46.4	700.4
60,0°	244.6	223.8	186.2	149.8	120.5	90.9	69.4	55.8	47.4	46.4	43.4	44.7	745.2
62,5°	248.2	195.5	149.4	109.6	73.2	54.4	42.1	39.9	37.1	36.9	35.5	43.7	788.8
65,0°	216.1	154.1	102.4	62.6	40.7	36.0	35.7	36.7	34.2	32.7	32.1	43.4	832.2
67,5°	170.4	101.8	56.5	34.1	32.7	31.2	32.2	31.0	29.2	26.7	26.1	42.6	874.8
70,0°	103.6	53.3	32.1	28.3	26.7	26.3	24.9	23.4	21.9	20.2	20.0	39.8	914.6
72,5°	53.4	31.2	25.3	24.3	21.6	20.5	19.7	18.0	16.2	16.2	14.7	35.2	949.9
75,0°	27.7	22.4	20.0	19.1	16.8	16.0	14.9	13.6	11.8	11.4	11.4	27.3	977.2
77,5°	16.2	15.7	15.3	13.4	11.5	11.5	10.5	8.9	7.7	6.7	6.8	15.0	992.2
80,0°	8.9	8.8	10.7	7.7	7.1	7.4	6.4	5.4	4.6	3.8	3.8	5.8	998.0
82,5°	4.3	3.5	4.0	4.1	4.1	3.5	3.3	2.7	2.1	1.9	1.8	1.7	999.6
85,0°	1.4	1.2	1.2	1.1	1.1	1.2	1.1	1.0	0.8	0.6	0.8	0.3	999.9
87,5°	0.3	0.2	0.2	0.2	0.2	0.2	0.2	0.2	0.1	0.2	0.3	0.1	1000.0
90,0°	0.0	0.0	0.0	0.0	0.0	0.0	0.0	0.0	0.0	0.0	0.0	0.0	1000.0

Photometric test report

Family DL® 50 mini LED	Order number: 5XA248W31F08LE EAN: 4058352804094	LP number 59398_24
----------------------------------	--	------------------------------

Dimming levels table	environmental temperature: 25°C	siteco
-----------------------------	---------------------------------	---------------

Luminous flux %	Dimming level linear	Dimming level logarithmic	Luminous flux [lm]	Power consumption [W]	Power consumption [W]	Power consumption [W]
				start of lifetime	end of lifetime	average
100	254	254	10390	67.4	70.2	68.8
95	241	252	9858	63.1	65.8	64.4
90	229	250	9367	59.4	61.8	60.6
85	216	248	8836	55.4	57.6	56.5
80	203	246	8304	51.5	53.6	52.6
75	190	243	7772	47.7	49.6	48.7
70	178	241	7281	44.4	46.1	45.2
65	165	238	6749	40.8	42.4	41.6
60	152	235	6218	37.2	38.7	38.0
55	140	232	5727	34.1	35.5	34.8
50	127	229	5195	30.8	31.9	31.4
45	114	225	4663	27.5	28.6	28.0
40	102	221	4172	24.7	25.5	25.1
35	89	216	3641	21.4	22.2	21.8
30	76	210	3109	18.4	19.1	18.8
25	63	203	2577	15.5	16.0	15.8
20	51	195	2086	12.9	13.3	13.1
15	38	184	1554	10.1	10.4	10.2
11	27	172	1104	7.8	7.9	7.8