
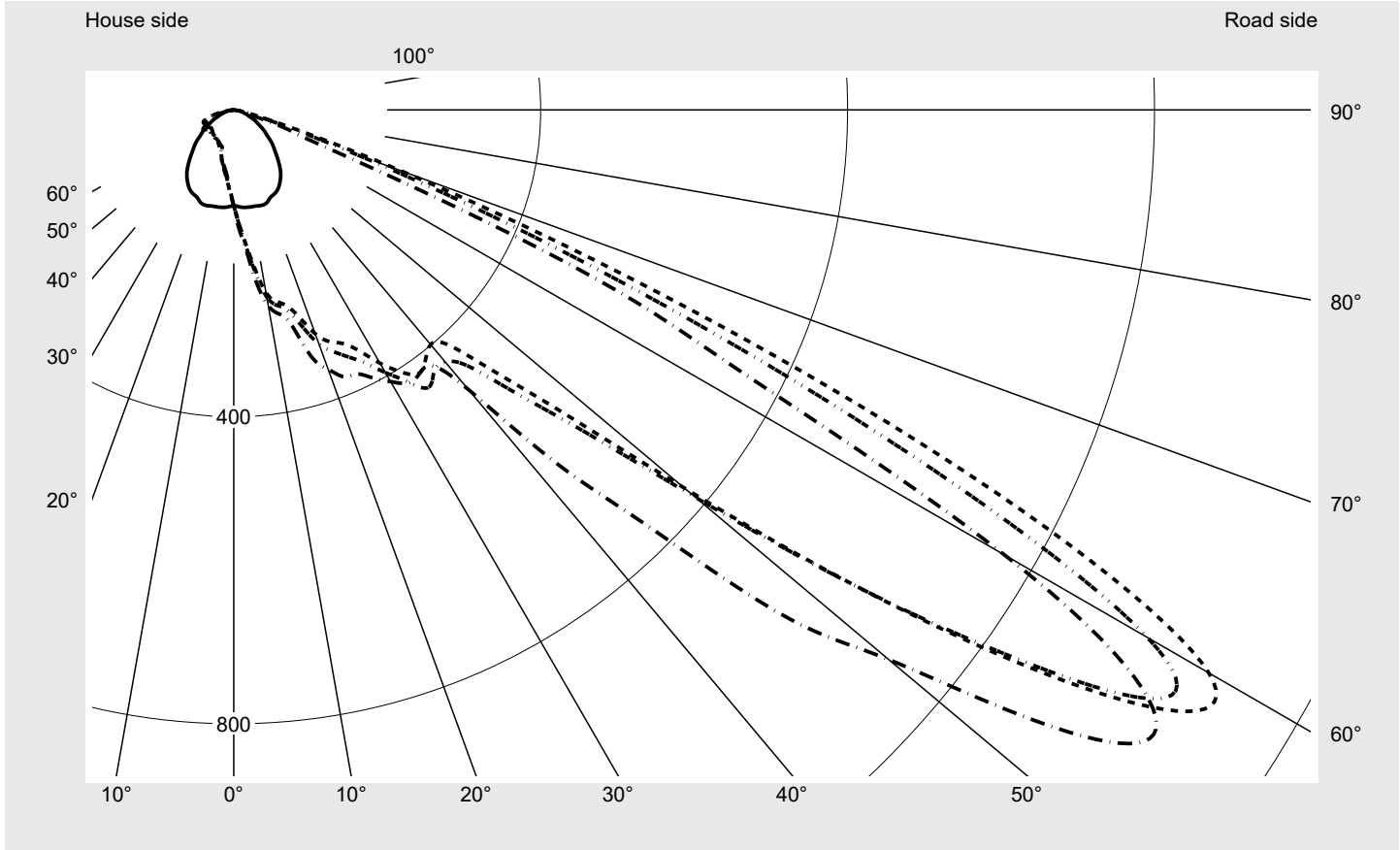


# Photometric test report

<b>Family</b> <b>Floodlight FL21 mini</b>	<b>Order number: 5XA7776D2F3A</b> <b>EAN: 4058352657980</b>	<b>LP number</b> <b>59367_89</b>
	<b>Version</b> Mast bracket <b>Optic</b> asymmetric distribution PL33T <b>Cover</b> toughened safety glass <b>Lamps</b> LED 3000 K   CRI ≥ 70 <b>Controlgear</b> EVG-Smart Interface <b>Rated values</b> Net luminous flux = 17630 lm Power consumption = 142.9 W Luminous efficacy = 123.4 lm/W	<b>serial documentation</b> <b>21.12.2022</b>



**Luminous intensity in cd/klm** C180-0 C240-60 C245-65 C270-90 **Imax: 1467 cd/klm**



Luminaire output ratios	
Eta	100.0%
Eta 0° - 90°	100.0%
Eta 90° - 180°	0.0%

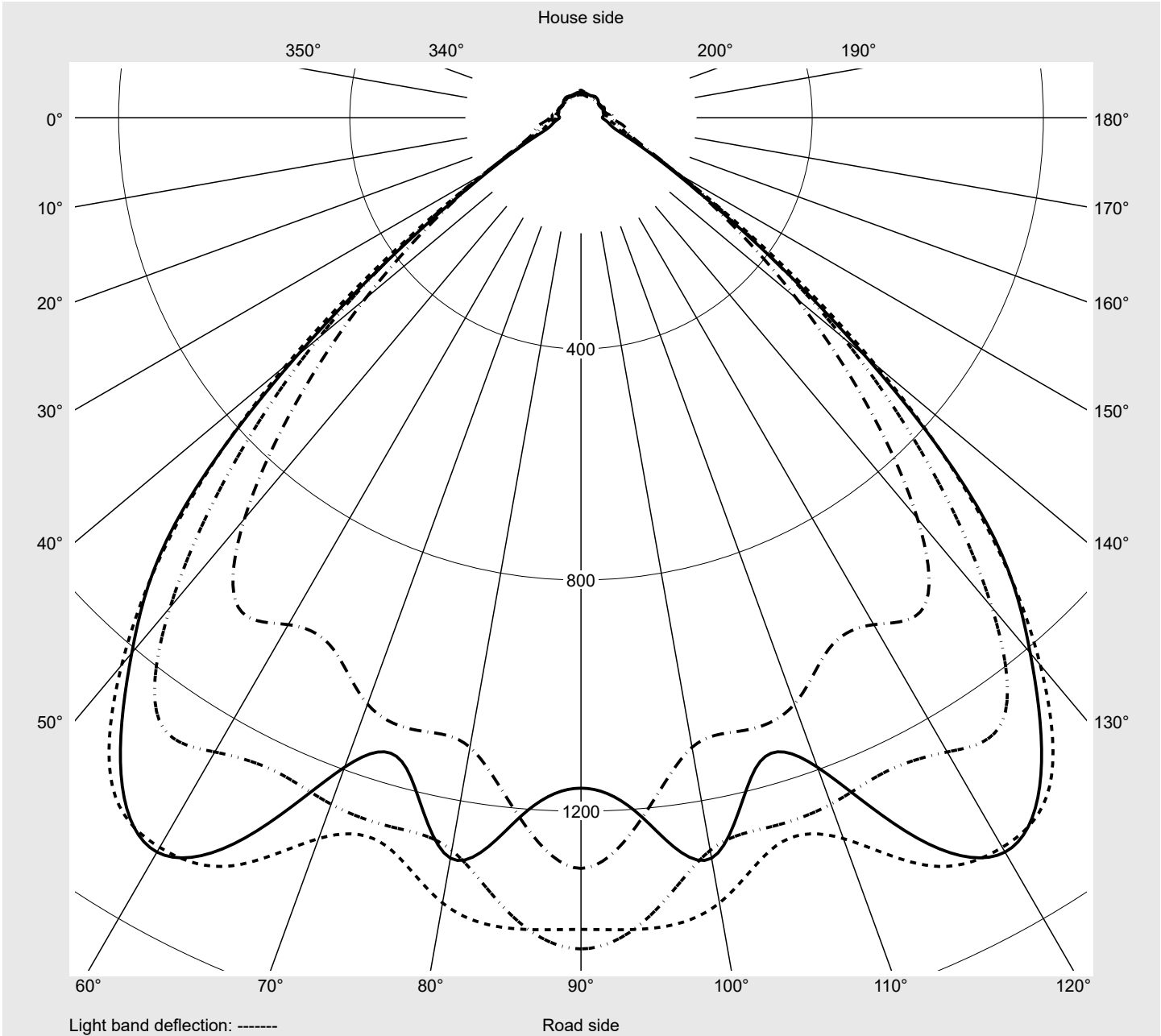
Luminous intensity class acc. to EN13201-2	
Class:	G6
Imax 70°	277.8
Imax 80°	14.1
Imax 90°	0.0
Imax >90°	0.0
Imax >95°	0.0

**Measurement conditions**  
DIN EN 13032 and DIN 5032

**Photometric test report**

<b>Family</b> Floodlight FL21 mini	<b>Order number: 5XA7776D2F3A</b> <b>EAN: 4058352657980</b>	<b>LP number</b> 59367_89
---------------------------------------	--	------------------------------

**Envelope curve in cd/klm**      **KMK 60°**    **KMK 57.5°**    **KMK 55°**    **KMK 52.5°**      **siteco**



## Photometric test report

<b>Family</b> Floodlight FL21 mini	<b>Order number: 5XA7776D2F3A</b> <b>EAN: 4058352657980</b>	<b>LP number</b> 59367_89
<b>Table of values for luminous intensities</b>		<b>Maximum luminous intensity</b>
		<b>siteco</b>

C-planes	0° 180°	5° 175°	10° 170°	15° 165°	20° 160°	25° 155°	30° 150°	35° 145°	40° 140°	45° 135°	50° 130°	55° 125°	60° 120°
γ	Luminous intensity in cd/klm												
0,0°	125.0	125.0	125.0	125.0	125.0	125.0	125.0	125.0	125.0	125.0	125.0	125.0	125.0
2,5°	126.0	127.9	130.1	132.1	134.1	136.1	137.9	139.7	141.4	143.0	144.4	145.7	146.8
5,0°	127.4	131.7	136.0	140.4	144.8	149.1	153.1	157.1	160.7	164.4	168.0	171.1	174.3
7,5°	128.0	134.1	140.1	146.3	152.5	159.1	165.8	172.9	179.9	187.1	194.2	201.2	207.6
10,0°	128.3	135.8	143.6	152.1	161.4	171.8	182.2	193.1	204.0	215.3	225.7	234.5	241.7
12,5°	128.5	137.9	148.6	159.9	172.1	184.7	196.8	209.7	221.9	232.6	241.8	249.2	255.7
15,0°	129.3	140.4	152.8	165.7	178.4	191.1	204.7	218.1	229.6	239.3	247.6	255.9	264.0
17,5°	129.6	141.7	154.8	168.3	181.5	196.0	210.7	224.7	236.5	246.6	257.9	270.3	282.9
20,0°	127.9	141.3	154.8	168.8	183.7	200.6	218.1	234.3	247.7	260.6	277.3	294.2	310.4
22,5°	123.9	138.6	153.7	168.5	185.5	205.4	226.0	242.9	256.9	273.0	294.9	313.1	326.9
25,0°	122.1	134.7	150.3	167.5	186.2	206.8	229.2	247.0	259.9	278.5	301.2	319.1	335.9
27,5°	120.1	131.0	144.2	164.5	184.3	205.2	227.9	248.2	263.1	284.0	309.2	333.6	354.0
30,0°	116.8	126.8	138.2	159.8	181.0	201.7	227.1	254.8	276.1	301.4	331.2	361.6	381.1
32,5°	111.9	122.6	132.7	154.8	177.0	199.1	229.2	262.8	290.9	318.8	353.4	386.1	404.7
35,0°	106.5	117.5	127.8	149.1	171.1	196.3	231.1	266.8	298.5	327.4	365.0	397.2	419.7
37,5°	100.0	109.6	122.0	141.5	164.5	191.8	231.8	265.0	294.0	323.6	358.1	388.6	410.5
40,0°	92.0	99.5	113.7	132.0	155.8	187.3	230.3	261.2	286.1	316.8	354.9	378.6	399.2
42,5°	83.8	90.5	105.1	122.6	145.8	182.4	231.4	262.2	290.4	333.3	375.7	396.6	416.4
45,0°	76.1	82.7	98.5	116.9	139.3	179.2	232.4	267.7	314.3	379.3	438.6	470.3	485.1
47,5°	69.6	76.1	92.0	108.2	127.7	164.2	218.9	269.7	343.7	433.4	529.7	582.5	588.3
50,0°	62.8	66.1	79.0	91.5	104.4	135.5	193.9	273.2	390.2	530.5	686.4	778.0	766.7
52,5°	54.9	60.6	73.3	82.7	93.1	123.2	190.5	310.9	487.2	696.5	905.7	1034.0	1012.9
55,0°	49.5	54.9	67.0	74.4	85.9	117.3	194.4	353.9	591.4	853.5	1106.0	1272.6	1267.3
57,5°	43.2	47.6	57.7	64.6	77.2	111.2	194.4	371.2	665.6	982.8	1236.4	1413.2	1457.8
60,0°	37.0	41.4	47.5	54.3	69.4	108.2	182.7	341.5	643.7	992.8	1209.2	1387.4	1467.3
62,5°	32.5	35.5	39.7	46.4	59.9	95.3	152.5	268.8	504.3	807.0	995.2	1183.6	1229.3
65,0°	27.8	30.4	34.1	40.3	49.2	70.3	109.4	182.8	335.2	551.3	733.1	891.2	858.8
67,5°	21.9	23.1	27.5	33.2	40.6	51.3	71.7	110.4	192.7	322.0	465.3	546.3	495.6
70,0°	18.7	18.6	20.7	27.7	34.9	41.4	52.4	67.9	101.2	159.2	236.5	277.8	230.1
72,5°	15.2	15.6	16.6	21.8	27.3	31.8	36.7	42.5	53.1	70.9	90.4	103.5	89.8
75,0°	12.5	12.9	13.3	16.0	19.3	21.6	24.1	25.0	28.7	32.9	37.6	42.2	37.5
77,5°	9.8	10.5	10.7	12.0	13.5	14.3	14.9	15.1	16.5	18.1	20.2	21.8	20.5
80,0°	8.0	7.6	7.9	9.3	8.8	8.9	8.7	8.9	9.8	10.1	11.6	11.9	11.3
82,5°	6.5	5.4	5.0	5.9	5.5	5.1	4.7	4.9	5.1	5.4	5.9	6.0	5.6
85,0°	3.4	2.7	2.3	2.3	2.2	2.1	2.1	2.1	2.0	2.2	2.4	2.4	2.4
87,5°	0.7	0.7	0.6	0.6	0.7	0.7	0.7	0.8	0.8	0.9	0.9	1.0	1.0
90,0°	0.0	0.0	0.0	0.0	0.0	0.0	0.0	0.0	0.0	0.0	0.0	0.0	0.0

## Photometric test report

<b>Family</b> Floodlight FL21 mini	<b>Order number: 5XA7776D2F3A</b> <b>EAN: 4058352657980</b>	<b>LP number</b> 59367_89
<b>Table of values for luminous intensities</b>		<b>Maximum luminous intensity</b>

**siteco**

C-planes	65° 115°	70° 110°	75° 105°	80° 100°	85° 95°	90°	185° 355°	190° 350°	195° 345°	200° 340°	205° 335°	210° 330°	215° 325°
$\gamma$	Luminous intensity in cd/klm												
0,0°	125.0	125.0	125.0	125.0	125.0	125.0	125.0	125.0	125.0	125.0	125.0	125.0	125.0
2,5°	147.8	148.4	149.1	149.6	150.1	154.8	124.2	122.3	120.5	118.7	117.1	115.5	114.0
5,0°	177.0	179.3	181.1	182.6	183.6	182.6	123.4	119.5	115.8	112.5	109.3	106.5	103.8
7,5°	213.0	217.2	220.6	223.3	225.4	227.0	122.3	116.9	111.7	107.0	102.7	98.9	95.4
10,0°	247.4	251.8	255.1	257.4	258.9	259.2	121.3	114.5	107.9	102.1	96.7	92.0	88.2
12,5°	260.9	264.6	267.3	269.2	270.7	272.3	119.9	111.7	104.1	97.3	91.3	86.4	82.3
15,0°	270.6	276.4	281.6	286.3	289.7	289.5	118.9	109.0	100.6	92.9	85.9	79.7	75.0
17,5°	295.4	307.1	316.9	324.7	330.4	337.6	117.8	105.6	94.7	86.8	80.0	74.2	69.7
20,0°	324.9	335.8	344.5	351.4	357.6	359.7	113.4	101.0	90.6	82.3	74.6	69.3	65.7
22,5°	341.3	354.9	363.5	369.0	373.3	376.6	110.4	97.3	85.9	76.7	70.1	65.1	60.6
25,0°	355.5	373.0	378.7	378.9	379.2	379.8	107.0	92.6	81.7	73.0	66.5	60.4	55.6
27,5°	372.0	389.5	398.2	397.8	393.7	394.0	102.1	87.2	77.5	69.6	62.5	56.2	53.3
30,0°	395.3	409.5	416.1	413.2	409.9	408.8	97.0	82.9	73.3	66.1	58.0	54.0	51.3
32,5°	419.4	428.6	427.7	421.3	419.0	422.0	92.4	78.8	69.3	61.3	55.6	52.3	49.9
35,0°	441.8	438.1	432.5	424.5	420.4	420.8	87.2	73.9	65.4	57.5	53.5	50.9	48.6
37,5°	429.1	438.1	427.8	420.9	418.3	420.1	82.3	69.3	59.4	54.0	51.4	49.0	46.3
40,0°	428.8	447.2	448.5	451.8	469.8	475.6	76.9	63.9	54.8	51.1	48.9	47.4	45.1
42,5°	453.4	493.2	516.7	541.5	583.5	629.2	72.0	58.2	51.2	48.6	47.1	45.7	43.8
45,0°	524.4	587.2	632.1	679.0	742.6	774.8	67.9	54.0	48.3	46.5	45.3	43.7	42.7
47,5°	622.0	701.2	757.2	800.2	893.6	980.7	63.6	50.5	45.8	44.4	43.8	42.2	41.3
50,0°	785.4	866.2	904.9	931.3	1038.8	1114.2	58.9	47.5	42.8	42.6	42.1	40.8	39.6
52,5°	1014.5	1079.9	1097.3	1106.3	1215.8	1299.0	53.5	45.6	41.6	41.8	41.0	39.5	38.7
55,0°	1248.6	1264.1	1270.2	1287.4	1385.0	1438.3	49.9	44.6	42.2	43.1	43.4	40.6	39.8
57,5°	1428.3	1327.5	1304.2	1379.7	1408.0	1404.5	44.4	42.4	41.6	42.8	41.7	40.6	39.1
60,0°	1375.0	1196.0	1166.0	1301.1	1215.0	1160.1	39.1	39.5	39.7	40.3	39.1	38.2	37.8
62,5°	1067.0	911.0	916.3	978.6	898.4	768.5	33.5	36.1	37.1	36.9	36.7	36.1	36.5
65,0°	696.2	580.9	594.1	585.1	555.5	521.5	29.7	32.7	34.0	33.9	33.3	34.1	35.8
67,5°	381.0	323.8	299.1	240.8	204.0	163.4	26.0	28.0	29.8	29.4	30.4	31.7	34.1
70,0°	171.4	154.0	129.5	82.3	72.3	77.2	20.7	22.1	22.8	24.0	27.6	28.8	30.9
72,5°	70.6	64.7	51.8	39.4	35.7	32.9	16.5	17.7	19.0	20.1	23.9	25.1	26.2
75,0°	33.1	31.3	26.2	22.6	20.4	21.1	13.1	14.3	15.4	16.8	19.8	20.9	21.0
77,5°	19.0	17.7	15.5	14.0	13.0	12.3	10.1	11.3	12.1	13.1	14.8	16.3	15.9
80,0°	10.1	9.6	9.0	8.6	8.2	8.3	7.8	8.3	8.7	9.5	10.8	11.9	12.0
82,5°	5.0	4.9	4.8	4.7	4.7	4.5	6.0	6.4	6.6	6.7	7.6	8.1	8.6
85,0°	2.3	2.3	2.3	2.3	2.3	2.4	3.1	2.9	3.4	3.2	3.2	3.4	3.8
87,5°	1.1	1.1	1.2	1.2	1.2	1.2	0.7	0.8	0.9	1.0	1.0	1.0	1.1
90,0°	0.0	0.0	0.0	0.0	0.0	0.0	0.0	0.0	0.0	0.0	0.0	0.0	0.0

## Photometric test report

Family <b>Floodlight FL21 mini</b>	Order number: <b>5XA7776D2F3A</b> EAN: <b>4058352657980</b>	LP number <b>59367_89</b>
<b>Table of values for luminous intensities</b>		<b>Maximum luminous intensity</b>
		<b>siteco</b>

C-planes	220° 320°	225° 315°	230° 310°	235° 305°	240° 300°	245° 295°	250° 290°	255° 285°	260° 280°	265° 275°	270°	Phi-zone	Total Phi-zone
γ	Luminous intensity in cd/klm											Luminous flux in lm/klm	
0,0°	125.0	125.0	125.0	125.0	125.0	125.0	125.0	125.0	125.0	125.0	125.0	0.2	0.2
2,5°	112.6	111.3	110.1	109.1	108.2	107.4	106.8	106.4	106.0	105.7	105.6	1.5	1.7
5,0°	101.4	99.2	97.3	95.6	94.2	93.0	92.1	91.4	90.8	90.3	90.2	3.2	4.9
7,5°	92.4	89.9	87.8	86.0	84.4	83.2	82.2	81.5	81.0	80.5	80.4	5.0	9.9
10,0°	85.0	82.4	80.3	78.5	76.9	75.6	74.7	74.1	73.8	73.6	73.6	7.0	16.9
12,5°	79.0	76.3	73.9	71.9	70.4	69.4	68.7	68.4	68.3	68.0	67.8	9.0	25.9
15,0°	71.6	68.7	65.9	63.8	62.4	61.2	60.0	59.1	58.7	58.8	59.0	10.8	36.7
17,5°	66.4	63.4	60.8	57.3	55.6	54.9	54.1	53.1	51.8	50.8	50.7	13.0	49.7
20,0°	62.3	57.5	55.0	53.8	53.1	51.9	51.2	50.0	49.5	49.2	49.1	15.3	65.0
22,5°	56.0	53.7	52.3	51.1	50.0	49.3	48.0	47.5	47.4	47.4	47.3	17.5	82.4
25,0°	53.4	51.5	49.8	48.5	47.7	46.2	45.6	45.4	45.5	45.7	46.0	19.4	101.8
27,5°	51.2	49.3	47.3	46.2	44.4	44.0	44.0	44.0	44.4	44.9	45.0	21.5	123.3
30,0°	49.7	47.1	45.7	44.1	43.2	42.8	42.8	43.0	43.3	43.8	44.0	23.8	147.1
32,5°	47.6	46.2	45.0	42.8	42.0	42.0	42.1	42.4	43.0	43.3	44.0	26.1	173.3
35,0°	46.1	45.1	43.5	42.3	41.9	41.8	41.7	42.2	43.0	43.7	43.7	28.1	201.4
37,5°	45.5	44.5	42.8	42.0	41.9	41.9	41.8	41.9	41.9	42.3	42.4	29.2	230.6
40,0°	44.5	43.5	42.3	41.7	41.6	41.4	41.2	41.1	41.4	41.8	41.9	30.9	261.5
42,5°	43.3	42.3	41.1	40.8	40.5	40.4	40.4	40.4	40.6	41.2	41.0	34.7	296.2
45,0°	42.1	41.3	40.0	39.6	39.3	39.3	39.5	39.6	39.9	40.9	40.7	40.9	337.1
47,5°	40.0	39.7	39.6	38.7	38.5	38.3	38.7	38.8	39.4	39.2	42.1	48.3	385.5
50,0°	38.8	38.0	38.6	39.1	38.0	37.8	38.1	37.9	38.8	39.7	39.2	58.1	443.6
52,5°	38.6	38.1	38.5	38.6	38.2	38.2	38.0	37.9	38.9	39.7	39.5	72.5	516.0
55,0°	39.1	39.4	40.2	41.2	40.6	40.0	39.6	40.1	41.6	43.5	44.9	87.3	603.3
57,5°	39.8	41.9	43.1	44.0	43.0	41.9	41.9	42.7	44.3	45.7	47.6	96.4	699.8
60,0°	39.6	41.9	43.3	43.8	42.8	41.8	41.8	42.6	43.6	44.1	44.2	93.2	793.0
62,5°	39.2	42.0	43.8	43.5	42.2	41.5	42.2	42.5	41.3	40.0	39.5	76.3	869.3
65,0°	39.0	42.0	44.0	43.1	42.1	42.4	43.6	42.5	40.5	38.5	39.4	54.2	923.5
67,5°	37.5	40.5	42.2	42.2	42.1	42.9	43.3	41.5	39.3	38.8	38.6	32.2	955.7
70,0°	34.0	37.3	36.0	37.9	39.5	41.1	41.7	39.8	38.6	38.2	37.3	18.0	973.7
72,5°	26.8	27.6	29.6	32.0	34.7	36.6	37.2	35.6	34.1	33.6	31.3	10.1	983.7
75,0°	21.5	22.3	24.2	26.7	29.5	31.7	31.1	27.1	25.2	23.4	22.2	6.3	990.1
77,5°	16.0	15.8	18.0	19.1	22.8	23.5	22.6	20.7	17.5	14.1	12.6	4.3	994.4
80,0°	10.3	10.4	11.8	12.5	13.4	14.1	14.0	12.8	10.7	10.6	10.0	2.8	997.1
82,5°	7.4	7.4	8.2	8.8	8.4	9.5	9.4	8.5	7.8	8.2	8.1	1.8	998.9
85,0°	3.6	3.8	4.0	4.4	4.0	4.0	4.1	4.0	3.6	3.7	3.8	0.8	999.7
87,5°	1.1	1.2	1.3	1.4	1.5	1.6	1.7	1.8	1.9	1.9	1.9	0.3	1000.0
90,0°	0.0	0.0	0.0	0.0	0.0	0.0	0.0	0.0	0.0	0.0	0.0	0.0	1000.0

## Photometric test report

<b>Family</b> Floodlight FL21 mini	<b>Order number: 5XA7776D2F3A</b> <b>EAN: 4058352657980</b>	<b>LP number</b> 59367_89
---------------------------------------	--	------------------------------

<b>Dimming levels table</b>	environmental temperature: 25°C	<b>sITeco</b>
-----------------------------	---------------------------------	---------------

Luminous flux %	Dimming level linear	Dimming level logarithmic	Luminous flux [lm]	Power consumption [W] start of lifetime	Power consumption [W] end of lifetime	Power consumption [W] average
100	254	254	17630	142.9	150.9	146.9
95	237	251	16723	133.1	140.5	136.8
90	222	249	15888	124.5	131.4	128.0
85	206	246	14966	115.5	121.8	118.6
80	192	244	14130	107.6	113.5	110.6
75	177	241	13209	99.2	104.6	101.9
70	163	238	12326	91.4	96.4	93.9
65	150	235	11481	84.3	88.7	86.5
60	136	231	10551	76.6	80.7	78.6
55	124	228	9729	70.1	73.8	71.9
50	111	224	8814	63.0	66.3	64.6
45	99	219	7951	56.5	59.5	58.0
40	87	215	7071	50.1	52.7	51.4
35	75	209	6166	43.7	45.9	44.8
30	64	204	5322	37.8	39.7	38.8
25	52	196	4380	31.4	33.0	32.2
20	41	187	3500	25.7	26.9	26.3
18	36	182	3095	23.2	24.1	23.6