



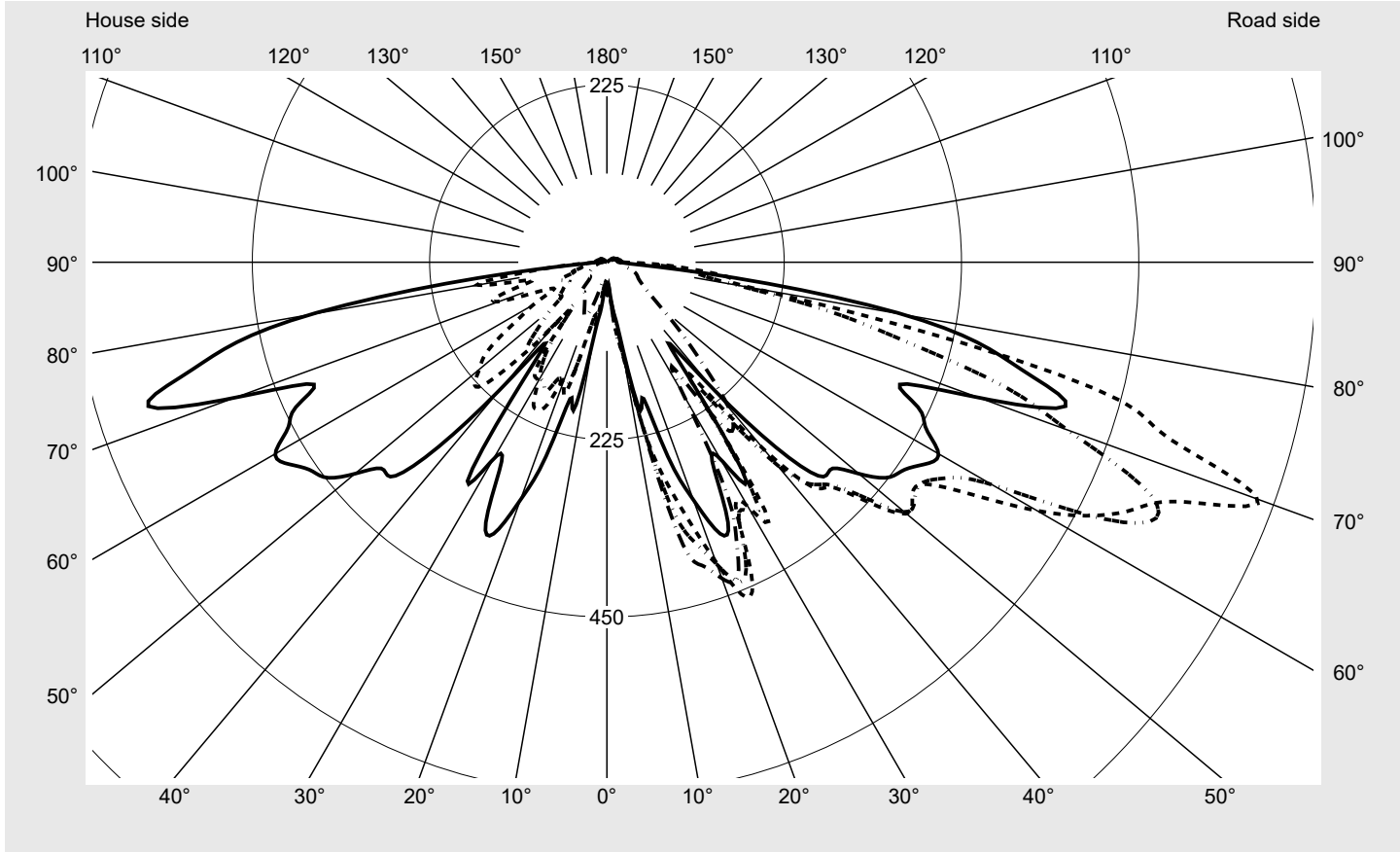
Photometric test report

Family LANTERN CLASSIC LED	Order number: 5XA5245NF14H EAN: 4058352834671	LP number 57125_35
	Version post-top- or mounting to wall arm Optic asymmetric, extremely wide distribution (P1.0a) Cover cover transparent, PMMA Lamps LED 2700 K CRI ≥ 70 Controlgear ECG SITECO iQ Rated values Net luminous flux = 1360 lm Power consumption = 11.8 W Luminous efficacy = 115.2 lm/W	serial documentation 04.11.2022





Luminous intensity in cd/klm C180-0 C195-15 C200-20 C270-90 **Imax: 880 cd/klm**



Luminaire output ratios

Eta	100.0%
Eta 0° - 90°	95.8%
Eta 90° - 180°	4.2%

Luminous intensity class acc. to EN13201-2

Class:	---
Imax 70°	880.4
Imax 80°	382.4
Imax 90°	17.9
Imax >90°	17.5
Imax >95°	17.5

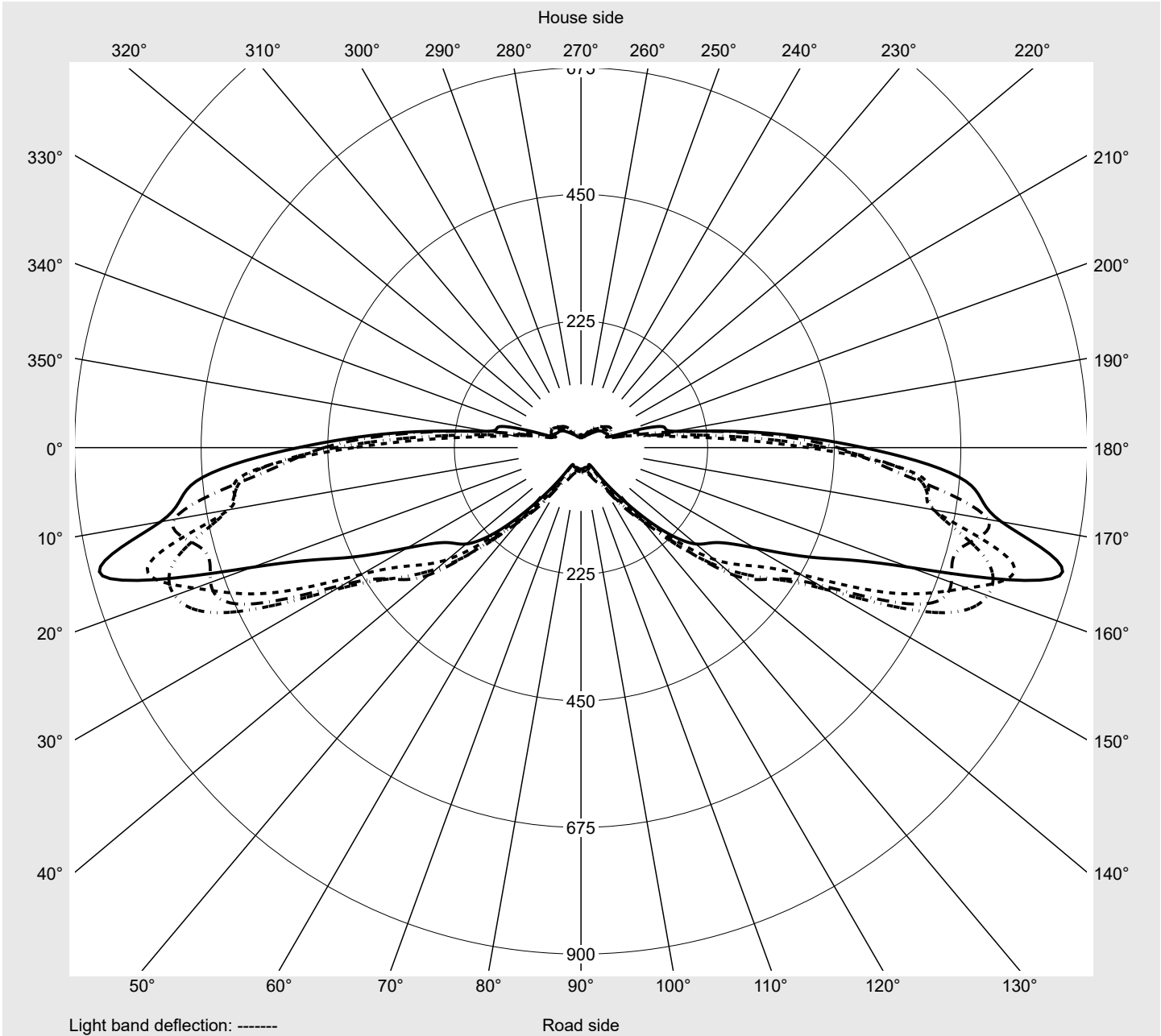
Measurement conditions

DIN EN 13032 and DIN 5032

Photometric test report

Family LANTERN CLASSIC LED	Order number: 5XA5245NF14H EAN: 4058352834671	LP number 57125_35
---	--	-------------------------------------

Envelope curve in cd/klm **KMK 70°** **KMK 67.5°** **KMK 65°** **KMK 62.5°** **siteco**



Photometric test report

Family LANTERN CLASSIC LED	Order number: 5XA5245NF14H EAN: 4058352834671	LP number 57125_35
---	--	-------------------------------------



Table of values for luminous intensities Maximum luminous intensity

C-planes	0° 180°	5° 175°	10° 170°	15° 165°	20° 160°	25° 155°	30° 150°	35° 145°	40° 140°	45° 135°	50° 130°	55° 125°	60° 120°
γ	Luminous intensity in cd/klm												
0,0°	41.0	41.0	41.0	41.0	41.0	41.0	41.0	41.0	41.0	41.0	41.0	41.0	41.0
2,5°	33.6	33.6	33.6	33.9	34.3	35.0	36.1	37.2	39.0	40.9	42.3	43.8	44.5
5,0°	33.9	34.7	34.7	35.0	36.1	37.9	39.4	40.1	40.9	41.6	41.6	41.2	41.2
7,5°	63.9	73.3	82.5	89.4	94.5	100.7	104.3	106.2	108.4	111.3	103.3	95.2	85.4
10,0°	98.1	102.5	109.1	125.5	120.8	125.5	130.3	135.7	141.9	145.9	157.3	160.5	160.9
12,5°	190.5	191.2	204.0	220.4	220.0	222.9	225.8	231.7	232.0	228.8	220.7	217.8	223.3
15,0°	178.4	218.9	253.9	285.7	329.1	325.8	341.1	307.6	314.9	333.8	323.3	313.0	292.6
17,5°	260.9	307.2	338.6	341.1	373.2	401.7	381.3	367.4	370.3	379.1	398.8	390.4	387.1
20,0°	320.7	332.8	365.6	404.6	407.9	421.8	432.7	435.6	409.0	413.4	441.1	410.8	399.2
22,5°	371.4	406.1	436.0	459.7	438.9	424.0	416.7	406.5	411.9	417.0	432.0	395.5	388.2
25,0°	363.4	383.8	412.7	432.4	416.7	399.5	375.4	355.7	342.2	356.1	385.3	351.0	346.3
27,5°	293.0	322.2	350.3	355.7	361.9	359.0	352.5	323.3	306.1	309.4	329.5	295.5	289.0
30,0°	288.6	314.1	341.5	357.6	366.3	365.6	364.1	340.8	310.1	306.1	308.7	280.9	240.8
32,5°	329.5	355.0	377.6	373.6	341.9	301.4	278.4	263.8	246.6	255.0	263.8	260.5	245.2
35,0°	204.7	187.9	200.7	197.0	201.4	201.8	205.4	211.3	215.6	223.3	236.8	222.9	214.2
37,5°	128.8	145.9	186.4	203.2	235.3	263.8	273.6	258.3	252.1	256.5	240.1	207.2	198.1
40,0°	210.2	256.9	293.7	310.1	334.6	340.0	326.2	314.1	296.6	283.1	255.0	220.0	197.4
42,5°	321.4	360.8	372.9	386.7	381.6	366.3	347.7	339.0	315.2	291.5	263.8	214.5	186.4
45,0°	384.6	400.6	400.6	403.5	399.2	393.7	366.0	351.7	339.0	304.3	263.4	208.7	174.0
47,5°	387.5	422.5	440.0	451.0	440.0	427.6	401.3	364.1	335.3	287.5	239.3	198.1	156.2
50,0°	417.4	456.8	485.6	496.2	492.9	471.8	430.5	376.9	331.3	265.6	206.1	174.4	138.6
52,5°	448.8	491.5	485.6	488.5	492.6	491.1	448.8	384.2	328.0	248.5	185.3	159.4	116.8
55,0°	459.7	501.7	515.5	490.7	488.2	492.2	451.7	386.4	321.1	241.5	178.1	144.1	105.4
57,5°	477.2	533.1	613.7	547.7	509.7	501.7	450.6	394.0	331.3	241.2	173.7	133.5	89.0
60,0°	486.0	576.5	706.0	630.5	564.1	563.3	459.4	402.8	339.3	246.3	186.4	130.6	89.4
62,5°	456.4	581.6	734.1	696.1	700.5	658.6	487.1	407.5	351.0	244.1	172.9	123.0	79.9
65,0°	436.0	598.4	637.4	740.3	768.8	693.2	505.3	404.6	334.9	251.0	168.2	117.5	69.3
67,5°	403.9	608.9	635.9	794.3	730.1	611.9	450.2	365.6	309.0	225.8	152.9	106.2	49.6
70,0°	502.4	686.7	758.5	880.4	622.1	463.4	356.5	294.1	266.3	211.6	135.7	78.1	42.3
72,5°	609.3	779.7	847.2	751.6	534.9	361.6	262.3	197.8	206.1	189.0	126.2	69.3	37.2
75,0°	557.9	573.6	727.2	671.0	400.2	251.0	175.5	145.2	134.6	116.8	83.6	54.4	29.6
77,5°	490.0	424.3	509.7	429.1	292.6	177.0	137.6	128.1	98.5	70.8	46.0	29.6	22.3
80,0°	382.4	309.8	214.5	185.3	166.7	120.4	103.6	79.2	51.8	37.9	33.9	24.4	20.1
82,5°	202.1	172.2	128.4	159.8	118.9	90.9	78.1	58.7	30.3	23.0	20.8	19.7	18.2
85,0°	57.3	53.6	82.8	115.3	96.0	62.0	48.5	38.3	24.4	20.1	18.2	17.5	17.1
87,5°	22.6	35.4	58.4	67.1	48.9	34.7	29.6	24.1	19.3	17.5	17.1	16.8	16.1
90,0°	15.0	15.7	16.8	17.5	17.9	17.9	17.9	17.5	17.5	17.1	16.8	16.1	15.3
92,5°	14.6	15.7	16.4	16.8	17.5	17.5	17.5	17.1	16.8	16.8	16.4	16.1	15.3
95,0°	13.9	15.0	16.1	16.4	16.8	16.8	17.1	16.8	16.8	16.4	16.1	15.7	15.3
97,5°	13.5	14.2	15.0	15.7	16.1	16.4	16.4	16.4	16.1	16.1	16.1	15.7	15.3
100,0°	12.8	13.5	14.2	14.6	15.0	15.3	15.7	15.7	15.3	15.3	15.0	15.0	14.6
102,5°	12.0	12.4	13.1	13.9	14.6	14.6	15.0	14.6	14.6	14.6	14.6	14.2	14.2
105,0°	11.3	12.0	12.8	13.1	13.5	13.9	13.9	13.9	13.9	13.9	13.9	13.9	13.9
107,5°	10.6	11.3	11.7	12.4	12.8	13.1	13.1	13.1	13.1	13.1	13.1	13.1	13.1
110,0°	9.9	10.6	11.3	11.7	12.0	12.4	12.8	12.8	12.4	12.4	12.4	12.4	12.4
112,5°	9.5	10.2	10.6	11.3	11.7	12.0	12.4	12.0	11.7	12.0	11.7	12.4	12.0

Photometric test report

Family LANTERN CLASSIC LED	Order number: 5XA5245NF14H EAN: 4058352834671	LP number 57125_35
Table of values for luminous intensities		Maximum luminous intensity
siteco		

C-planes	65° 115°	70° 110°	75° 105°	80° 100°	85° 95°	90°	185° 355°	190° 350°	195° 345°	200° 340°	205° 335°	210° 330°	215° 325°
γ	Luminous intensity in cd/klm												
0,0°	41.0	41.0	41.0	41.0	41.0	41.0	41.0	41.0	41.0	41.0	41.0	41.0	41.0
2,5°	44.9	45.6	45.6	46.3	46.3	46.0	32.8	32.8	32.5	32.1	31.7	31.7	31.4
5,0°	41.6	40.9	40.1	40.9	42.3	43.1	33.2	32.8	32.8	32.8	32.5	31.7	31.4
7,5°	78.8	75.5	75.2	73.7	67.5	66.4	55.1	47.4	41.6	36.9	33.6	31.7	30.3
10,0°	147.8	125.9	123.7	131.0	127.7	114.6	86.8	86.8	77.7	73.3	75.2	68.6	59.8
12,5°	219.3	202.5	192.6	214.9	231.3	226.2	152.9	118.9	82.5	68.6	66.0	60.2	64.2
15,0°	290.4	261.6	278.8	329.5	367.4	368.5	136.8	108.7	98.9	105.1	114.9	132.1	125.5
17,5°	378.4	321.8	312.0	371.8	402.1	403.5	205.1	141.2	174.4	161.3	145.2	140.8	124.1
20,0°	393.3	336.4	325.1	391.5	424.7	426.9	223.3	177.3	158.3	170.8	149.2	133.9	131.3
22,5°	392.6	335.7	323.3	393.0	432.0	433.5	259.0	197.0	193.0	159.4	159.8	151.8	136.5
25,0°	355.0	304.3	300.3	357.2	387.5	388.9	243.4	181.7	206.1	180.2	152.5	156.5	139.0
27,5°	288.6	243.4	253.2	302.1	325.1	326.9	185.7	156.9	201.8	172.9	156.2	144.8	128.8
30,0°	228.0	187.5	194.1	205.4	198.8	194.8	163.5	135.7	175.5	168.9	140.8	131.3	115.7
32,5°	208.7	145.2	161.6	179.5	167.8	162.7	193.4	138.6	170.8	152.1	143.8	109.5	84.6
35,0°	180.2	137.6	186.4	239.7	247.7	248.8	118.9	129.5	136.1	119.3	119.3	71.1	46.7
37,5°	177.3	147.8	215.3	257.2	262.3	263.4	98.5	76.3	73.0	68.6	55.5	39.4	36.1
40,0°	189.7	169.3	222.2	244.1	240.4	240.1	157.3	96.3	110.2	100.7	77.7	52.9	54.7
42,5°	174.4	162.7	203.6	205.4	197.8	192.6	181.3	134.6	164.6	145.2	73.7	58.7	68.6
45,0°	154.7	151.8	176.2	165.6	154.7	150.3	216.7	152.9	218.6	133.2	63.9	62.8	72.6
47,5°	137.9	131.7	150.3	133.5	123.0	117.5	213.1	145.9	227.7	110.6	52.9	68.2	73.7
50,0°	129.2	117.1	123.7	106.9	96.3	90.5	235.0	152.9	211.3	91.6	54.0	67.9	71.5
52,5°	113.1	101.4	102.2	86.5	77.4	73.0	262.0	160.2	196.7	73.0	59.5	67.1	68.2
55,0°	102.2	87.9	84.6	72.6	64.2	61.3	266.7	162.4	167.1	72.2	64.2	66.4	65.3
57,5°	90.1	75.9	69.3	59.1	54.0	54.0	278.8	175.9	131.3	66.8	67.5	63.9	64.2
60,0°	76.3	61.7	56.2	49.3	48.5	48.9	343.3	155.8	108.0	62.0	65.7	63.9	63.1
62,5°	67.5	56.2	47.8	44.5	44.5	45.2	299.5	159.4	78.1	53.6	62.4	63.5	62.8
65,0°	51.8	51.1	43.4	42.0	42.3	43.1	243.7	128.1	79.9	59.1	58.0	60.6	59.8
67,5°	36.9	40.1	39.8	39.0	40.5	40.9	210.9	123.7	104.0	60.2	54.0	55.1	54.7
70,0°	33.2	36.1	36.1	36.1	37.6	37.9	313.0	167.5	145.6	62.8	52.2	50.7	48.5
72,5°	28.8	29.6	31.4	32.5	33.6	33.6	407.5	193.4	146.3	45.2	45.2	46.7	43.8
75,0°	24.8	26.6	27.7	28.5	28.8	28.5	414.1	178.1	108.7	44.5	40.9	41.2	39.4
77,5°	22.3	24.1	25.2	24.1	23.4	22.6	297.4	178.1	106.5	34.3	36.5	37.2	36.5
80,0°	20.4	21.5	21.5	21.2	21.2	20.4	147.0	188.6	166.7	31.7	33.2	34.3	33.6
82,5°	19.3	20.1	19.7	19.7	19.7	19.7	123.0	114.9	118.2	26.3	28.5	29.6	29.6
85,0°	17.5	18.6	18.6	18.2	18.6	19.0	87.9	46.0	64.2	28.5	25.5	27.0	25.9
87,5°	16.8	17.1	17.9	17.9	18.2	18.2	27.4	16.1	21.5	18.6	22.3	25.2	24.1
90,0°	16.1	16.8	17.1	17.5	17.5	17.5	13.5	13.1	12.8	12.0	11.3	10.9	10.6
92,5°	16.1	16.4	17.1	17.5	17.5	17.5	13.5	12.8	12.4	12.0	11.7	11.3	10.6
95,0°	16.1	16.4	16.8	17.1	17.5	17.5	13.1	12.8	12.4	11.7	11.3	11.3	10.2
97,5°	15.7	16.1	16.4	16.8	16.8	17.5	12.8	12.4	11.7	11.3	11.3	10.9	10.2
100,0°	15.0	15.3	15.3	15.7	16.4	16.8	11.7	11.7	10.9	10.9	10.9	10.2	10.2
102,5°	14.6	15.0	15.3	15.3	15.7	15.3	10.9	10.9	10.2	9.9	9.9	9.5	9.5
105,0°	13.9	14.6	14.6	14.6	15.0	14.6	10.6	10.2	9.5	9.5	9.5	9.1	8.8
107,5°	13.5	13.9	13.9	13.9	14.2	13.1	10.2	9.5	9.5	8.8	8.8	8.4	8.0
110,0°	13.1	13.1	13.1	13.5	13.9	13.1	9.5	8.8	8.8	8.0	8.0	8.0	8.0
112,5°	12.4	12.4	13.1	13.1	12.0	8.0	9.1	8.8	8.0	8.0	7.7	7.7	7.3

Photometric test report

Family LANTERN CLASSIC LED	Order number: 5XA5245NF14H EAN: 4058352834671	LP number 57125_35
Table of values for luminous intensities		Maximum luminous intensity
		siteco

C-planes	220° 320°	225° 315°	230° 310°	235° 305°	240° 300°	245° 295°	250° 290°	255° 285°	260° 280°	265° 275°	270°	Phi-zone	Total Phi-zone
γ	Luminous intensity in cd/klm											Luminous flux in lm/klm	
0,0°	41.0	41.0	41.0	41.0	41.0	41.0	41.0	41.0	41.0	41.0	41.0	0.1	0.1
2,5°	31.4	31.0	30.3	30.3	29.6	29.2	28.5	27.4	26.3	25.5	25.5	0.4	0.5
5,0°	30.6	30.3	30.6	30.3	29.9	29.2	28.8	28.5	27.7	27.4	27.0	0.8	1.3
7,5°	29.9	30.3	29.6	29.2	28.8	29.2	28.8	28.5	28.1	28.1	27.7	2.2	3.5
10,0°	44.9	33.9	30.6	29.6	28.8	28.1	27.7	27.0	26.6	26.3	25.5	4.3	7.8
12,5°	73.7	75.5	74.1	62.4	51.1	41.2	33.9	28.8	27.7	27.4	27.0	8.4	16.3
15,0°	116.0	90.9	88.7	99.6	84.3	58.0	54.0	41.2	37.6	39.0	36.5	14.0	30.2
17,5°	117.5	109.1	112.7	98.1	87.6	70.8	67.5	53.3	47.8	54.4	54.7	19.7	50.0
20,0°	110.2	108.7	101.8	97.8	87.2	77.0	71.1	58.7	54.7	64.6	68.6	24.2	74.2
22,5°	116.0	112.0	107.6	93.0	86.1	75.5	75.2	66.0	59.8	69.7	73.7	28.1	102.3
25,0°	123.0	104.0	86.8	79.9	75.9	77.0	75.2	65.7	56.9	63.1	67.9	28.7	131.0
27,5°	114.2	90.5	73.7	71.9	74.8	73.7	72.2	59.1	50.4	56.6	61.3	27.2	158.2
30,0°	93.4	74.4	67.9	70.1	74.1	71.9	66.8	55.1	47.1	50.7	56.2	26.8	185.0
32,5°	73.3	80.3	75.5	71.1	69.0	64.9	60.2	54.0	43.1	48.9	52.5	26.6	211.5
35,0°	52.5	67.1	73.3	70.4	69.7	66.0	61.7	53.6	42.7	45.6	49.6	22.7	234.3
37,5°	35.8	41.2	52.5	62.8	67.9	66.0	62.4	53.3	41.6	44.5	47.4	23.4	257.7
40,0°	47.1	37.2	32.8	37.2	51.4	58.4	58.4	52.5	42.0	46.0	50.4	29.2	286.8
42,5°	62.0	52.5	40.5	34.3	35.0	39.0	45.2	46.7	38.7	42.3	44.5	33.3	320.1
45,0°	70.4	65.3	58.4	51.1	43.1	35.4	33.6	33.2	31.4	32.5	33.6	35.9	356.0
47,5°	72.2	69.3	64.2	54.0	47.4	44.5	35.8	28.8	28.1	28.5	29.2	37.4	393.4
50,0°	71.9	70.8	67.1	59.5	47.1	39.0	35.0	30.3	28.5	27.4	27.7	39.3	432.7
52,5°	69.7	69.7	66.8	60.6	51.1	40.9	33.2	27.4	25.5	26.6	29.2	40.2	472.9
55,0°	65.3	64.9	62.8	57.3	50.0	41.2	33.9	28.5	25.5	24.4	26.3	40.9	513.8
57,5°	62.4	60.2	58.4	53.3	45.6	39.0	32.1	27.7	25.5	24.1	24.8	42.8	556.6
60,0°	59.5	56.6	54.4	49.3	41.6	35.0	27.7	24.4	24.8	24.1	24.1	46.0	602.5
62,5°	58.0	52.5	49.3	44.1	38.3	32.8	26.3	22.3	22.3	22.6	23.4	48.2	650.7
65,0°	55.5	49.6	43.8	39.8	33.9	29.9	24.4	20.8	20.8	21.2	21.2	48.4	699.2
67,5°	51.4	46.7	41.2	35.4	30.6	26.6	22.6	20.1	19.7	19.7	19.7	46.8	745.9
70,0°	46.0	41.6	35.8	31.0	27.0	24.4	21.5	19.7	19.3	17.5	19.0	47.4	793.4
72,5°	40.5	38.3	32.5	28.1	24.4	21.5	19.0	18.2	17.9	17.1	16.8	46.0	839.4
75,0°	36.1	33.2	29.2	25.2	22.3	19.3	16.4	16.8	16.4	15.3	15.3	38.1	877.5
77,5°	33.9	31.0	27.4	24.1	20.8	17.1	15.0	14.2	14.2	13.5	13.1	29.2	906.7
80,0°	30.3	26.6	23.4	20.4	17.5	14.6	13.1	12.0	12.0	11.7	11.7	20.0	926.7
82,5°	26.6	23.4	19.7	18.2	16.1	13.5	11.7	11.3	10.6	10.2	10.2	14.1	940.8
85,0°	22.6	18.6	15.7	13.9	13.5	11.7	9.9	9.9	9.5	8.4	8.8	9.1	949.9
87,5°	19.7	15.7	13.1	11.7	10.6	9.5	8.4	8.4	8.0	7.3	7.3	5.9	955.8
90,0°	9.9	9.1	8.4	8.0	7.3	6.6	5.8	5.8	5.8	5.8	5.1	3.6	959.3
92,5°	9.9	9.5	8.8	8.0	7.3	6.6	6.6	6.2	5.8	5.8	5.8	3.6	962.9
95,0°	9.9	9.5	8.8	8.4	7.7	7.3	6.6	6.6	6.6	5.8	5.8	3.5	966.4
97,5°	9.5	9.5	8.8	8.4	7.7	7.3	6.6	6.6	6.6	6.6	6.6	3.4	969.9
100,0°	9.5	8.8	8.8	8.0	7.7	7.3	6.6	6.6	6.2	6.2	6.6	3.3	973.1
102,5°	8.8	8.4	8.0	7.3	7.3	6.6	6.2	5.8	5.8	5.5	5.8	3.0	976.2
105,0°	8.4	8.0	7.3	7.3	6.6	6.2	5.8	5.5	5.1	5.1	5.1	2.9	979.0
107,5°	8.0	7.3	6.9	6.6	5.8	5.8	5.1	5.1	4.7	4.4	4.4	2.6	981.7
110,0°	7.3	6.9	6.6	5.8	5.5	5.1	4.7	4.4	4.4	4.0	3.6	2.5	984.1
112,5°	6.9	6.6	5.8	5.8	5.1	5.1	4.4	4.4	4.0	3.6	2.9	2.3	986.4

Photometric test report

Family LANTERN CLASSIC LED	Order number: 5XA5245NF14H EAN: 4058352834671	LP number 57125_35
---	--	-------------------------------------

Table of values for luminous intensities	Maximum luminous intensity	siteco
---	-----------------------------------	---------------

C-planes	0° 180°	5° 175°	10° 170°	15° 165°	20° 160°	25° 155°	30° 150°	35° 145°	40° 140°	45° 135°	50° 130°	55° 125°	60° 120°
γ	Luminous intensity in cd/klm												
115,0°	9.5	9.9	10.6	10.9	11.3	11.7	11.7	11.7	11.7	11.7	11.7	11.7	11.7
117,5°	9.1	9.5	9.9	10.2	10.6	11.3	11.3	10.9	10.9	10.9	10.9	11.7	11.7
120,0°	8.4	9.1	9.5	9.9	10.2	10.6	10.6	10.2	10.2	10.2	10.6	10.9	10.9
122,5°	8.4	9.1	9.1	9.5	9.9	9.9	10.2	10.2	9.9	10.2	10.2	10.6	10.6
125,0°	7.3	7.3	8.0	8.0	8.0	8.8	8.4	8.4	8.4	8.8	8.8	8.8	8.8
127,5°	5.1	5.5	5.8	5.8	5.8	5.8	5.8	5.8	5.8	5.8	5.8	5.8	6.6
130,0°	4.4	4.4	4.4	4.4	4.4	4.4	4.4	4.4	4.4	4.4	4.4	4.4	4.4
132,5°	3.6	3.6	3.6	3.6	3.6	3.6	3.6	3.6	3.6	3.6	3.6	3.6	4.4
135,0°	3.3	3.3	3.6	3.6	3.6	3.6	3.6	3.3	3.6	3.3	3.6	3.6	3.6
137,5°	2.9	2.9	2.9	2.9	2.9	2.9	2.9	2.9	2.9	2.9	2.9	2.9	2.9
140,0°	2.9	2.2	2.2	2.2	2.2	2.2	2.2	2.2	2.2	2.2	2.2	2.2	2.2
142,5°	1.5	1.5	1.5	1.5	1.5	1.5	1.5	1.1	1.5	1.1	1.1	1.1	1.5
145,0°	0.7	0.7	0.7	0.7	0.7	0.7	0.7	0.7	0.7	0.7	0.7	0.7	0.7
147,5°	0.7	0.7	0.7	0.7	0.7	0.7	0.7	0.7	0.7	0.7	0.7	0.7	0.7
150,0°	0.0	0.0	0.0	0.0	0.0	0.0	0.0	0.0	0.0	0.0	0.0	0.0	0.0
165,0°	0.0	0.0	0.0	0.0	0.0	0.0	0.0	0.0	0.0	0.0	0.0	0.0	0.0
180,0°	0.0	0.0	0.0	0.0	0.0	0.0	0.0	0.0	0.0	0.0	0.0	0.0	0.0

Photometric test report

Family LANTERN CLASSIC LED	Order number: 5XA5245NF14H EAN: 4058352834671	LP number 57125_35
		siteco

C-planes	65° 115°	70° 110°	75° 105°	80° 100°	85° 95°	90°	185° 355°	190° 350°	195° 345°	200° 340°	205° 335°	210° 330°	215° 325°
γ	Luminous intensity in cd/klm												
115,0°	11.7	12.4	12.4	12.4	10.2	5.1	8.8	8.4	8.0	7.7	7.7	7.3	7.3
117,5°	11.7	11.7	12.0	12.0	9.1	5.1	8.8	8.0	7.7	7.3	7.3	7.3	6.6
120,0°	10.9	11.3	11.7	11.7	8.0	3.6	8.4	7.7	7.3	6.6	6.9	6.6	6.6
122,5°	10.9	10.9	10.9	10.9	6.9	2.9	8.0	7.7	6.9	6.6	6.6	6.6	6.6
125,0°	8.8	9.5	9.5	8.8	5.8	2.9	6.6	6.6	5.8	5.8	5.8	5.5	5.1
127,5°	6.6	6.6	6.6	5.8	3.6	2.2	5.1	5.1	4.4	4.4	4.4	4.4	4.0
130,0°	4.4	4.4	4.4	4.4	2.9	2.2	4.4	4.0	3.6	3.6	3.6	3.6	3.6
132,5°	4.0	4.4	4.4	3.6	2.6	2.2	3.6	3.6	3.6	3.6	2.9	2.9	2.9
135,0°	3.6	3.6	3.6	2.9	2.2	1.5	2.9	2.9	2.9	2.9	2.9	2.9	2.6
137,5°	2.9	2.9	2.9	2.2	1.5	1.5	2.2	2.2	2.2	2.2	2.2	2.2	2.2
140,0°	2.2	2.2	2.2	1.5	1.5	0.7	1.8	1.8	1.5	1.8	1.5	1.5	1.5
142,5°	0.7	1.5	1.5	1.1	0.7	0.7	1.5	1.5	1.5	1.5	1.5	1.5	1.5
145,0°	0.7	0.7	0.7	0.7	0.7	0.7	0.7	0.7	0.7	0.7	0.7	0.7	0.7
147,5°	0.7	0.7	0.7	0.7	0.7	0.7	0.7	0.7	0.7	0.7	0.7	0.7	0.7
150,0°	0.0	0.0	0.0	0.0	0.0	0.0	0.0	0.0	0.0	0.0	0.0	0.0	0.0
165,0°	0.0	0.0	0.0	0.0	0.0	0.0	0.0	0.0	0.0	0.0	0.0	0.0	0.0
180,0°	0.0	0.0	0.0	0.0	0.0	0.0	0.0	0.0	0.0	0.0	0.0	0.0	0.0

C-planes	220° 320°	225° 315°	230° 310°	235° 305°	240° 300°	245° 295°	250° 290°	255° 285°	260° 280°	265° 275°	270°	Phi-zone	Total Phi-zone
γ	Luminous intensity in cd/klm											Luminous flux in lm/klm	
115,0°	6.6	6.6	5.8	5.8	5.1	5.1	4.4	4.4	4.0	3.3	2.2	2.2	988.6
117,5°	6.6	6.2	5.8	5.5	5.1	4.7	4.4	4.4	3.6	2.9	2.2	2.0	990.6
120,0°	5.8	5.8	5.8	5.1	5.1	4.4	4.4	3.6	3.6	2.9	2.2	1.9	992.5
122,5°	5.8	5.8	5.1	5.1	5.1	4.4	4.4	3.6	3.6	2.6	2.2	1.8	994.3
125,0°	5.1	5.1	4.4	4.4	4.4	3.6	3.6	3.6	2.9	2.2	2.2	1.5	995.7
127,5°	3.6	3.6	3.6	3.6	3.3	2.9	2.9	2.9	2.2	2.2	1.5	1.0	996.8
130,0°	2.9	3.3	2.9	2.9	2.9	2.9	2.9	2.2	2.2	1.8	1.5	0.8	997.5
132,5°	2.9	2.9	2.9	2.9	2.9	2.9	2.6	2.2	2.2	1.5	1.5	0.7	998.2
135,0°	2.2	2.2	2.2	2.2	2.2	2.2	2.2	2.2	1.5	1.5	1.5	0.6	998.8
137,5°	2.2	2.2	2.2	2.2	2.2	1.8	1.5	1.5	1.5	1.5	1.5	0.4	999.2
140,0°	1.5	1.5	1.5	1.5	1.5	1.5	1.5	1.5	1.5	0.7	0.7	0.3	999.5
142,5°	1.5	1.5	1.5	1.5	1.1	1.1	1.1	0.7	0.7	0.7	0.7	0.2	999.7
145,0°	0.7	0.7	0.7	0.7	0.7	0.7	0.7	0.7	0.7	0.7	0.7	0.1	999.8
147,5°	0.7	0.7	0.7	0.7	0.7	0.7	0.7	0.7	0.7	0.7	0.7	0.1	1000.0
150,0°	0.0	0.0	0.0	0.0	0.0	0.0	0.0	0.0	0.0	0.0	0.0	0.0	1000.0
165,0°	0.0	0.0	0.0	0.0	0.0	0.0	0.0	0.0	0.0	0.0	0.0	0.0	1000.0
180,0°	0.0	0.0	0.0	0.0	0.0	0.0	0.0	0.0	0.0	0.0	0.0	0.0	1000.0

Photometric test report

Family LANTERN CLASSIC LED	Order number: 5XA5245NF14H EAN: 4058352834671	LP number 57125_35
---	--	-------------------------------------

Dimming levels table	environmental temperature: 25°C	sITeco
-----------------------------	---------------------------------	---------------

Luminous flux %	Dimming level linear	Dimming level logarithmic	Luminous flux [lm]	Power consumption [W]	Power consumption [W]	Power consumption [W]
				start of lifetime	end of lifetime	average
100	254	254	1360	11.8	12.1	12.0
95	241	252	1290	11.1	11.4	11.2
90	229	250	1226	10.6	10.8	10.7
85	216	248	1157	9.9	10.2	10.0
80	203	246	1087	9.3	9.6	9.4
75	190	243	1017	8.7	9.0	8.8
70	178	241	953	8.2	8.4	8.3
65	165	238	883	7.6	7.7	7.6
60	152	235	814	7.0	7.2	7.1
55	140	232	750	6.5	6.6	6.6
50	127	229	680	6.0	6.1	6.0
45	114	225	610	5.4	5.6	5.5
40	102	221	546	5.0	5.1	5.0
35	89	216	477	4.5	4.6	4.6
30	76	210	407	4.0	4.0	4.0
26	65	204	348	3.6	3.7	3.6