


## Lichttechnischer Prüfbefund

**Familie**  
**Licross® 11 Protected**



**Bestell-Nr.: 51TP12DN495G3C**  
**EAN: 4058352935248**

**LP-Nummer**  
**58524\_277**

**Ausführung** Prismenabdeckung, satiniert, breit strahlend  
**Bestückung** LED 4000 K | CRI ≥ 80  
**Betriebsgerät** EVG-DALI  
**Einstellung** AC-Betrieb  
**Bemessungswerte** Nettolichtstrom = 9980 lm  
 Systemleistung = 60.9 W  
 Lichtausbeute = 163.9 lm/W

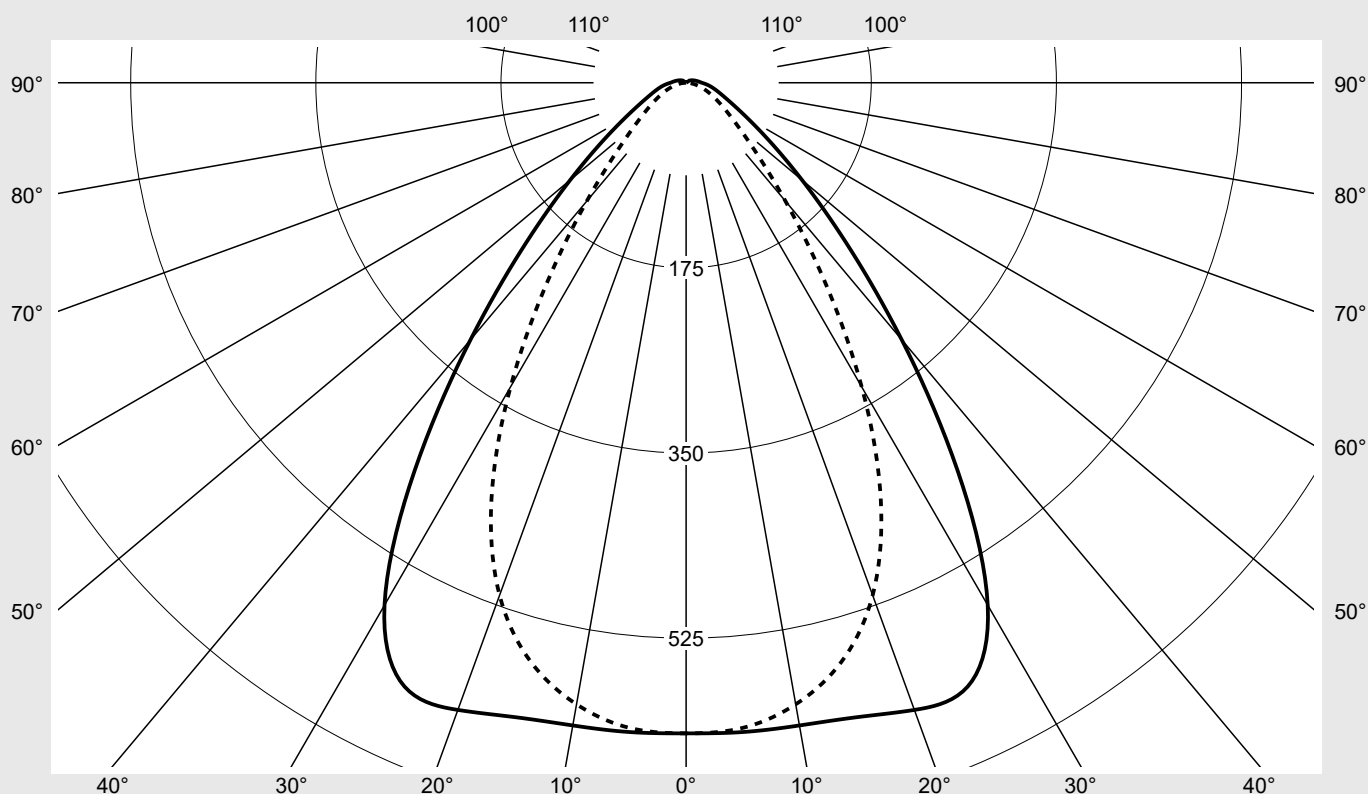
**Seriendokumentation**  
**29.09.2023**

**siteco**

**Lichtstärke in cd/klm**

**C180-0** **C270-90**

**Imax: 631 cd/klm**



**Klassifizierungen**

DIN 5040 A 5 1  
 CIE N1=73 N2=92 N3=98  
 N4=99 N5=100

**Leuchtenbetriebswirkungsgrade**

$\eta_{LB}$  100,0%  
 $\phi_u$  98,6%  
 $\phi_o$  1,4%

**Messbedingungen**

DIN EN 13032 und DIN 5032

## Lichttechnischer Prüfbefund

<b>Familie</b> Licross® 11 Protected	<b>Bestell-Nr.: 51TP12DN495G3C</b> <b>EAN: 4058352935248</b>	<b>LP-Nummer</b> 58524_277
<b>Wertetabelle Lichtstärkemessung</b>		<b>Maximale Lichtstärke</b>
		<b>sITeco</b>

C- Ebenen	0° 180°	15°	30°	45°	60°	75°	90° 270°	Phi-Zone	Summe Phi-Zone
		165° 195° 345°	150° 210° 330°	135° 225° 315°	120° 240° 300°	105° 255° 285°			
Lichtstärke in cd/klm								Lichtstrom in lm/klm	
γ									
0°	615.0	615.0	615.0	615.0	615.0	615.0	615.0	3.7	3.7
5°	616.1	614.1	609.7	611.1	612.9	611.9	612.2	29.3	32.9
10°	616.9	615.1	606.4	602.8	600.3	597.0	596.6	57.6	90.5
15°	620.9	617.8	600.9	587.5	576.7	568.6	566.8	83.8	174.3
20°	630.8	623.5	591.7	561.2	536.7	520.1	515.5	106.4	280.7
25°	629.8	620.7	576.3	523.2	476.9	445.6	435.5	122.6	403.3
30°	570.2	568.9	534.3	469.6	398.0	348.4	331.9	126.5	529.9
35°	447.2	456.9	450.2	394.1	307.5	246.5	227.0	114.9	644.8
40°	317.0	331.0	344.1	303.2	220.2	163.1	146.0	93.6	738.3
45°	213.9	226.3	244.1	214.7	147.7	105.6	94.0	70.6	808.9
50°	143.1	152.0	166.9	144.8	97.7	70.8	64.1	51.5	860.4
55°	96.6	102.1	111.9	95.1	64.8	49.7	46.3	37.0	897.4
60°	67.0	69.6	74.2	63.4	44.8	36.0	34.5	26.8	924.2
65°	49.0	49.5	50.0	42.8	32.0	26.6	25.7	19.7	943.9
70°	37.9	37.0	34.4	29.4	23.3	19.5	18.8	14.8	958.7
75°	30.5	28.7	24.6	20.4	16.6	13.6	12.7	11.1	969.8
80°	24.8	22.7	18.1	14.1	11.2	8.8	7.6	8.2	978.0
85°	19.7	17.8	13.4	9.8	7.1	4.8	3.4	5.9	983.8
90°	14.9	13.4	9.7	6.4	4.0	1.9	0.4	3.9	987.8
95°	12.2	11.1	8.2	5.4	3.1	1.2	0.3	3.2	991.0
100°	10.0	9.2	6.9	4.5	2.4	0.7	0.3	2.6	993.6
105°	8.2	7.6	5.7	3.6	1.7	0.4	0.3	2.1	995.6
110°	6.8	6.2	4.6	2.7	1.1	0.3	0.3	1.6	997.2
115°	5.5	5.0	3.7	2.0	0.7	0.4	0.4	1.2	998.4
120°	4.3	3.8	2.7	1.4	0.6	0.5	0.5	0.9	999.3
125°	3.1	2.7	1.8	0.9	0.6	0.6	0.6	0.6	1000.0
130°	0.0	0.0	0.0	0.0	0.0	0.0	0.0	0.0	1000.0
135°	0.0	0.0	0.0	0.0	0.0	0.0	0.0	0.0	1000.0
140°	0.0	0.0	0.0	0.0	0.0	0.0	0.0	0.0	1000.0
145°	0.0	0.0	0.0	0.0	0.0	0.0	0.0	0.0	1000.0
150°	0.0	0.0	0.0	0.0	0.0	0.0	0.0	0.0	1000.0
155°	0.0	0.0	0.0	0.0	0.0	0.0	0.0	0.0	1000.0
160°	0.0	0.0	0.0	0.0	0.0	0.0	0.0	0.0	1000.0
165°	0.0	0.0	0.0	0.0	0.0	0.0	0.0	0.0	1000.0
170°	0.0	0.0	0.0	0.0	0.0	0.0	0.0	0.0	1000.0
175°	0.0	0.0	0.0	0.0	0.0	0.0	0.0	0.0	1000.0
180°	0.0	0.0	0.0	0.0	0.0	0.0	0.0	0.0	1000.0

## Lichttechnischer Prüfbefund

<b>Familie</b> Licross® 11 Protected	<b>Bestell-Nr.: 51TP12DN495G3C</b> <b>EAN: 4058352935248</b>	<b>LP-Nummer</b> 58524_277
---	---	-------------------------------

UGR-Tabelle		Standardraum									
Raumabmessungen		Blickrichtung quer zur Leuchte (C0)					Blickrichtung längs zur Leuchte (C90)				
x	y										
2H	2H	21,3	22,7	21,6	23,0	23,3	18,0	19,4	18,4	19,7	20,1
	3H	21,7	22,9	22,1	23,3	23,6	18,4	19,6	18,7	20,0	20,3
	4H	21,9	23,1	22,3	23,4	23,8	18,5	19,7	18,9	20,1	20,4
	6H	22,2	23,3	22,6	23,6	24,0	18,6	19,7	19,0	20,1	20,5
	8H	22,4	23,4	22,9	23,7	24,1	18,7	19,7	19,1	20,1	20,5
	12H	22,6	23,5	23,0	23,8	24,3	18,7	19,7	19,2	20,1	20,5
4H	2H	21,3	22,5	21,7	22,9	23,2	18,5	19,7	18,9	20,0	20,4
	3H	21,9	22,9	22,3	23,3	23,7	19,0	20,0	19,4	20,4	20,8
	4H	22,2	23,1	22,6	23,5	23,9	19,2	20,1	19,7	20,5	21,0
	6H	22,6	23,4	23,1	23,8	24,3	19,4	20,2	19,9	20,6	21,1
	8H	22,9	23,5	23,3	24,0	24,5	19,5	20,2	20,0	20,6	21,1
	12H	23,1	23,7	23,6	24,2	24,7	19,6	20,2	20,0	20,6	21,1
8H	4H	22,2	22,9	22,7	23,4	23,8	19,5	20,1	19,9	20,6	21,1
	6H	22,7	23,3	23,2	23,8	24,3	19,7	20,3	20,2	20,8	21,3
	8H	23,0	23,5	23,5	24,0	24,5	19,9	20,4	20,4	20,8	21,4
	12H	23,4	23,8	23,9	24,3	24,9	20,0	20,4	20,5	20,9	21,4
12H	4H	22,2	22,8	22,7	23,3	23,8	19,5	20,1	20,0	20,6	21,1
	6H	22,7	23,2	23,2	23,7	24,2	19,9	20,3	20,4	20,8	21,3
	8H	23,1	23,5	23,6	24,0	24,5	20,0	20,4	20,5	20,9	21,4

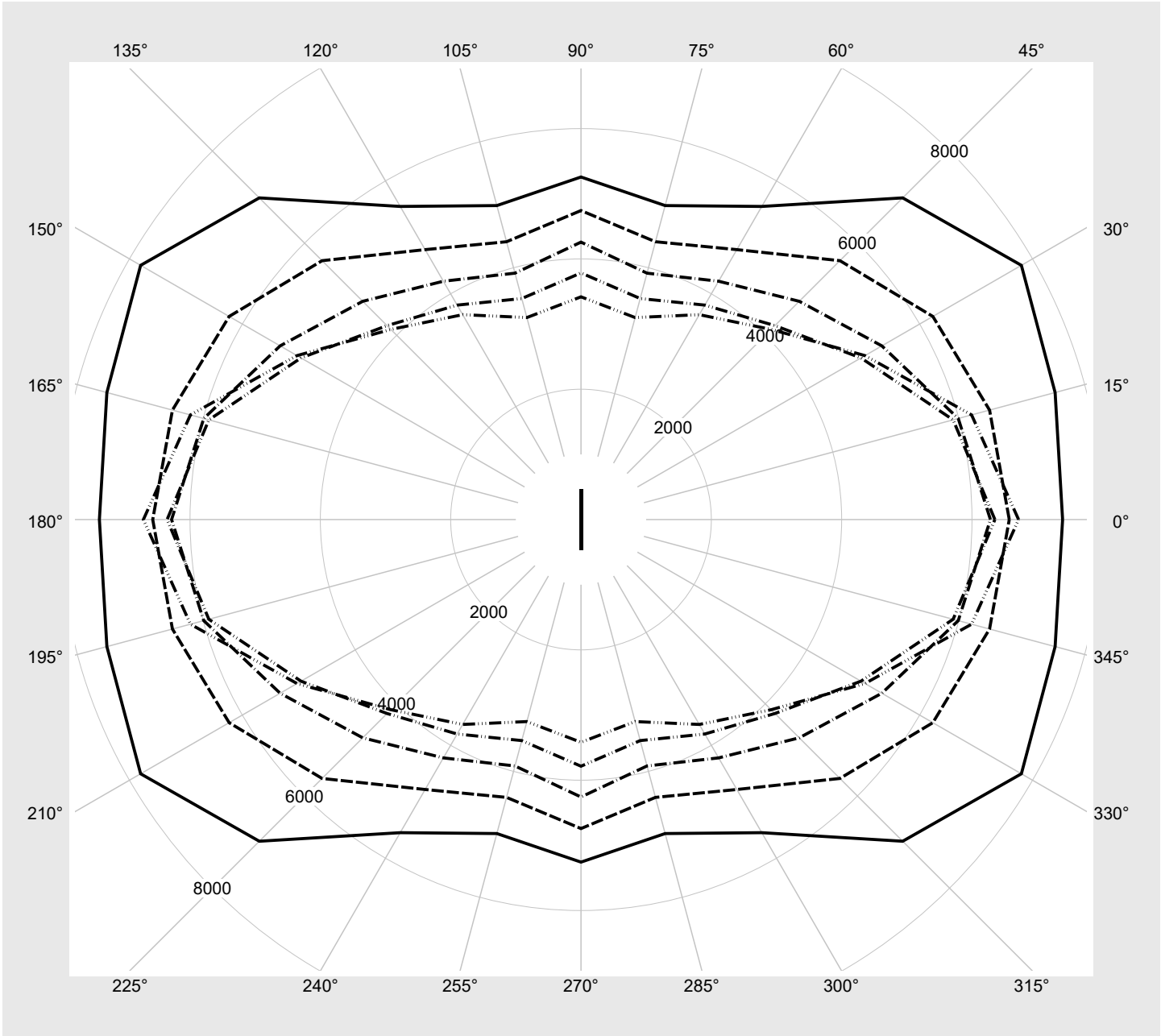
<b>Leuchtdichten-Tabelle</b> Max. für $\gamma \geq 65^\circ$	<b>Lichttechnische Abmessungen in mm:</b> L = 1480, B = 78	H(C0) = 13, H(C90) = 0	H(C180) = 13, H(C270) = 0
--	--	------------------------	---------------------------

C-Ebenen	$\gamma$	Leuchtdichte in cd/m <sup>2</sup>							
		0° 180°	15° 165° 195° 345°	30° 150° 210° 330°	45° 135° 225° 315°	60° 120° 240° 300°	75° 105° 255° 285°	90° 270°	
45°		22419.2	23827.1	26079.1	23479.7	16666.3	12379.1	11497.0	
50°		16052.7	17153.2	19157.6	17081.1	11953.8	9053.3	8615.6	
55°		11755.6	12507.8	13979.7	12268.5	8728.8	7051.2	6979.6	
60°		8995.0	9409.2	10266.7	9100.9	6762.0	5797.9	5958.4	
65°		7390.6	7532.5	7803.3	6981.6	5548.7	4988.7	5257.1	
70°		6572.2	6491.0	6234.7	5618.9	4783.4	4414.2	4742.2	
75°		6283.0	5993.5	5331.2	4737.0	4223.6	3914.8	4257.8	
80°		6351.6	5912.3	4961.1	4209.1	3800.3	3511.6	3785.2	
85°		6715.4	6205.2	5032.3	4126.9	3630.9	3209.5	3418.2	

**Lichttechnischer Prüfbefund**

<b>Familie</b> <b>Licross® 11 Protected</b>	<b>Bestell-Nr.: 51TP12DN495G3C</b> <b>EAN: 4058352935248</b>	<b>LP-Nummer</b> <b>58524_277</b>
--	---	--------------------------------------

Leuchtdichten in cd/m<sup>2</sup>      γ 65°    γ 70°    γ 75°    γ 80°    γ 85°      **siteco**



## Lichttechnischer Prüfbefund

<b>Familie</b> Licross® 11 Protected	<b>Bestell-Nr.: 51TP12DN495G3C</b> <b>EAN: 4058352935248</b>	<b>LP-Nummer</b> <b>58524_277</b>
---	---	--------------------------------------

<b>Dimmstufen-Tabelle</b>	Umgebungstemperatur: 25°C	<b>sITeco</b>
---------------------------	---------------------------	---------------

Lichtstrom [%]	Dimmstufe linear	Dimmstufe logarithmisch	Lichtstrom [lm]	Systemleistung [W]
100	254	254	9980	60.9
95	240	252	9474	57.6
90	226	250	8964	54.5
85	213	248	8483	51.5
80	200	245	8000	48.6
75	186	243	7475	45.5
70	173	240	6982	42.5
65	160	237	6485	39.7
60	147	234	5984	36.8
55	134	231	5480	33.9
50	122	227	5007	31.3
45	109	223	4493	28.5
40	96	218	3975	25.8
35	84	213	3492	23.3
30	72	208	3002	20.8
25	60	201	2512	18.3
20	47	192	1975	15.5
15	36	182	1517	13.2
10	24	168	1013	10.7
5	12	142	503	8.3
2	4	102	162	6.8