


Lichttechnischer Prüfbefund

Familie
DL 11 iQ

Bestell-Nr.: 5XA5565EW14H000022 + 5XA54000XS
EAN: 4069025027115 + 4050737730073

LP-Nummer
59423_75



Ausführung Mastaufsatz- oder Montage am Wandausleger, Spreader-Element, strukturiert, Smart Interface oben

Optik asymmetrisch, breit strahlend (ST1.2a)

Abdeckung Abdeckung klar, PMMA

Bestückung LED 3000 K | CRI ≥ 70

Betriebsgerät EVG SITECO iQ - Smart Interface

Bemessungswerte
Nettolichtstrom = 1470 lm
Systemleistung = 10.7 W
Lichtausbeute = 137.4 lm/W

Seriendokumentation
13.09.2023

siteco

Lichtstärke in cd/klm

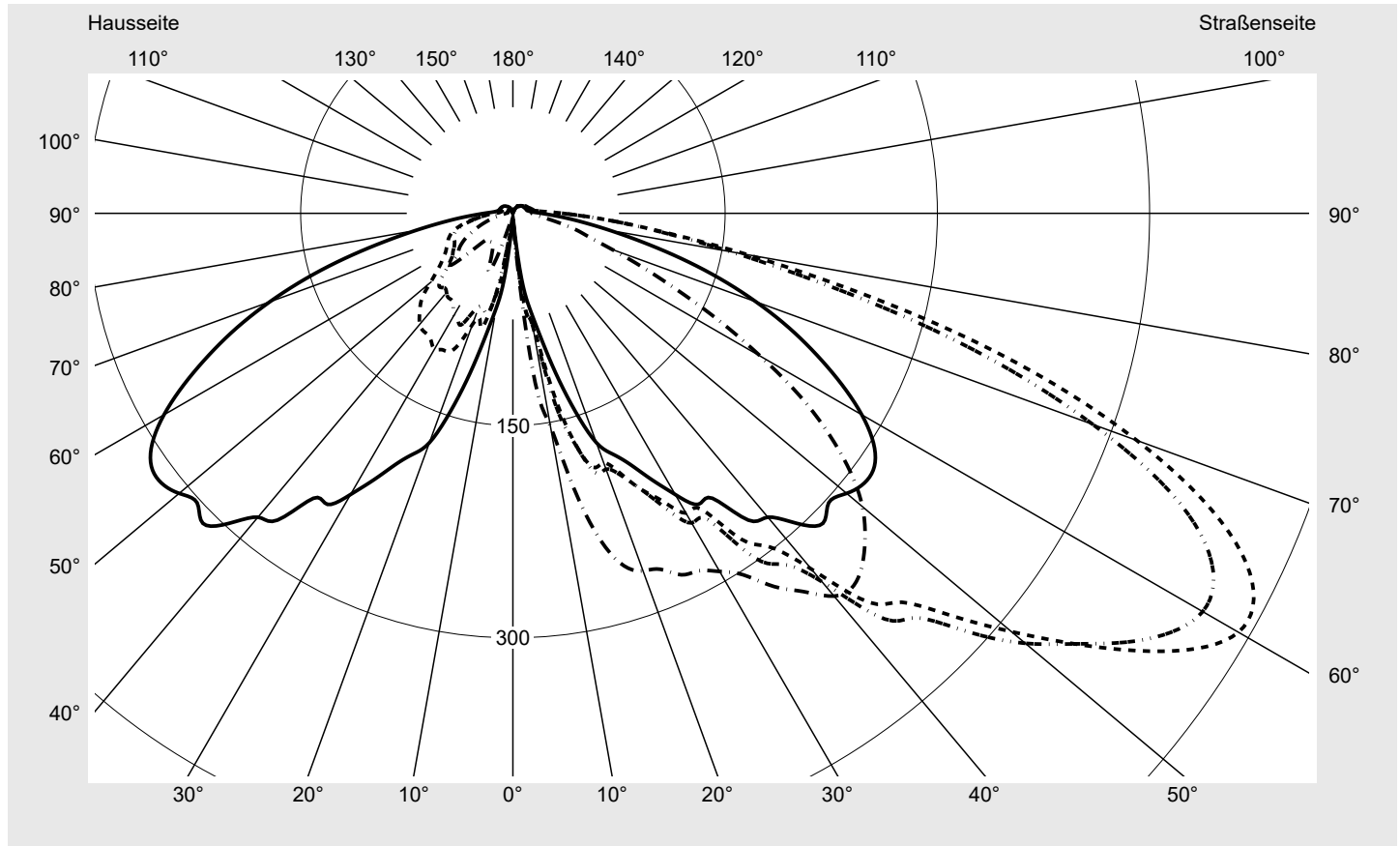
C180-0

C205-25

C210-30

C270-90

I_{max}: 592 cd/klm



Leuchtenbetriebswirkungsgrade

Eta	100.0%
Eta 0° - 90°	95.1%
Eta 90° - 180°	4.9%

Lichtstärkeklasse nach EN13201-2

Klasse:	G1
I _{max} 70°	469.3
I _{max} 80°	168.7
I _{max} 90°	35.3
I _{max} >90°	25.2
I _{max} >95°	18.8

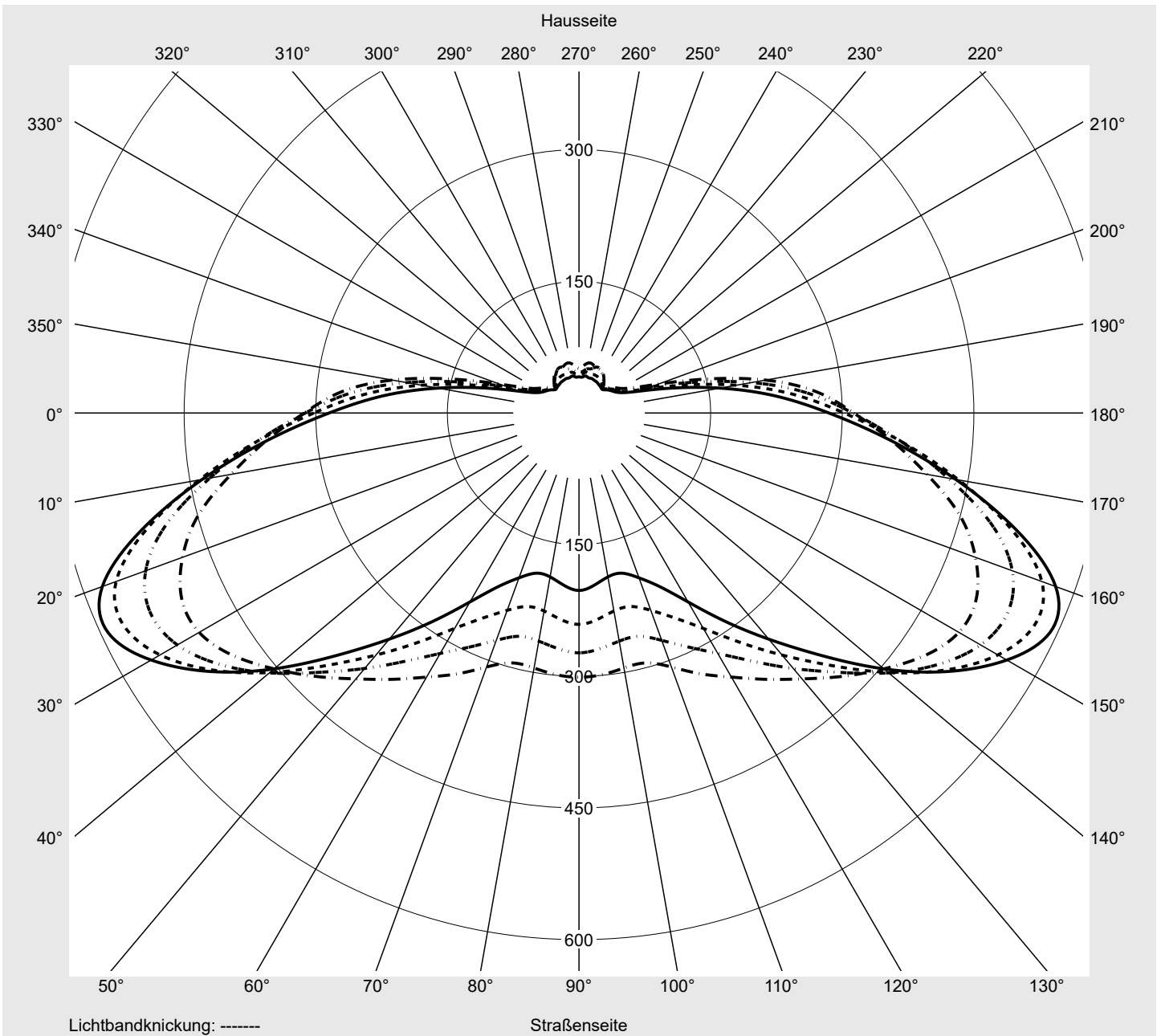
Messbedingungen

DIN EN 13032 und DIN 5032

Lichttechnischer Prüfbefund

Familie DL 11 iQ	Bestell-Nr.: 5XA5565EW14H000022 + 5XA54000XS EAN: 4069025027115 + 4050737730073	LP-Nummer 59423_75
----------------------------	--	------------------------------

Kegelmantelkurven in cd/klm **KMK 60°** **KMK 57,5°** **KMK 55°** **KMK 52,5°** **siteco**



Lichttechnischer Prüfbefund

Familie DL 11 iQ	Bestell-Nr.: 5XA5565EW14H000022 + 5XA54000XS EAN: 4069025027115 + 4050737730073	LP-Nummer 59423_75
Wertetabelle Lichtstärkemessung		Maximale Lichtstärke
		siteco

C- Ebenen	0° 180°	5° 175°	10° 170°	15° 165°	20° 160°	25° 155°	30° 150°	35° 145°	40° 140°	45° 135°	50° 130°	55° 125°	60° 120°
γ	Lichtstärke in cd/klm												
0,0°	4.9	4.9	4.9	4.9	4.9	4.9	4.9	4.9	4.9	4.9	4.9	4.9	4.9
2,5°	5.3	5.4	5.7	5.8	6.2	6.4	6.8	6.9	7.3	7.7	8.2	8.4	8.6
5,0°	10.3	11.6	13.2	15.2	18.3	22.1	26.2	29.3	31.5	33.4	34.2	34.9	35.8
7,5°	46.2	55.4	62.1	65.7	68.7	70.1	70.0	69.0	69.1	70.6	73.0	78.2	85.1
10,0°	68.1	68.8	70.7	72.6	74.3	76.6	81.1	88.8	99.9	113.0	125.4	135.7	141.0
12,5°	88.4	97.3	100.1	99.8	109.8	125.9	137.7	151.6	159.3	160.4	160.9	164.4	169.3
15,0°	116.9	122.8	143.4	157.3	166.0	166.9	167.9	171.5	178.0	182.6	185.5	191.4	198.1
17,5°	146.9	161.4	179.7	182.2	182.5	188.2	191.8	192.9	197.8	200.2	203.6	205.5	213.0
20,0°	172.5	175.6	182.8	188.6	188.1	187.6	192.4	193.8	197.9	203.4	205.1	211.3	219.8
22,5°	184.1	193.5	200.2	199.1	196.0	199.1	200.8	202.5	207.7	213.3	219.2	226.0	232.4
25,0°	195.6	198.7	205.6	212.0	212.0	215.6	215.6	220.5	224.7	231.3	237.9	244.2	252.9
27,5°	212.0	220.9	225.9	226.6	226.4	229.4	235.7	238.8	245.3	251.6	258.1	265.9	272.5
30,0°	229.5	229.1	236.7	238.1	238.8	244.6	252.7	259.0	267.6	277.4	284.0	289.9	297.2
32,5°	243.9	238.0	247.4	246.7	245.0	247.9	256.9	265.9	280.8	292.6	303.5	308.2	315.0
35,0°	245.8	248.8	258.8	262.2	271.4	281.0	296.7	301.7	315.7	323.1	331.8	334.9	341.1
37,5°	273.3	275.2	279.1	283.8	288.3	296.9	312.6	323.2	339.0	345.5	357.8	358.3	361.4
40,0°	280.3	285.4	291.6	295.8	305.8	328.3	339.9	354.3	366.5	377.9	384.1	386.9	387.2
42,5°	297.2	307.0	319.5	331.3	347.1	373.0	388.9	400.3	404.4	406.2	405.7	402.7	395.8
45,0°	309.9	323.1	337.2	350.8	366.4	388.7	404.2	413.7	417.2	418.2	414.2	405.5	396.4
47,5°	302.8	324.5	346.3	370.2	392.6	421.1	438.5	443.8	436.8	427.5	415.1	401.2	390.0
50,0°	307.9	341.1	374.7	408.9	435.5	460.0	472.8	464.8	445.5	429.9	409.2	388.4	370.9
52,5°	313.1	357.3	402.7	449.0	480.8	499.7	499.9	481.5	453.5	424.4	395.5	370.4	347.5
55,0°	311.9	368.0	427.2	486.0	525.5	538.9	528.5	499.5	460.6	417.8	380.0	345.2	316.4
57,5°	302.2	367.8	439.5	509.7	561.3	572.6	551.2	510.4	460.0	406.9	360.0	318.7	283.4
60,0°	284.8	356.1	436.1	516.4	578.1	592.1	563.0	513.5	453.5	390.7	336.4	289.5	248.6
62,5°	262.1	335.4	420.9	507.0	574.4	590.3	558.4	504.0	439.6	371.9	312.4	261.9	218.0
65,0°	237.1	309.7	395.6	484.4	553.9	568.3	536.3	480.5	416.0	347.4	285.3	232.6	188.3
67,5°	211.0	281.8	365.6	450.9	516.9	526.8	495.2	442.2	380.3	315.8	256.6	206.4	161.7
70,0°	182.8	249.8	327.7	407.4	465.6	469.3	436.2	390.8	334.6	275.9	225.7	182.5	143.8
72,5°	153.4	212.6	280.4	350.9	400.1	400.6	369.0	331.3	283.1	236.3	192.5	153.9	121.0
75,0°	122.9	170.3	225.0	281.1	321.3	321.9	293.2	262.9	221.6	178.6	150.2	127.8	102.2
77,5°	93.8	127.4	166.7	207.8	237.5	238.6	216.8	194.2	163.0	135.0	120.5	110.2	98.2
80,0°	69.9	92.4	118.9	147.1	167.9	168.7	156.6	143.3	124.5	104.5	91.4	82.2	70.2
82,5°	51.4	65.6	82.0	99.9	112.6	114.4	110.3	106.5	96.6	80.9	65.7	58.2	47.0
85,0°	37.7	46.6	57.1	68.0	76.3	78.2	77.9	76.9	70.7	56.3	47.9	42.5	35.4
87,5°	27.1	32.9	39.5	46.3	51.2	52.5	51.9	51.4	47.5	40.3	35.6	32.2	28.3
90,0°	20.3	23.7	27.5	31.3	34.4	35.3	35.2	35.1	33.1	30.1	27.9	26.3	24.0
92,5°	15.6	17.5	19.3	21.3	23.2	24.2	24.8	25.2	24.6	23.4	22.7	22.2	21.3
95,0°	13.0	13.9	14.9	16.2	17.3	18.0	18.7	19.2	19.2	18.9	19.0	19.4	19.6
97,5°	11.6	12.1	12.7	13.3	14.0	14.5	15.0	15.5	15.7	15.8	17.5	17.1	18.2
100,0°	10.6	11.1	11.3	11.9	12.1	12.4	12.8	13.1	13.3	13.7	14.2	15.0	16.2
102,5°	10.0	10.2	10.6	10.9	11.2	11.3	11.6	11.8	11.9	12.1	12.8	13.4	14.7
105,0°	10.0	10.1	10.4	10.7	10.7	10.9	11.1	11.2	11.3	11.6	11.9	12.4	13.2
107,5°	9.7	10.0	10.1	10.4	10.4	10.7	10.7	10.9	11.1	11.2	11.5	11.8	12.3
110,0°	9.6	9.7	10.0	10.1	10.4	10.4	10.6	10.7	10.7	10.9	11.2	11.2	11.6
112,5°	9.3	9.7	9.9	10.0	10.0	10.2	10.4	10.4	10.5	10.6	10.7	10.9	11.1

Lichttechnischer Prüfbefund

Familie DL 11 iQ	Bestell-Nr.: 5XA5565EW14H000022 + 5XA54000XS EAN: 4069025027115 + 4050737730073	LP-Nummer 59423_75
Wertetabelle Lichtstärkemessung		Maximale Lichtstärke
		siteco

C- Ebenen	65° 115°	70° 110°	75° 105°	80° 100°	85° 95°	90°	185° 355°	190° 350°	195° 345°	200° 340°	205° 335°	210° 330°	215° 325°
γ	Lichtstärke in cd/klm												
0,0°	4.9	4.9	4.9	4.9	4.9	4.9	4.9	4.9	4.9	4.9	4.9	4.9	4.9
2,5°	9.1	9.1	9.1	9.3	9.3	9.3	5.0	4.8	4.7	4.6	4.3	4.3	4.3
5,0°	36.7	36.8	37.4	37.9	36.2	35.0	8.9	7.8	7.1	6.5	5.7	5.2	4.8
7,5°	94.6	100.3	108.4	113.8	119.4	120.8	38.2	29.6	19.3	13.3	9.5	7.2	6.0
10,0°	144.0	144.4	144.7	145.8	149.6	152.8	69.5	69.8	66.3	58.4	45.7	32.5	21.8
12,5°	179.0	185.1	189.3	193.3	198.8	199.0	83.3	76.7	72.3	65.5	64.6	64.6	59.7
15,0°	209.2	220.4	228.5	232.3	235.7	239.1	110.6	101.6	98.0	85.5	83.6	73.0	65.4
17,5°	220.5	230.2	240.2	248.5	257.0	261.2	124.3	111.7	98.1	86.1	77.9	70.0	61.8
20,0°	229.7	241.5	252.7	257.4	264.2	268.9	158.3	143.9	122.7	101.2	83.5	70.5	58.6
22,5°	239.8	248.7	259.0	262.9	267.7	272.3	176.1	161.9	143.4	121.5	100.4	77.3	57.8
25,0°	260.9	265.7	272.4	275.9	279.4	281.9	187.6	170.6	150.0	128.7	108.0	87.1	66.6
27,5°	276.6	279.5	286.6	285.9	284.6	284.8	200.4	179.8	158.7	134.3	108.6	84.5	63.5
30,0°	297.5	295.3	296.7	294.2	291.7	292.3	216.5	193.3	168.4	139.5	110.8	83.3	62.1
32,5°	314.4	312.2	310.9	306.7	302.2	302.9	231.3	209.5	178.9	141.6	107.4	78.5	58.9
35,0°	336.5	330.3	325.4	325.0	322.5	322.1	228.9	203.6	176.3	140.7	104.9	75.1	56.6
37,5°	361.7	356.6	348.1	344.9	339.8	336.9	261.8	230.2	191.5	146.8	104.4	75.0	57.9
40,0°	383.1	369.9	355.7	352.3	352.9	353.2	265.3	237.8	193.7	146.2	102.4	73.0	58.2
42,5°	387.7	372.8	358.9	356.2	356.6	356.7	275.8	238.6	186.7	140.7	97.7	71.5	59.7
45,0°	387.8	370.2	352.7	348.1	349.1	349.6	289.5	246.2	189.6	134.8	92.6	73.4	63.8
47,5°	376.0	353.5	337.0	335.7	337.5	337.6	278.7	233.8	173.0	120.5	86.1	69.0	59.0
50,0°	354.3	332.8	318.6	318.9	321.5	322.5	275.8	225.9	163.5	111.2	76.0	61.3	54.0
52,5°	327.9	308.0	294.8	295.0	299.3	301.0	272.6	215.9	149.1	96.4	68.1	56.0	50.1
55,0°	294.1	275.7	263.4	264.0	269.6	273.3	261.3	199.5	135.2	87.1	62.2	52.1	47.3
57,5°	257.5	239.3	228.3	229.1	236.2	240.8	244.8	182.1	122.3	79.5	58.4	50.2	46.0
60,0°	218.4	199.9	189.0	189.6	197.0	202.2	224.2	163.2	109.6	72.5	55.0	47.9	44.4
62,5°	184.5	163.5	152.7	153.9	160.3	164.4	202.2	145.6	98.7	67.7	52.9	46.5	43.4
65,0°	153.3	130.7	119.4	121.1	126.2	128.2	178.4	128.0	88.7	62.8	50.8	45.5	43.2
67,5°	126.6	103.3	92.1	92.6	97.0	98.6	156.3	112.8	80.3	59.2	49.5	45.2	43.1
70,0°	104.7	81.3	70.2	69.4	73.1	74.6	134.4	99.5	73.0	55.4	47.6	44.1	42.3
72,5°	87.0	64.4	54.2	52.4	55.2	57.5	113.5	86.0	65.5	51.3	45.2	42.5	40.6
75,0°	72.1	51.5	42.4	40.5	44.0	47.7	92.4	72.3	57.3	46.1	41.4	39.1	36.8
77,5°	61.8	41.8	33.9	31.8	34.4	37.1	72.1	58.4	48.5	40.1	36.7	34.7	32.3
80,0°	47.7	33.7	27.7	25.7	26.8	27.8	55.6	46.6	39.6	33.9	31.5	29.8	27.8
82,5°	35.8	27.3	22.5	20.9	20.9	21.4	42.1	36.4	31.8	27.9	26.1	24.9	23.1
85,0°	28.5	22.5	18.9	17.5	17.3	17.4	32.0	28.4	25.4	22.9	21.5	20.8	19.0
87,5°	23.7	19.6	16.8	15.5	14.7	14.6	23.8	21.5	19.8	18.0	17.2	16.6	15.2
90,0°	21.3	18.5	16.3	14.9	14.0	13.5	18.0	16.6	15.1	13.7	12.7	11.9	10.7
92,5°	20.2	18.2	16.5	15.0	14.3	13.8	14.4	13.2	12.1	11.1	10.0	9.3	8.6
95,0°	19.5	18.4	16.8	15.4	14.9	14.5	12.3	11.4	10.5	9.7	9.0	8.3	7.6
97,5°	18.8	18.0	16.6	15.6	15.0	14.9	10.9	10.2	9.7	9.0	8.3	7.7	7.3
100,0°	17.4	17.2	16.1	15.2	14.7	14.5	10.2	9.5	9.0	8.5	7.9	7.4	7.1
102,5°	15.7	15.8	15.2	14.6	14.0	13.8	9.7	9.2	8.8	8.3	7.8	7.4	6.9
105,0°	14.1	14.4	14.0	13.7	13.3	13.1	9.5	9.0	8.7	8.1	7.8	7.4	6.9
107,5°	12.8	13.1	13.0	12.8	12.7	12.5	9.4	9.0	8.6	8.1	7.8	7.4	6.9
110,0°	11.8	12.1	12.3	12.1	12.0	11.8	9.3	8.8	8.5	8.0	7.7	7.3	6.9
112,5°	11.2	11.4	11.3	11.4	11.4	11.4	9.0	8.7	8.5	8.0	7.6	7.3	6.9

Lichttechnischer Prüfbefund

Familie DL 11 iQ	Bestell-Nr.: 5XA5565EW14H000022 + 5XA54000XS EAN: 4069025027115 + 4050737730073	LP-Nummer 59423_75
Wertetabelle Lichtstärkemessung		Maximale Lichtstärke
		siteco

C- Ebenen	220° 320°	225° 315°	230° 310°	235° 305°	240° 300°	245° 295°	250° 290°	255° 285°	260° 280°	265° 275°	270°	Phi-Zone	Summe Phi-Zone
γ	Lichtstärke in cd/klm											Lichtstrom in lm/klm	
0,0°	4.9	4.9	4.9	4.9	4.9	4.9	4.9	4.9	4.9	4.9	4.9	0.0	0.0
2,5°	4.3	4.6	4.8	5.0	5.3	5.3	5.0	5.0	4.8	4.7	4.8	0.1	0.1
5,0°	4.5	4.3	4.1	4.0	3.8	3.8	3.6	3.6	3.8	3.6	3.7	0.4	0.5
7,5°	5.4	5.0	5.0	4.9	4.7	4.5	4.5	4.5	4.1	4.0	3.8	1.6	2.1
10,0°	15.2	9.2	6.6	5.6	5.2	4.7	4.5	4.3	4.3	4.3	4.1	3.2	5.4
12,5°	47.1	31.4	18.8	11.0	7.2	6.2	6.1	5.6	5.4	5.0	4.8	5.6	11.0
15,0°	60.8	58.1	54.1	43.5	29.1	18.9	11.8	7.8	6.5	5.9	5.5	8.5	19.5
17,5°	55.3	49.9	48.2	47.3	46.9	43.3	35.5	27.4	20.0	15.3	12.3	11.0	30.5
20,0°	49.0	44.2	42.9	41.0	39.4	40.5	41.8	42.8	42.9	40.0	33.7	13.2	43.7
22,5°	46.8	40.7	38.4	38.5	37.5	38.1	41.9	44.8	50.4	49.3	44.3	15.7	59.3
25,0°	51.1	40.1	36.3	36.3	36.4	35.4	44.3	46.7	47.5	41.5	37.8	18.3	77.7
27,5°	49.3	40.0	35.8	35.8	35.3	33.2	38.8	41.5	40.5	34.5	32.1	21.1	98.8
30,0°	48.2	40.1	35.7	35.6	34.7	32.5	34.4	37.2	35.7	30.3	28.5	24.1	122.8
32,5°	47.3	40.1	36.3	35.3	34.4	32.3	30.8	33.7	32.1	27.4	26.5	26.8	149.6
35,0°	46.6	39.6	35.9	35.4	34.4	32.1	29.5	31.4	30.1	26.1	25.5	30.4	180.0
37,5°	46.7	39.4	35.9	35.1	34.0	31.8	28.5	29.1	28.8	25.7	25.5	34.4	214.5
40,0°	49.2	41.5	37.3	35.6	35.2	32.1	27.8	28.0	28.1	25.4	25.9	38.2	252.7
42,5°	52.0	43.3	38.9	38.0	36.5	34.7	29.2	28.5	28.1	25.4	25.5	42.3	295.0
45,0°	52.6	42.7	40.9	42.1	42.3	40.4	36.2	34.4	31.4	26.9	26.1	45.3	340.3
47,5°	51.0	43.3	45.4	50.3	51.9	49.2	44.2	43.4	43.5	37.8	37.1	47.8	388.1
50,0°	47.0	43.0	46.8	51.7	54.8	53.8	51.5	52.3	52.8	53.3	56.9	50.3	438.4
52,5°	44.7	40.7	44.1	49.4	53.6	55.1	55.4	57.9	57.7	53.6	51.1	51.9	490.4
55,0°	42.8	39.7	43.1	47.9	52.3	55.9	55.5	52.1	50.9	47.4	46.9	52.8	543.2
57,5°	42.3	39.9	41.4	43.7	45.7	46.7	46.7	46.1	47.2	44.8	44.6	52.7	595.9
60,0°	41.1	37.8	38.5	39.4	40.6	41.1	41.8	41.6	42.8	41.0	41.2	51.4	647.3
62,5°	40.4	37.5	37.7	37.2	36.5	36.2	36.8	36.7	38.3	36.6	37.3	49.3	696.6
65,0°	40.7	37.2	36.9	35.0	32.6	31.5	32.0	31.7	33.2	31.8	32.5	46.3	742.9
67,5°	41.2	37.7	36.6	33.5	29.6	27.3	27.4	27.5	28.8	27.6	28.1	42.6	785.4
70,0°	40.9	37.2	35.3	30.8	26.4	23.2	23.1	23.2	24.3	23.6	24.0	38.1	823.5
72,5°	39.3	36.0	33.6	28.8	23.3	19.5	19.5	19.3	20.3	19.7	19.9	33.0	856.5
75,0°	35.6	32.5	29.7	25.4	21.4	16.2	16.2	16.0	16.7	16.3	16.5	27.0	883.5
77,5°	30.9	28.5	25.3	21.5	19.0	13.3	13.3	13.2	13.5	13.0	13.1	21.2	904.7
80,0°	26.1	23.8	20.9	17.5	14.6	11.4	11.0	10.7	10.9	10.6	10.4	16.1	920.8
82,5°	21.4	19.4	16.9	14.3	12.0	9.7	9.1	9.0	8.7	8.5	8.3	11.9	932.7
85,0°	17.6	15.9	14.1	12.5	10.9	8.3	7.8	7.5	7.3	6.9	6.6	8.9	941.5
87,5°	14.0	12.8	11.6	10.9	9.2	7.3	6.9	6.4	6.2	5.7	5.6	6.5	948.1
90,0°	9.8	8.8	8.1	7.1	6.6	6.2	5.8	5.5	5.4	5.0	4.9	4.9	953.0
92,5°	7.9	7.3	6.7	6.0	5.7	5.4	4.9	4.7	4.4	4.3	4.1	3.9	956.9
95,0°	7.1	6.7	6.1	5.7	5.4	4.9	4.7	4.3	4.2	4.0	3.9	3.4	960.3
97,5°	6.7	6.4	6.0	5.5	5.2	4.9	4.7	4.3	4.0	3.8	3.5	3.0	963.3
100,0°	6.7	6.2	5.9	5.5	5.2	4.9	4.5	4.3	4.1	3.8	3.5	2.8	966.1
102,5°	6.7	6.2	5.9	5.6	5.2	4.9	4.5	4.3	4.1	3.8	3.5	2.6	968.6
105,0°	6.6	6.2	5.9	5.5	5.2	4.9	4.7	4.3	4.0	3.8	3.5	2.4	971.1
107,5°	6.6	6.2	5.9	5.5	5.2	4.9	4.7	4.3	4.1	3.8	3.5	2.3	973.4
110,0°	6.6	6.2	5.9	5.5	5.2	4.9	4.7	4.3	4.1	3.8	3.5	2.2	975.6
112,5°	6.6	6.2	5.9	5.5	5.2	4.9	4.7	4.3	4.2	3.8	3.5	2.1	977.8

Lichttechnischer Prüfbefund

Familie DL 11 iQ	Bestell-Nr.: 5XA5565EW14H000022 + 5XA54000XS EAN: 4069025027115 + 4050737730073	LP-Nummer 59423_75
Wertetabelle Lichtstärkemessung		Maximale Lichtstärke
		siteco

C- Ebenen	0° 180°	5° 175°	10° 170°	15° 165°	20° 160°	25° 155°	30° 150°	35° 145°	40° 140°	45° 135°	50° 130°	55° 125°	60° 120°
γ	Lichtstärke in cd/klm												
115,0°	9.3	9.4	9.7	9.7	10.0	10.0	10.0	10.0	10.2	10.4	10.4	10.5	10.6
117,5°	9.0	9.2	9.3	9.5	9.7	9.7	9.9	10.0	10.0	10.0	10.0	10.2	10.4
120,0°	9.0	9.0	9.3	9.3	9.3	9.5	9.5	9.7	9.7	9.7	10.0	10.0	10.0
122,5°	8.6	8.8	9.0	9.0	9.3	9.3	9.3	9.3	9.3	9.3	9.3	9.7	9.7
125,0°	8.5	8.6	8.7	9.0	9.0	9.0	9.0	9.0	9.0	9.1	9.3	9.3	9.3
127,5°	8.3	8.3	8.3	8.6	8.6	8.6	8.6	8.6	8.8	8.8	9.0	9.0	9.0
130,0°	7.9	7.9	8.1	8.3	8.3	8.3	8.3	8.6	8.5	8.6	8.6	8.6	8.6
132,5°	7.6	7.6	7.6	7.9	7.9	7.9	7.9	8.1	8.3	8.3	8.3	8.3	8.3
135,0°	7.2	7.3	7.3	7.6	7.6	7.6	7.6	7.6	7.9	7.9	7.9	7.9	7.9
137,5°	6.7	6.9	6.9	7.1	7.3	7.3	7.3	7.3	7.4	7.6	7.6	7.6	7.6
140,0°	6.2	6.4	6.6	6.6	6.9	6.9	6.9	6.9	7.1	7.3	7.3	7.3	7.3
142,5°	6.0	6.1	6.2	6.3	6.6	6.6	6.6	6.6	6.7	6.9	6.9	6.9	6.9
145,0°	5.7	5.9	5.9	5.9	6.2	6.2	6.2	6.2	6.4	6.6	6.6	6.6	6.6
147,5°	5.2	5.4	5.5	5.5	5.7	5.9	5.9	5.9	5.9	6.1	6.2	6.2	6.2
150,0°	4.8	4.7	4.8	5.0	5.2	5.2	5.2	5.3	5.4	5.5	5.5	5.5	5.5
152,5°	4.1	4.1	4.1	4.3	4.5	4.4	4.5	4.5	4.5	4.7	4.8	4.8	4.8
155,0°	3.1	3.1	3.3	3.3	3.5	3.5	3.6	3.6	3.6	3.7	3.8	3.8	3.8
157,5°	2.4	2.3	2.4	2.4	2.4	2.6	2.6	2.6	2.6	2.6	2.8	2.6	2.6
160,0°	1.7	1.7	1.7	1.7	1.7	1.7	1.8	1.8	1.7	1.7	1.8	1.9	1.8
162,5°	1.6	1.6	1.5	1.4	1.4	1.5	1.6	1.4	1.4	1.5	1.6	1.5	1.4
165,0°	1.5	1.4	1.4	1.4	1.4	1.4	1.4	1.4	1.4	1.4	1.4	1.4	1.4
167,5°	1.4	1.4	1.4	1.6	1.6	1.4	1.4	1.4	1.4	1.4	1.4	1.4	1.4
170,0°	1.4	1.4	1.4	1.4	1.3	1.3	1.2	1.4	1.4	1.4	1.4	1.4	1.4
172,5°	0.0	0.0	0.0	0.0	0.0	0.0	0.0	0.0	0.0	0.0	0.0	0.0	0.0
175,0°	0.0	0.0	0.0	0.0	0.0	0.0	0.0	0.0	0.0	0.0	0.0	0.0	0.0
177,5°	0.0	0.0	0.0	0.0	0.0	0.0	0.0	0.0	0.0	0.0	0.0	0.0	0.0
180,0°	0.0	0.0	0.0	0.0	0.0	0.0	0.0	0.0	0.0	0.0	0.0	0.0	0.0

Lichttechnischer Prüfbefund

Familie DL 11 iQ	Bestell-Nr.: 5XA5565EW14H000022 + 5XA54000XS EAN: 4069025027115 + 4050737730073	LP-Nummer 59423_75
Wertetabelle Lichtstärkemessung		Maximale Lichtstärke
		siteco

C- Ebenen	65° 115°	70° 110°	75° 105°	80° 100°	85° 95°	90°	185° 355°	190° 350°	195° 345°	200° 340°	205° 335°	210° 330°	215° 325°
γ	Lichtstärke in cd/klm												
115,0°	10.7	10.9	10.9	10.9	11.1	11.1	9.0	8.7	8.5	8.1	7.6	7.3	6.9
117,5°	10.4	10.5	10.5	10.6	10.7	10.7	9.0	8.6	8.3	7.9	7.6	7.3	6.9
120,0°	10.0	10.2	10.2	10.4	10.4	10.4	8.7	8.5	8.3	7.9	7.5	7.3	6.9
122,5°	9.7	9.7	9.7	9.7	9.7	9.7	8.6	8.3	7.9	7.6	7.4	7.1	6.7
125,0°	9.3	9.3	9.3	9.3	9.3	9.3	8.3	8.0	7.9	7.6	7.3	7.1	6.7
127,5°	9.0	9.0	9.0	9.0	9.0	9.0	8.0	7.9	7.6	7.4	7.1	6.9	6.6
130,0°	8.6	8.6	8.6	8.6	9.0	8.7	7.6	7.6	7.3	7.3	6.9	6.6	6.4
132,5°	8.3	8.3	8.3	8.4	8.6	8.6	7.3	7.3	6.9	6.7	6.6	6.4	6.1
135,0°	7.9	7.9	7.9	7.9	8.3	8.3	6.9	6.9	6.6	6.5	6.2	6.0	5.7
137,5°	7.6	7.6	7.6	7.6	7.9	7.7	6.6	6.3	6.2	5.9	5.9	5.5	5.5
140,0°	7.3	7.3	7.3	7.3	7.6	7.3	6.2	6.2	5.9	5.7	5.5	5.5	5.2
142,5°	6.9	6.9	6.9	6.9	7.3	7.0	5.9	5.8	5.6	5.5	5.4	5.2	4.9
145,0°	6.6	6.6	6.6	6.6	6.8	6.6	5.5	5.5	5.2	5.2	5.0	4.8	4.7
147,5°	6.2	6.2	6.2	6.2	6.4	6.3	5.2	4.9	4.8	4.8	4.7	4.5	4.3
150,0°	5.7	5.7	5.6	5.7	5.9	5.9	4.5	4.5	4.3	4.1	4.1	4.0	3.8
152,5°	4.8	4.8	4.8	4.8	4.8	4.8	3.8	3.8	3.7	3.5	3.5	3.3	3.1
155,0°	3.8	3.8	3.8	3.8	3.8	3.8	3.0	2.9	2.8	2.8	2.6	2.6	2.4
157,5°	2.8	2.8	2.8	2.8	2.8	2.8	2.3	2.2	2.1	2.1	2.1	2.1	1.9
160,0°	1.9	1.8	1.7	1.8	1.9	1.8	1.7	1.7	1.7	1.7	1.7	1.7	1.7
162,5°	1.7	1.4	1.4	1.4	1.6	1.5	1.7	1.7	1.6	1.4	1.6	1.4	1.4
165,0°	1.4	1.4	1.4	1.4	1.4	1.4	1.4	1.4	1.4	1.4	1.4	1.4	1.4
167,5°	1.4	1.4	1.4	1.4	1.4	1.4	1.4	1.4	1.4	1.4	1.4	1.4	1.4
170,0°	1.4	1.4	1.4	1.4	1.4	1.4	1.4	1.4	1.4	1.4	1.4	1.4	1.4
172,5°	0.0	0.0	0.0	0.0	0.0	0.0	0.0	0.0	0.0	0.0	0.0	0.0	0.0
175,0°	0.0	0.0	0.0	0.0	0.0	0.0	0.0	0.0	0.0	0.0	0.0	0.0	0.0
177,5°	0.0	0.0	0.0	0.0	0.0	0.0	0.0	0.0	0.0	0.0	0.0	0.0	0.0
180,0°	0.0	0.0	0.0	0.0	0.0	0.0	0.0	0.0	0.0	0.0	0.0	0.0	0.0

Lichttechnischer Prüfbefund

Familie DL 11 iQ	Bestell-Nr.: 5XA5565EW14H000022 + 5XA54000XS EAN: 4069025027115 + 4050737730073	LP-Nummer 59423_75
----------------------------	--	------------------------------

Wertetabelle Lichtstärkemessung	Maximale Lichtstärke	siteco
--	-----------------------------	---------------

C- Ebenen	220° 320°	225° 315°	230° 310°	235° 305°	240° 300°	245° 295°	250° 290°	255° 285°	260° 280°	265° 275°	270°	Phi-Zone	Summe Phi-Zone
γ	Lichtstärke in cd/klm											Lichtstrom in lm/klm	
115,0°	6.6	6.2	5.9	5.6	5.2	4.9	4.8	4.5	4.2	3.8	3.8	2.1	979.9
117,5°	6.6	6.2	5.9	5.6	5.2	5.0	4.8	4.5	4.2	4.1	3.8	2.0	981.8
120,0°	6.6	6.2	5.9	5.5	5.2	4.9	4.8	4.5	4.2	4.1	3.8	1.9	983.8
122,5°	6.4	6.2	5.9	5.5	5.2	4.9	4.7	4.5	4.2	4.1	3.8	1.8	985.6
125,0°	6.4	6.0	5.8	5.5	5.2	4.9	4.7	4.3	4.1	4.1	3.8	1.7	987.3
127,5°	6.2	6.0	5.7	5.5	5.2	4.9	4.7	4.3	4.2	4.1	3.9	1.6	988.9
130,0°	6.2	5.9	5.5	5.4	5.2	4.8	4.7	4.3	4.2	4.1	3.8	1.5	990.4
132,5°	5.9	5.5	5.2	5.2	4.8	4.5	4.5	4.2	4.1	3.8	3.8	1.4	991.8
135,0°	5.5	5.4	5.2	4.8	4.5	4.5	4.3	4.1	3.8	3.8	3.5	1.3	993.0
137,5°	5.2	5.2	4.8	4.5	4.5	4.2	4.0	4.0	3.8	3.8	3.5	1.2	994.2
140,0°	4.9	4.8	4.5	4.5	4.2	4.0	4.0	3.8	3.8	3.6	3.5	1.0	995.2
142,5°	4.8	4.5	4.5	4.5	4.1	4.0	4.0	3.8	3.7	3.6	3.5	1.0	996.2
145,0°	4.5	4.5	4.2	4.1	4.1	3.8	3.6	3.7	3.6	3.5	3.5	0.9	997.0
147,5°	4.1	4.1	3.8	3.8	3.8	3.6	3.5	3.5	3.3	3.3	3.4	0.7	997.8
150,0°	3.8	3.5	3.5	3.5	3.1	3.1	2.9	2.9	2.8	2.8	2.8	0.6	998.4
152,5°	3.1	2.9	2.8	2.8	2.7	2.5	2.4	2.4	2.4	2.4	2.1	0.5	998.9
155,0°	2.4	2.3	2.1	2.1	2.1	2.1	2.1	2.1	2.1	1.9	1.7	0.3	999.2
157,5°	1.9	1.7	1.7	1.7	1.7	1.7	1.7	1.7	1.7	1.7	1.7	0.2	999.5
160,0°	1.7	1.7	1.7	1.7	1.7	1.6	1.5	1.6	1.4	1.4	1.4	0.2	999.6
162,5°	1.5	1.4	1.4	1.4	1.4	1.4	1.4	1.4	1.4	1.4	1.4	0.1	999.8
165,0°	1.4	1.4	1.4	1.4	1.4	1.4	1.4	1.4	1.4	1.4	1.4	0.1	999.9
167,5°	1.4	1.4	1.6	1.6	1.4	1.4	1.4	1.4	1.4	1.4	1.4	0.1	999.9
170,0°	1.4	1.4	1.4	1.4	1.4	1.4	1.4	1.4	1.4	1.4	1.4	0.1	1000.0
172,5°	0.0	0.0	0.0	0.0	0.0	0.0	0.0	0.0	0.0	0.0	0.0	0.0	1000.0
175,0°	0.0	0.0	0.0	0.0	0.0	0.0	0.0	0.0	0.0	0.0	0.0	0.0	1000.0
177,5°	0.0	0.0	0.0	0.0	0.0	0.0	0.0	0.0	0.0	0.0	0.0	0.0	1000.0
180,0°	0.0	0.0	0.0	0.0	0.0	0.0	0.0	0.0	0.0	0.0	0.0	0.0	1000.0

Lichttechnischer Prüfbefund

Familie DL 11 iQ	Bestell-Nr.: 5XA5565EW14H000022 + 5XA54000XS EAN: 4069025027115 + 4050737730073	LP-Nummer 59423_75
Dimmstufen-Tabelle		Umgebungstemperatur: 25°C
siteco		

Lichtstrom [%]	Dimmstufe linear	Dimmstufe logarithmisch	Lichtstrom [lm]	Systemleistung [W] Lebensdauerbeginn	Systemleistung [W] Lebensdauerende	Systemleistung [W] Durchschnitt
100	254	254	1470	10.7	11.1	10.9
95	241	252	1395	10.1	10.4	10.2
90	229	250	1325	9.6	9.9	9.8
85	216	248	1250	9.0	9.3	9.2
80	203	246	1175	8.5	8.8	8.6
75	190	243	1100	7.9	8.2	8.0
70	178	241	1030	7.5	7.7	7.6
65	165	238	955	6.9	7.2	7.0
60	152	235	880	6.6	6.7	6.6
55	140	232	810	6.1	6.3	6.2
50	127	229	735	5.6	5.8	5.7
45	114	225	660	5.2	5.3	5.2
40	102	221	590	4.7	4.8	4.8
35	89	216	515	4.2	4.4	4.3
30	76	210	440	3.8	3.9	3.8
25	63	203	365	3.3	3.4	3.4
20	51	195	295	2.7	2.8	2.8
17	42	188	243	2.2	2.3	2.2