

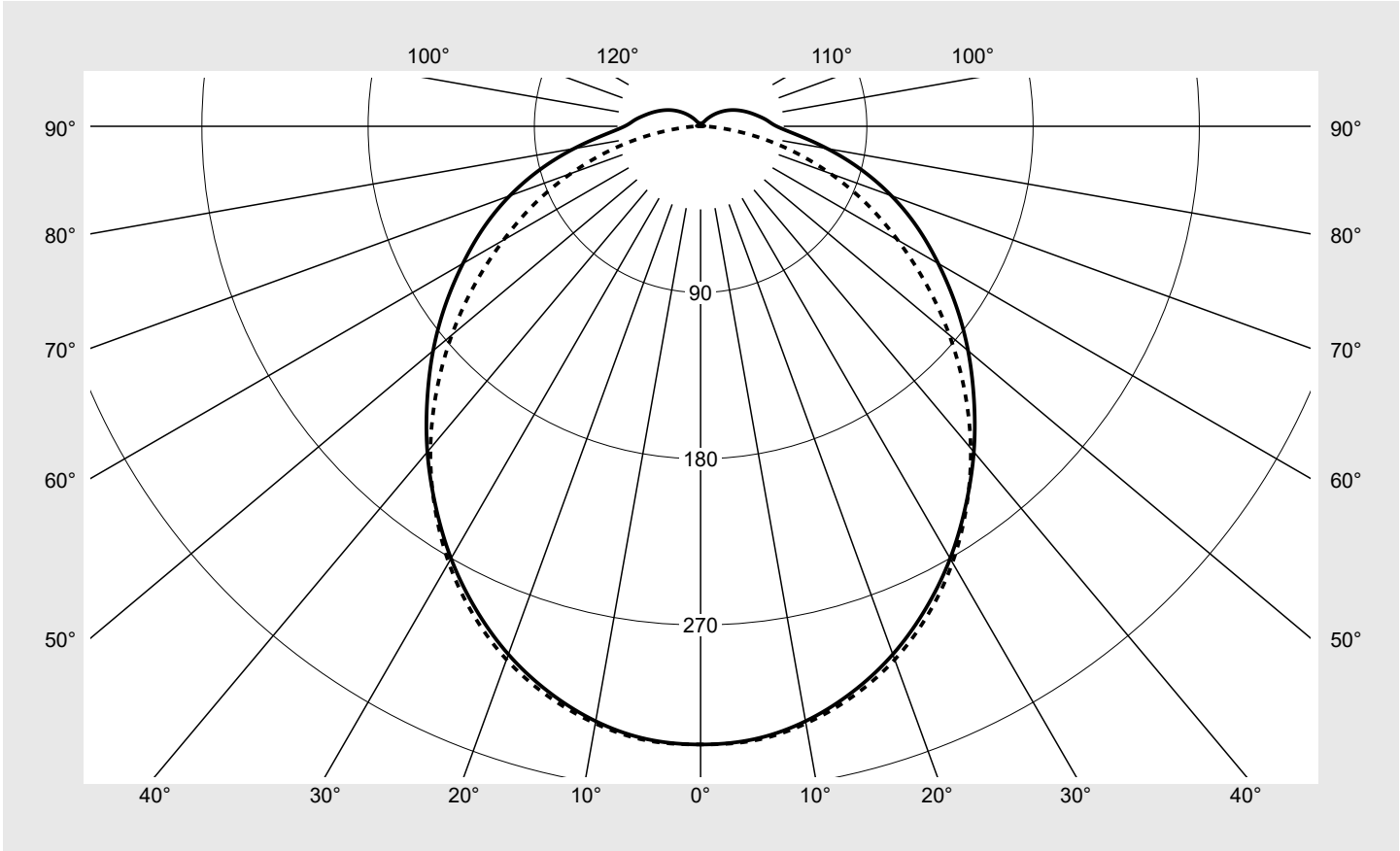


Photometric test report

Family Monsun® 21	Order number: 51FB107L420K EAN: 4069025131423	LP number 59393_14
	Version prismatic diffuser, opal, PMMA, extremely wide distribution Lamps LED 4000 K CRI ≥ 80 Controlgear ECG Rated values Net luminous flux = 2590 lm Power consumption = 15.6 W Luminous efficacy = 166 lm/W	serial documentation 08.05.2024
		

Luminous intensity in cd/klm C180-0 C270-90 **Imax: 335 cd/klm**



Classifications	
DIN 5040	A 4 1
CIE	N1=46 N2=76 N3=93 N4=94 N5=100

Luminaire light output ratios	
η_{LB}	100.0%
ϕ_u	93.9%
ϕ_o	6.1%

Measurement conditions
 DIN EN 13032 and DIN 5032

Photometric test report

Family Monsun® 21	Order number: 51FB107L420K EAN: 4069025131423	LP number 59393_14
Table of values for luminous intensities		Maximum luminous intensity
		siteco

C-planes γ	0° 180°	15°	30°	45°	60°	75°	90° 270°	Phi-zone	Total Phi-zone
		165° 195° 345°	150° 210° 330°	135° 225° 315°	120° 240° 300°	105° 255° 285°			
Luminous intensity in cd/klm							Luminous flux in lm/klm		
0°	334.7	334.7	334.7	334.7	334.7	334.7	334.7	2.0	2.0
5°	333.1	333.6	331.1	331.9	332.7	333.2	333.8	15.9	17.9
10°	327.1	327.9	325.6	326.0	327.2	327.9	328.3	31.1	49.0
15°	317.2	318.4	316.4	316.9	317.9	318.6	319.4	45.1	94.1
20°	304.3	305.5	304.0	304.0	305.5	306.0	307.3	57.2	151.3
25°	288.3	289.5	288.3	288.0	289.4	289.8	291.5	67.0	218.3
30°	270.2	271.6	270.4	269.7	270.4	271.0	272.7	74.2	292.5
35°	250.3	251.6	250.4	249.2	249.0	249.3	251.0	78.6	371.1
40°	230.1	230.9	229.3	227.2	226.1	225.6	227.5	80.3	451.4
45°	209.3	209.8	207.4	204.4	202.0	200.5	202.0	79.4	530.9
50°	189.0	188.7	186.0	181.6	177.7	174.7	175.8	76.4	607.2
55°	168.7	168.2	164.8	159.1	153.5	149.2	149.2	71.4	678.6
60°	148.6	147.7	143.7	136.7	130.2	124.3	123.2	64.8	743.4
65°	129.5	127.8	123.0	114.9	108.3	100.8	99.1	57.1	800.4
70°	109.9	108.0	102.2	93.4	85.8	77.4	74.6	48.0	848.4
75°	89.7	87.9	81.7	72.5	63.8	55.3	51.1	38.1	886.5
80°	69.6	67.6	61.9	52.4	43.1	34.0	28.9	27.7	914.2
85°	52.2	49.9	44.6	35.4	25.7	16.3	10.6	18.5	932.7
90°	41.2	39.2	34.0	25.7	16.3	7.4	2.3	13.2	945.9
95°	36.2	34.5	30.1	22.6	13.9	5.6	2.0	11.4	957.3
100°	31.8	30.4	26.2	19.4	11.5	4.0	1.7	9.7	967.1
105°	27.9	26.5	22.5	16.5	9.2	2.5	1.5	8.1	975.2
110°	24.2	22.6	19.2	13.5	6.9	1.5	1.3	6.6	981.8
115°	20.8	19.1	16.0	10.8	4.9	1.4	1.2	5.2	987.0
120°	17.3	15.9	12.9	8.1	3.1	1.3	1.2	4.0	991.0
125°	13.9	12.5	9.8	5.6	1.6	1.3	1.1	2.9	993.8
130°	10.5	9.4	7.0	3.5	1.5	1.3	1.1	2.0	995.8
135°	7.3	6.4	4.4	1.9	1.5	1.2	1.0	1.3	997.1
140°	4.5	3.8	2.3	1.7	1.5	1.2	1.1	0.8	997.9
145°	2.3	2.1	1.9	1.7	1.5	1.3	1.2	0.5	998.4
150°	2.0	2.0	1.9	1.7	1.5	1.4	1.3	0.5	998.9
155°	1.9	1.9	1.8	1.7	1.5	1.4	1.4	0.4	999.3
160°	1.8	1.8	1.7	1.6	1.5	1.5	1.4	0.3	999.6
165°	1.7	1.7	1.6	1.5	1.5	1.5	1.4	0.2	999.8
170°	1.5	1.5	1.5	1.5	1.5	1.5	1.4	0.1	999.9
175°	1.5	1.5	1.5	1.5	1.5	1.5	1.5	0.1	1000.0
180°	1.5	1.5	1.5	1.5	1.5	1.5	1.5	0.0	1000.0

Photometric test report

Family Monsun® 21	Order number: 51FB107L420K EAN: 4069025131423	LP number 59393_14
-----------------------------	--	------------------------------

UGR-Table	Standard room	siteco
------------------	----------------------	---------------

Reflection factor of ceiling	0.7	0.7	0.5	0.5	0.3	0.7	0.7	0.5	0.5	0.3	
Reflection factor of walls	0.5	0.3	0.5	0.3	0.3	0.5	0.3	0.5	0.3	0.3	
Reflection factor of floor	0.2	0.2	0.2	0.2	0.2	0.2	0.2	0.2	0.2	0.2	
Room dimensions	View crosswise (C0)					View endwise (C90)					
x	y										
2H	2H	18.0	19.7	18.3	20.0	20.3	17.8	19.5	18.1	19.8	20.1
	3H	19.8	21.3	20.1	21.7	22.0	19.3	20.8	19.6	21.1	21.5
	4H	20.6	22.1	21.0	22.4	22.8	19.8	21.3	20.2	21.7	22.0
	6H	21.4	22.7	21.8	23.1	23.5	20.2	21.6	20.6	22.0	22.4
	8H	21.7	23.0	22.1	23.4	23.8	20.4	21.7	20.8	22.0	22.4
	12H	22.0	23.2	22.4	23.6	24.0	20.4	21.7	20.9	22.0	22.5
4H	2H	18.7	20.1	19.1	20.5	20.9	18.5	20.0	18.9	20.3	20.7
	3H	20.7	21.9	21.1	22.3	22.7	20.2	21.5	20.6	21.8	22.3
	4H	21.7	22.8	22.1	23.2	23.6	20.9	22.0	21.3	22.4	22.9
	6H	22.6	23.6	23.0	24.0	24.4	21.4	22.4	21.9	22.8	23.3
	8H	23.0	23.9	23.4	24.3	24.8	21.6	22.5	22.0	22.9	23.4
	12H	23.4	24.2	23.8	24.6	25.1	21.7	22.5	22.1	23.0	23.4
8H	4H	22.0	22.9	22.5	23.4	23.8	21.3	22.3	21.8	22.7	23.2
	6H	23.1	23.8	23.5	24.3	24.8	22.0	22.8	22.5	23.2	23.7
	8H	23.6	24.3	24.1	24.8	25.3	22.2	22.9	22.7	23.4	23.9
	12H	24.1	24.7	24.6	25.2	25.7	22.4	23.0	22.9	23.5	24.0
12H	4H	22.0	22.9	22.5	23.3	23.8	21.4	22.2	21.9	22.7	23.2
	6H	23.2	23.8	23.6	24.3	24.8	22.1	22.8	22.6	23.3	23.8
	8H	23.7	24.3	24.2	24.8	25.3	22.4	23.0	22.9	23.5	24.0

Luminance table	Max. for $\gamma \geq 65^\circ$	Photometric dimensions in mm:	L = 1299	H(C0) = 21	H(C180) = 21
			B = 87	H(C90) = 21	H(C270) = 21

C-planes	γ	Luminance in cd/m ²							
		0° 180°	15° 165° 195° 345°	30° 150° 210° 330°	45° 135° 225° 315°	60° 120° 240° 300°	75° 105° 255° 285°	90° 270°	
	45°	5464.7	5495.0	5524.0	5603.0	5769.3	6028.1	6443.5	
	50°	5234.1	5244.9	5267.9	5320.9	5460.8	5698.4	6149.7	
	55°	5012.0	5020.6	5025.0	5044.9	5143.0	5364.7	5826.9	
	60°	4802.0	4797.5	4785.0	4764.2	4840.1	5017.0	5494.2	
	65°	4626.6	4594.1	4552.0	4479.0	4554.7	4683.3	5193.2	
	70°	4427.5	4379.7	4287.3	4169.9	4194.3	4268.0	4787.7	
	75°	4176.7	4125.6	3995.4	3821.7	3761.5	3792.2	4268.9	
	80°	3879.5	3805.6	3659.2	3400.8	3225.0	3106.1	3493.6	
	85°	3650.1	3535.1	3370.5	3017.3	2663.4	2264.4	2360.6	

Photometric test report

Family Monsun® 21	Order number: 51FB107L420K EAN: 4069025131423	LP number 59393_14
------------------------------------	--	-------------------------------------

Luminance values in cd/m² γ 65° γ 70° γ 75° γ 80° γ 85° **siteco**

