
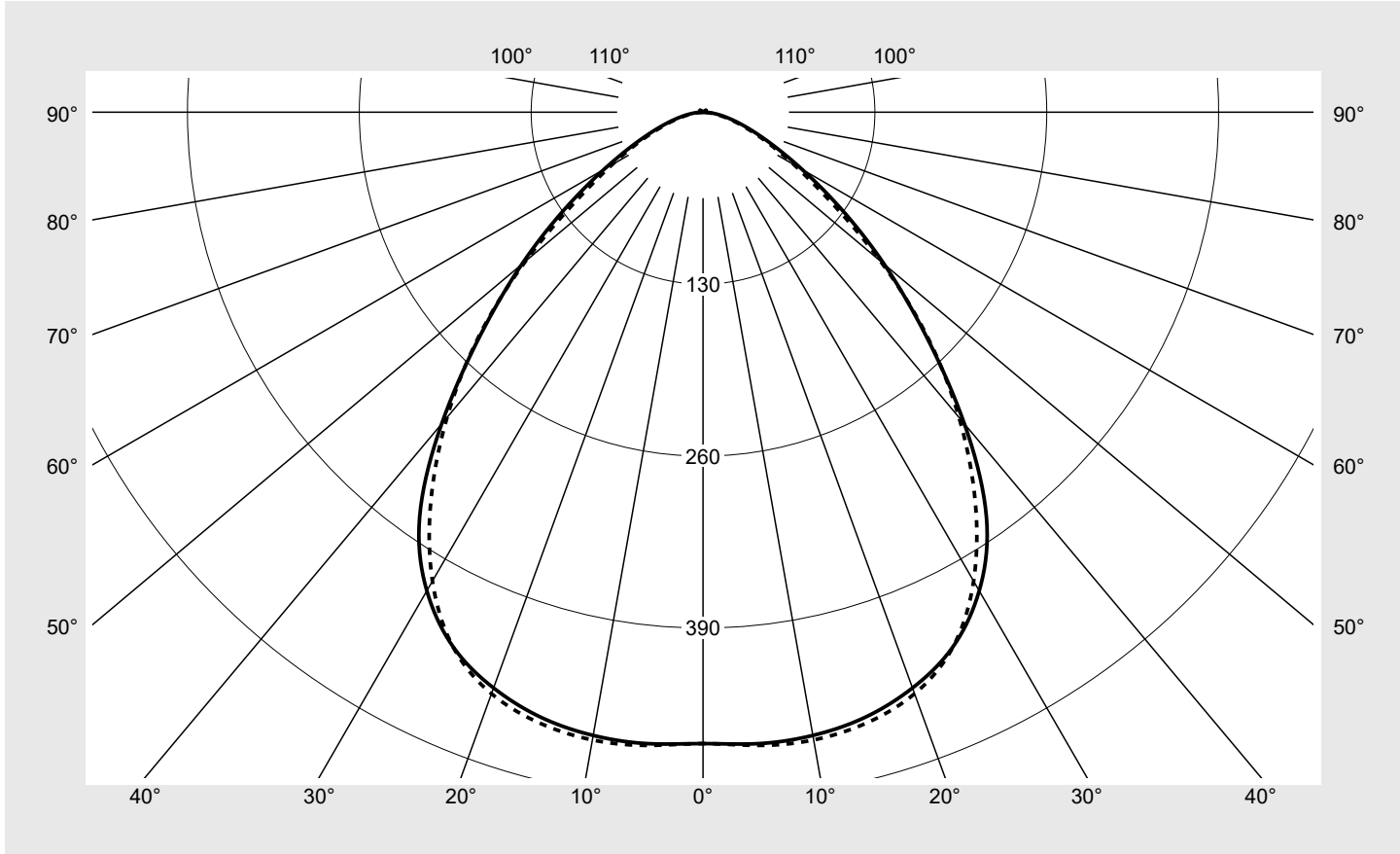


# Photometric test report

<b>Family</b> <b>Trunking Flex 31</b>	<b>Order number: 51RE12MB4CB</b> <b>EAN: 4058352701423</b>	<b>LP number</b> <b>59302_63</b>
	<b>Version</b> primary light control with lens, transparent, PMMA, wide distribution <b>Lamps</b> LED 4000 K   CRI ≥ 80 <b>Controlgear</b> ECG Multilumen <b>Rated values</b> Net luminous flux = 11500 lm Power consumption = 66.0 W Luminous efficacy = 174.2 lm/W	<b>serial documentation</b> <b>27.03.2024</b>
		

**Luminous intensity in cd/klm** C180-0 C270-90 **Imax: 482 cd/klm**



Classifications	
DIN 5040	A 5 2
CIE	N1=64 N2=91 N3=98 N4=99 N5=100

Luminaire light output ratios	
$\eta_{LB}$	100.0%
$\phi_u$	99.1%
$\phi_o$	0.9%

Measurement conditions
DIN EN 13032 and DIN 5032

## Photometric test report

Family Trunking Flex 31	Order number: 51RE12MB4CB EAN: 4058352701423	LP number 59302_63
Table of values for luminous intensities		Maximum luminous intensity
		<b>siteco</b>

C-planes $\gamma$	0° 180°	15°	30°	45°	60°	75°	90° 270°	Phi-zone	Total Phi-zone
		165° 195° 345°	150° 210° 330°	135° 225° 315°	120° 240° 300°	105° 255° 285°			
Luminous intensity in cd/klm							Luminous flux in lm/klm		
0°	477.4	477.4	477.4	477.4	477.4	477.4	477.4	2.9	2.9
5°	479.2	479.4	476.1	476.9	477.7	479.1	480.6	22.8	25.7
10°	478.5	478.8	475.9	476.7	478.1	479.7	481.9	45.5	71.2
15°	473.7	474.6	472.3	472.8	474.3	476.3	478.1	67.3	138.5
20°	463.3	464.4	462.2	462.5	463.5	465.9	467.9	87.0	225.5
25°	446.5	446.1	441.7	442.3	444.6	445.0	446.7	102.9	328.5
30°	417.9	412.9	407.0	410.2	413.2	410.4	409.4	112.7	441.2
35°	373.8	365.6	358.8	365.1	368.4	362.5	359.0	114.6	555.7
40°	307.6	307.1	302.9	303.0	299.1	300.3	301.2	106.7	662.4
45°	238.0	232.2	241.2	229.3	232.4	226.8	239.9	90.5	752.9
50°	179.0	175.4	175.4	172.2	173.6	171.0	175.3	73.1	826.0
55°	127.6	127.0	119.9	124.4	123.4	123.3	117.8	55.4	881.5
60°	86.5	87.3	81.4	85.4	84.1	84.7	79.6	40.0	921.5
65°	57.4	58.2	54.6	57.2	56.0	56.8	53.2	28.0	949.5
70°	37.6	37.8	35.9	37.4	36.6	36.7	34.5	18.9	968.4
75°	23.7	23.8	22.9	23.5	22.9	22.8	21.3	12.2	980.6
80°	13.7	13.5	13.1	13.2	12.8	12.3	11.3	7.0	987.6
85°	6.4	6.2	5.9	5.7	5.2	4.6	4.0	3.0	990.6
90°	2.2	2.1	2.0	1.7	1.4	1.0	0.6	0.9	991.5
95°	1.8	1.7	1.7	1.5	1.2	0.8	0.5	0.7	992.2
100°	2.3	2.3	2.1	1.7	1.3	0.8	0.5	0.9	993.0
105°	2.1	2.1	2.0	1.7	1.3	0.7	0.5	0.8	993.9
110°	2.3	2.3	2.0	1.7	1.2	0.6	0.4	0.8	994.6
115°	2.2	2.1	1.9	1.7	1.1	0.7	0.5	0.7	995.4
120°	2.3	2.0	1.7	1.5	1.1	0.7	0.7	0.7	996.0
125°	2.7	2.1	1.8	1.4	1.0	0.7	0.7	0.7	996.7
130°	2.0	1.9	2.0	1.4	1.1	0.9	0.9	0.6	997.3
135°	2.0	1.9	1.8	1.5	1.2	1.2	1.2	0.6	997.9
140°	2.0	2.0	1.8	1.6	1.4	1.4	1.4	0.6	998.5
145°	2.1	2.0	1.9	1.7	1.6	1.6	1.6	0.6	999.1
150°	2.1	2.1	1.9	1.8	1.8	1.8	1.8	0.5	999.6
155°	1.9	1.9	1.8	1.8	1.8	1.8	1.8	0.4	1000.0
160°	0.0	0.0	0.0	0.0	0.0	0.0	0.0	0.0	1000.0
165°	0.0	0.0	0.0	0.0	0.0	0.0	0.0	0.0	1000.0
170°	0.0	0.0	0.0	0.0	0.0	0.0	0.0	0.0	1000.0
175°	0.0	0.0	0.0	0.0	0.0	0.0	0.0	0.0	1000.0
180°	0.0	0.0	0.0	0.0	0.0	0.0	0.0	0.0	1000.0

## Photometric test report

<b>Family</b> Trunking Flex 31	<b>Order number: 51RE12MB4CB</b> <b>EAN: 4058352701423</b>	<b>LP number</b> 59302_63
-----------------------------------	---	------------------------------

<b>UGR-Table</b>	<b>Standard room</b>	<b>siteco</b>
------------------	----------------------	---------------

Reflection factor of ceiling	0.7	0.7	0.5	0.5	0.3	0.7	0.7	0.5	0.5	0.3	
Reflection factor of walls	0.5	0.3	0.5	0.3	0.3	0.5	0.3	0.5	0.3	0.3	
Reflection factor of floor	0.2	0.2	0.2	0.2	0.2	0.2	0.2	0.2	0.2	0.2	
Room dimensions	View crosswise (C0)					View endwise (C90)					
x	y										
2H	2H	23.3	24.8	23.6	25.1	25.4	23.3	24.8	23.7	25.1	25.5
	3H	23.7	25.1	24.1	25.4	25.8	23.8	25.2	24.2	25.5	25.8
	4H	23.9	25.1	24.3	25.5	25.9	24.0	25.2	24.4	25.6	25.9
	6H	24.0	25.1	24.4	25.5	25.9	24.1	25.2	24.5	25.6	26.0
	8H	24.1	25.1	24.5	25.5	25.9	24.1	25.2	24.6	25.6	26.0
	12H	24.1	25.0	24.5	25.4	25.8	24.1	25.1	24.6	25.5	25.9
4H	2H	23.5	24.8	23.9	25.1	25.5	23.6	24.8	24.0	25.2	25.6
	3H	24.1	25.1	24.5	25.5	25.9	24.2	25.2	24.6	25.6	26.0
	4H	24.3	25.2	24.8	25.7	26.1	24.4	25.4	24.9	25.8	26.2
	6H	24.5	25.3	24.9	25.7	26.2	24.6	25.4	25.0	25.8	26.3
	8H	24.5	25.2	25.0	25.7	26.2	24.6	25.3	25.1	25.8	26.3
	12H	24.6	25.2	25.1	25.7	26.1	24.7	25.3	25.1	25.7	26.2
8H	4H	24.4	25.1	24.9	25.6	26.0	24.5	25.2	25.0	25.7	26.1
	6H	24.6	25.2	25.1	25.7	26.2	24.7	25.3	25.2	25.8	26.3
	8H	24.7	25.2	25.2	25.7	26.2	24.7	25.3	25.2	25.8	26.3
	12H	24.7	25.1	25.2	25.6	26.2	24.8	25.2	25.3	25.7	26.3
12H	4H	24.4	25.0	24.9	25.5	26.0	24.5	25.1	25.0	25.6	26.1
	6H	24.6	25.1	25.1	25.6	26.1	24.7	25.2	25.2	25.7	26.2
	8H	24.7	25.1	25.2	25.6	26.2	24.8	25.2	25.3	25.7	26.2

<b>Luminance table</b>	<b>Max. for <math>\gamma \geq 65^\circ</math></b>	<b>Photometric dimensions in mm:</b>	<b>L = 1433</b>	<b>H(C0) = 5</b>	<b>H(C180) = 5</b>
			<b>B = 61</b>	<b>H(C90) = 5</b>	<b>H(C270) = 5</b>

C-planes	$\gamma$	Luminance in cd/m <sup>2</sup>							
		0° 180°	15° 165° 195° 345°	30° 150° 210° 330°	45° 135° 225° 315°	60° 120° 240° 300°	75° 105° 255° 285°	90° 270°	
45°		40920.7	40006.0	41830.5	40233.9	41415.7	41181.8	44481.3	
50°		33382.2	32773.0	33040.6	32880.6	33759.6	34011.7	35722.3	
55°		26205.5	26142.2	24911.1	26265.0	26632.6	27320.7	26883.4	
60°		19938.1	20180.0	19029.6	20343.3	20563.3	21377.4	20824.7	
65°		15200.8	15452.6	14712.1	15772.0	15923.6	16784.0	16443.5	
70°		11801.1	11930.2	11516.9	12352.6	12565.6	13238.7	13148.4	
75°		9237.0	9295.0	9137.6	9751.2	10000.0	10592.1	10700.8	
80°		7067.5	7034.7	7020.1	7434.0	7742.5	8158.5	8379.4	
85°		5025.1	4899.7	4894.5	5060.5	5238.5	5432.2	5755.5	

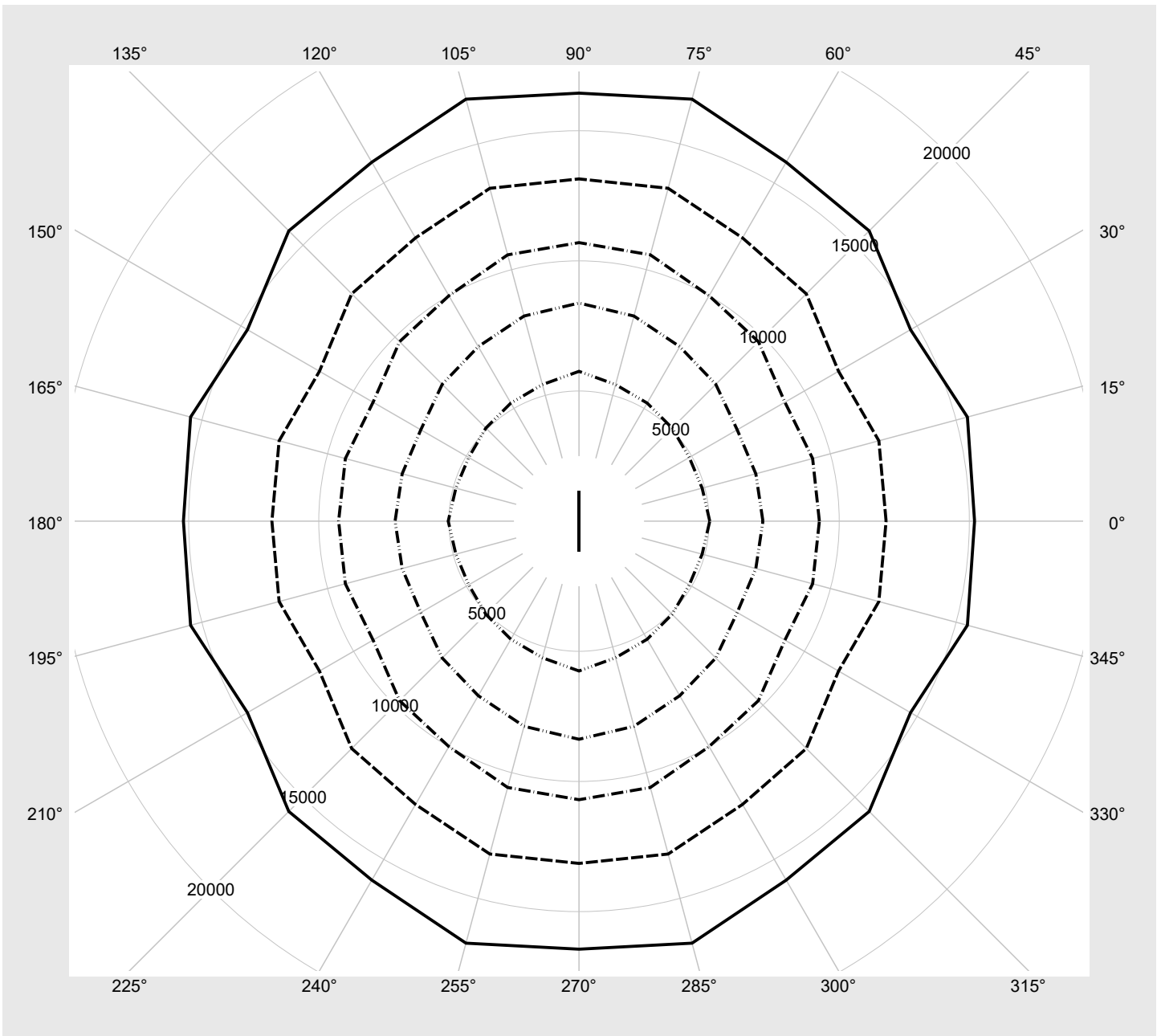
**Photometric test report**

<b>Family</b> Trunking Flex 31	<b>Order number: 51RE12MB4CB</b> <b>EAN: 4058352701423</b>	<b>LP number</b> 59302_63
-----------------------------------	---	------------------------------

**Luminance values in cd/m<sup>2</sup>**

$\gamma$  65°    
   $\gamma$  70°    
   $\gamma$  75°    
   $\gamma$  80°    
   $\gamma$  85°

**siteco**



### Photometric test report

Family <b>Trunking Flex 31</b>	Order number: <b>51RE12MB4CB</b> EAN: <b>4058352701423</b>	LP number <b>59302_63</b>
-----------------------------------	---	------------------------------

<b>Multilumen Table</b>	environmental temperature: 25°C	<b>sITeco</b>
-------------------------	---------------------------------	---------------

DIP-Step	Switch Setting			Luminous flux [lm]	Power consumption [W]
	1	2	3		
7	ON	ON	ON	11500	66.0
6	OFF	ON	ON	10500	60.0
5	ON	OFF	ON	9200	52.0
4	OFF	OFF	ON	8350	47.0
3	ON	ON	OFF	6700	37.0
2	OFF	ON	OFF	5800	32.0
1	ON	OFF	OFF	4380	24.0
0	OFF	OFF	OFF	3450	19.0