

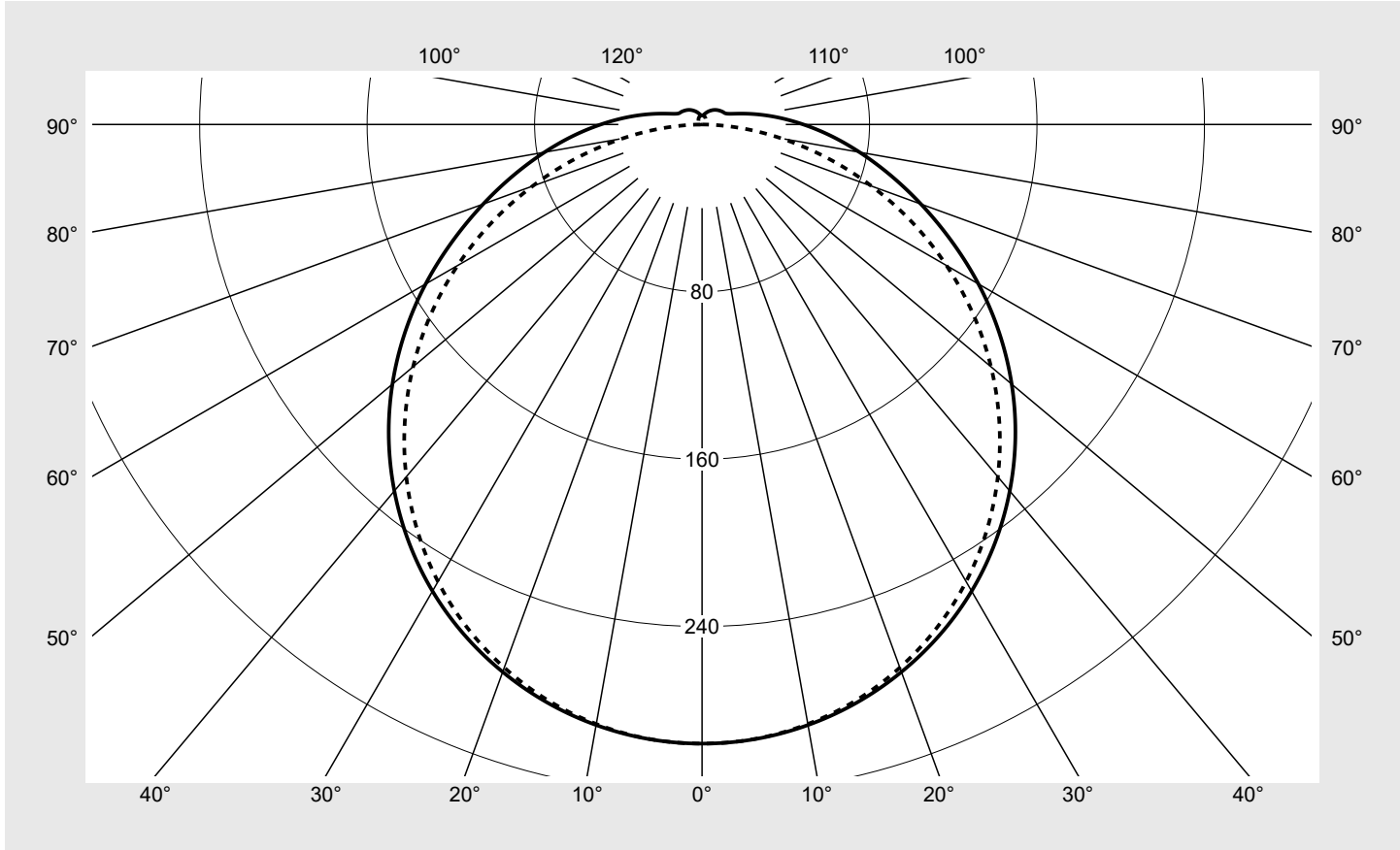


Photometric test report

Family Silhouette® 21	Order number: 51LN12MNM70A EAN: 4058352011607	LP number 59582_20
	Version	surface-mounted luminaire, white, diffuser, PMMA, opal, with homogeneous illumination, extremely wide distribution, adjustable color temperature: 3000K 4000K 5000K
	Lamps	LED 3000 K CRI ≥ 80
	Controlgear	ECG Multilumen
	Setting	individual position: colour temperature 3000K
	Rated values	Net luminous flux = 6630 lm Power consumption = 49.8 W Luminous efficacy = 133.1 lm/W
		serial documentation 14.03.2024
		

Luminous intensity in cd/klm
C180-0
C270-90
Imax: 296 cd/klm



Classifications	
DIN 5040	A 3 1
CIE	N1=43 N2=73 N3=92 N4=94 N5=100

Luminaire light output ratios	
η_{LB}	100.0%
ϕ_u	93.9%
ϕ_o	6.1%

Measurement conditions
 DIN EN 13032 and DIN 5032

Photometric test report

Family Silhouette® 21	Order number: 51LN12MNM70A EAN: 4058352011607	LP number 59582_20
Table of values for luminous intensities		Maximum luminous intensity
		siteco

C-planes γ	0° 180°	15°	30°	45°	60°	75°	90° 270°	Phi-zone	Total Phi-zone
		165° 195° 345°	150° 210° 330°	135° 225° 315°	120° 240° 300°	105° 255° 285°			
Luminous intensity in cd/klm								Luminous flux in lm/klm	
0°	295.9	295.9	295.9	295.9	295.9	295.9	295.9	1.8	1.8
5°	294.8	294.8	294.8	294.8	294.7	294.7	294.7	14.1	15.9
10°	291.5	291.5	291.4	291.2	291.1	291.0	291.0	27.7	43.6
15°	286.0	286.0	285.8	285.5	285.1	284.9	284.9	40.5	84.1
20°	278.5	278.4	277.9	277.3	276.8	276.4	276.3	52.0	136.1
25°	269.0	268.7	268.0	267.0	266.1	265.6	265.4	61.9	197.9
30°	257.6	257.2	256.2	254.8	253.4	252.6	252.3	69.8	267.8
35°	244.0	243.7	242.4	240.6	238.6	237.4	237.0	75.6	343.4
40°	228.7	228.2	226.6	224.4	222.0	220.3	219.8	79.0	422.4
45°	211.7	211.0	209.2	206.5	203.7	201.4	200.8	80.0	502.4
50°	193.1	192.3	190.2	187.0	183.7	181.0	180.2	78.4	580.9
55°	173.2	172.4	169.9	166.3	162.4	159.2	158.1	74.5	655.4
60°	152.5	151.5	148.7	144.5	140.0	136.2	134.9	68.4	723.8
65°	131.3	130.2	126.9	122.2	117.0	112.6	110.8	60.4	784.2
70°	111.3	109.8	105.4	99.6	93.6	88.4	86.2	51.1	835.3
75°	92.9	91.2	86.0	78.5	70.7	64.7	62.0	41.3	876.7
80°	76.4	74.5	68.7	60.2	50.1	42.0	38.6	31.8	908.5
85°	61.7	59.7	53.7	44.6	33.4	22.3	17.3	23.0	931.5
90°	48.4	46.4	40.5	31.6	20.6	9.3	0.5	15.8	947.3
95°	37.0	35.0	29.6	21.4	11.8	3.6	0.6	10.9	958.2
100°	27.5	25.8	21.0	14.1	7.2	3.0	0.8	7.7	965.9
105°	20.0	18.6	14.7	9.9	5.9	2.9	1.1	5.5	971.4
110°	14.9	13.8	11.4	8.5	5.7	3.0	1.4	4.3	975.7
115°	12.5	11.8	10.3	8.2	5.5	3.0	1.6	3.8	979.5
120°	11.7	11.3	10.0	7.7	5.3	3.1	1.8	3.5	983.0
125°	11.1	10.6	9.3	7.1	5.1	3.1	2.0	3.1	986.2
130°	10.5	10.0	8.7	6.8	4.9	3.2	2.2	2.8	989.0
135°	9.8	9.4	8.0	6.3	4.7	3.2	2.4	2.4	991.4
140°	9.1	8.7	7.2	5.9	4.6	3.3	2.7	2.1	993.5
145°	8.3	8.0	6.6	5.5	4.4	3.5	3.0	1.8	995.3
150°	7.5	7.2	6.0	5.1	4.3	3.7	3.3	1.5	996.7
155°	6.8	6.3	5.5	4.8	4.2	3.9	3.6	1.1	997.9
160°	6.0	5.4	4.9	4.5	4.2	4.0	3.8	0.9	998.7
165°	5.3	4.7	4.4	4.4	4.3	4.2	4.1	0.6	999.4
170°	4.8	4.2	4.3	4.3	4.3	4.3	4.2	0.4	999.8
175°	4.4	4.0	4.2	4.3	4.4	4.4	4.4	0.2	1000.0
180°	4.3	4.3	4.3	4.3	4.3	4.3	4.3	0.0	1000.0

Photometric test report

Family Silhouette® 21	Order number: 51LN12MNM70A EAN: 4058352011607	LP number 59582_20
----------------------------------------	----------------------------------------------------------------	-------------------------------------

UGR-Table	Standard room	siteco
------------------	----------------------	---------------

Reflection factor of ceiling	0.7	0.7	0.5	0.5	0.3	0.7	0.7	0.5	0.5	0.3	
Reflection factor of walls	0.5	0.3	0.5	0.3	0.3	0.5	0.3	0.5	0.3	0.3	
Reflection factor of floor	0.2	0.2	0.2	0.2	0.2	0.2	0.2	0.2	0.2	0.2	
Room dimensions	View crosswise (C0)					View endwise (C90)					
x	y										
2H	2H	19.3	21.0	19.7	21.4	21.7	19.3	21.1	19.7	21.4	21.7
	3H	21.1	22.7	21.5	23.0	23.4	21.0	22.6	21.4	22.9	23.3
	4H	22.0	23.5	22.4	23.9	24.2	21.7	23.2	22.1	23.6	23.9
	6H	22.9	24.2	23.3	24.6	25.0	22.3	23.7	22.7	24.0	24.4
	8H	23.3	24.6	23.7	25.0	25.4	22.5	23.8	22.9	24.2	24.6
	12H	23.7	24.9	24.1	25.3	25.7	22.6	23.9	23.0	24.3	24.7
4H	2H	20.1	21.6	20.5	21.9	22.3	20.1	21.6	20.5	21.9	22.3
	3H	22.1	23.4	22.5	23.8	24.2	22.0	23.3	22.4	23.6	24.0
	4H	23.1	24.3	23.6	24.7	25.1	22.8	24.0	23.2	24.4	24.8
	6H	24.1	25.2	24.6	25.6	26.1	23.5	24.5	23.9	24.9	25.4
	8H	24.6	25.6	25.1	26.0	26.5	23.7	24.7	24.2	25.1	25.6
	12H	25.1	26.0	25.6	26.4	26.9	23.9	24.8	24.4	25.2	25.7
8H	4H	23.5	24.5	24.0	24.9	25.4	23.2	24.2	23.7	24.6	25.1
	6H	24.7	25.5	25.2	26.0	26.5	24.1	24.9	24.5	25.3	25.8
	8H	25.3	26.1	25.8	26.5	27.1	24.4	25.1	24.9	25.6	26.1
	12H	26.0	26.6	26.5	27.1	27.7	24.7	25.3	25.2	25.8	26.3
12H	4H	23.6	24.4	24.1	24.9	25.4	23.3	24.2	23.8	24.6	25.1
	6H	24.8	25.6	25.3	26.0	26.5	24.2	24.9	24.7	25.4	25.9
	8H	25.5	26.2	26.0	26.7	27.2	24.6	25.2	25.1	25.7	26.3

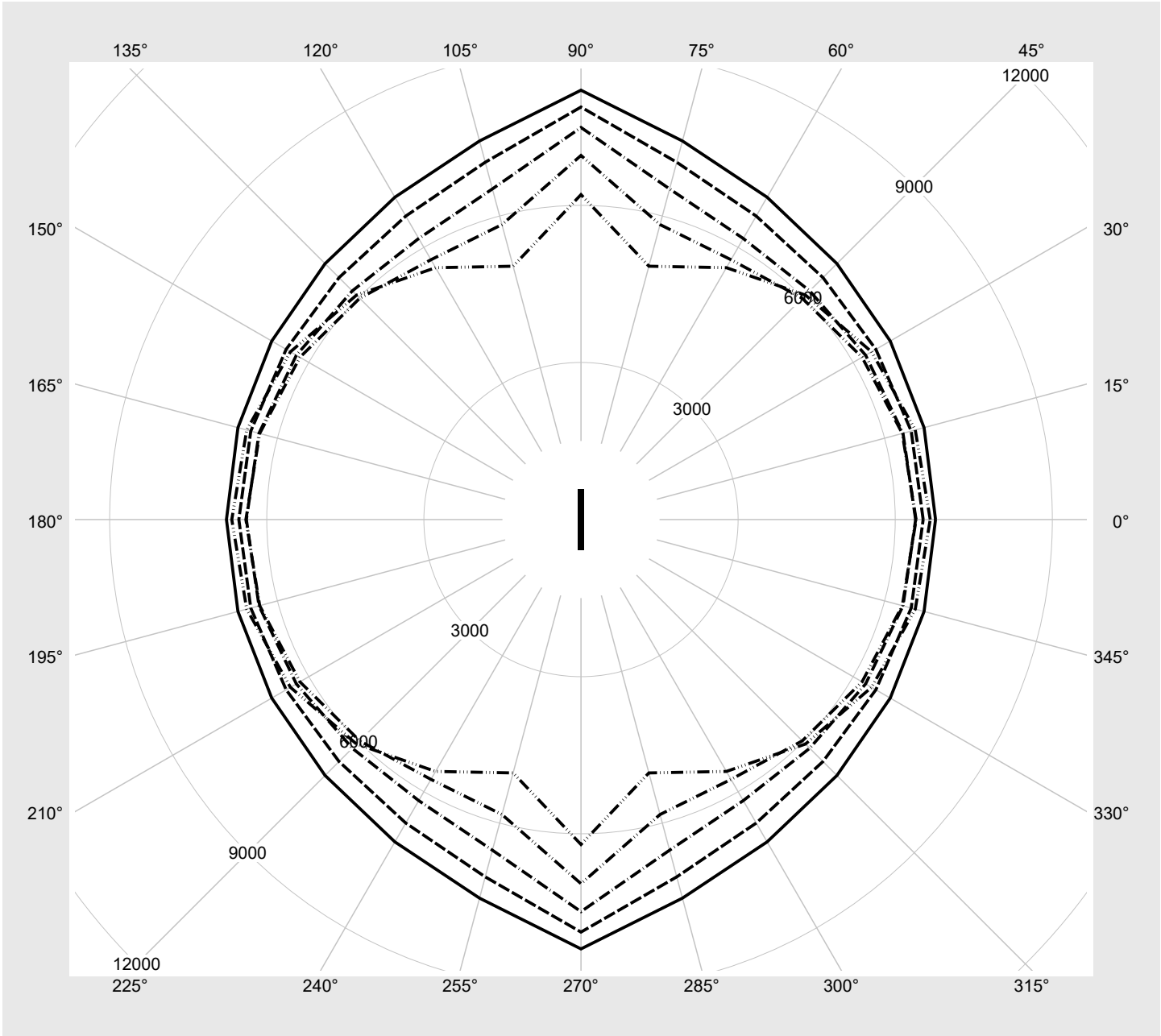
Luminance table	Max. for $\gamma \geq 65^\circ$	Photometric dimensions in mm:	L = 1433	H(C0) = 30	H(C180) = 30
			B = 148	H(C90) = 0	H(C270) = 0

C-planes	γ	Luminance in cd/m ²							
		0° 180°	15° 165° 195° 345°	30° 150° 210° 330°	45° 135° 225° 315°	60° 120° 240° 300°	75° 105° 255° 285°	90° 270°	
45°		7780.9	7802.7	7867.5	7984.6	8176.5	8460.6	8878.0	
50°		7564.2	7584.1	7649.0	7768.8	7970.1	8283.5	8763.7	
55°		7322.3	7342.5	7404.4	7521.9	7731.2	8069.7	8618.4	
60°		7055.9	7075.7	7128.0	7237.3	7444.1	7805.4	8431.8	
65°		6769.9	6781.9	6818.4	6911.1	7107.6	7484.5	8198.9	
70°		6533.5	6527.9	6501.4	6534.2	6691.9	7064.0	7877.4	
75°		6390.0	6365.4	6276.0	6175.9	6197.4	6536.7	7486.9	
80°		6398.6	6352.0	6197.4	5975.8	5729.5	5831.4	6953.0	
85°		6668.3	6608.1	6407.0	6061.7	5553.6	5008.7	6204.8	

Photometric test report


Family Silhouette® 21	Order number: 51LN12MNM70A EAN: 4058352011607	LP number 59582_20
----------------------------------------	----------------------------------------------------------------	-------------------------------------

Luminance values in cd/m² γ 65° γ 70° γ 75° γ 80° γ 85° **siteco**



Photometric test report

Family Silhouette® 21	Order number: 51LN12MNM70A EAN: 4058352011607	LP number 59582_20
----------------------------------------	----------------------------------------------------------------	-------------------------------------

Multilumen Table	environmental temperature: 25°C	
-------------------------	---------------------------------	-------------------------------------------------------------------------------------

DIP-Step	Switch Setting			Luminous flux [lm]	Power consumption [W]
	1	2	3		
4	OFF	OFF	ON	4020	28.8
2	OFF	ON	OFF	4970	36.2
1	ON	OFF	OFF	5850	43.2
0	OFF	OFF	OFF	6630	49.8