



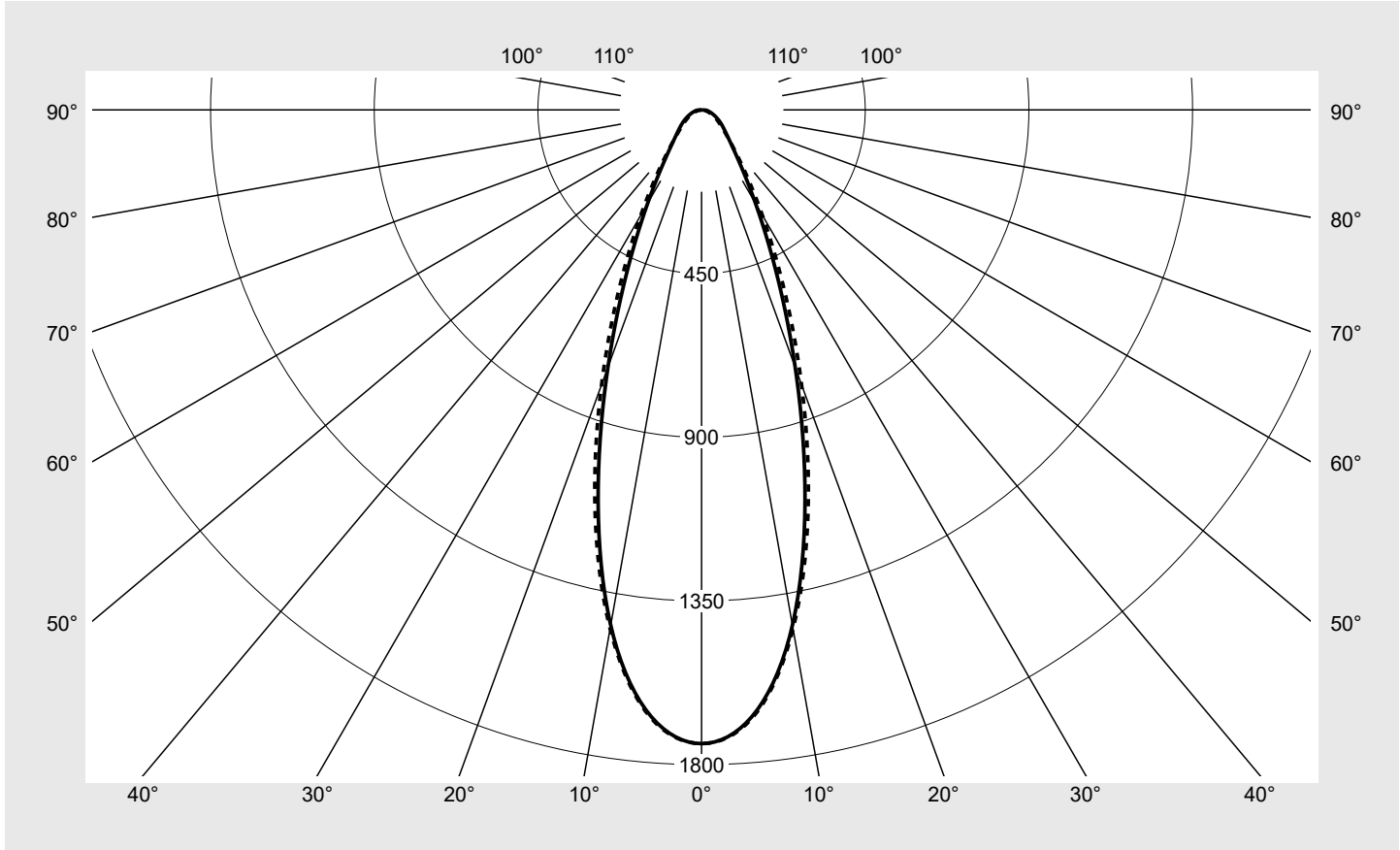
# Photometric test report

<b>Family</b> <b>Licross® 21 Protected</b>	<b>Order number: 52TP11CN49XG</b> <b>EAN: 4058352903636</b>	<b>LP number</b> <b>58526_195</b>
	<b>Version</b> prismatic cover, frosted, narrow distribution <b>Lamps</b> LED 4000 K   CRI ≥ 80 <b>Controlgear</b> ECG-Multilumen CLOi <b>Rated values</b> Net luminous flux = 9070 lm Power consumption = 50.4 W Luminous efficacy = 180 lm/W	<b>serial documentation</b> <b>17.08.2023</b>





**Luminous intensity in cd/klm** C180-0 C270-90 **Imax: 1742 cd/klm**



Classifications	
DIN 5040	A 7 0
CIE	N1=83 N2=94 N3=98 N4=100 N5=100

Luminaire light output ratios	
$\eta_{LB}$	100.0%
$\phi_u$	100.0%
$\phi_o$	0.0%

**Measurement conditions**  
DIN EN 13032 and DIN 5032

## Photometric test report

<b>Family</b> <b>Licross® 21 Protected</b>	<b>Order number: 52TP11CN49XG</b> <b>EAN: 4058352903636</b>	<b>LP number</b> <b>58526_195</b>
---	--	--------------------------------------

**sITeco**

<b>Table of values for luminous intensities</b>	<b>Maximum luminous intensity</b>
---	-----------------------------------

C-planes γ	0° 180°	15°	30°	45°	60°	75°	90° 270°	Phi-zone	Total Phi-zone
		165° 195° 345°	150° 210° 330°	135° 225° 315°	120° 240° 300°	105° 255° 285°			
Luminous intensity in cd/klm							Luminous flux in lm/klm		
0°	1742.2	1742.2	1742.2	1742.2	1742.2	1742.2	1742.2	10.4	10.4
5°	1666.1	1675.3	1660.6	1665.8	1671.6	1669.6	1670.7	79.7	90.1
10°	1438.7	1454.0	1443.6	1449.9	1452.8	1449.1	1448.5	137.9	228.0
15°	1099.0	1113.1	1114.3	1128.7	1137.3	1134.2	1132.4	159.4	387.5
20°	752.6	761.9	768.4	788.3	803.8	805.8	803.7	147.1	534.5
25°	477.8	482.8	489.1	506.4	523.2	529.8	529.1	117.2	651.7
30°	296.4	297.2	300.0	310.9	324.6	332.2	333.5	85.9	737.6
35°	189.3	187.5	185.3	189.4	198.7	205.9	208.7	61.1	798.7
40°	131.6	127.9	121.5	120.2	125.3	132.4	136.6	44.7	843.4
45°	99.4	94.4	85.5	81.0	83.2	90.3	95.8	34.4	877.7
50°	79.8	74.4	64.7	58.7	59.3	65.8	72.1	27.9	905.7
55°	65.2	60.1	51.3	45.2	44.8	50.3	56.0	23.4	929.0
60°	52.4	48.1	41.3	36.1	35.0	38.9	43.4	19.6	948.6
65°	41.2	37.9	33.1	29.2	27.7	29.8	32.8	16.1	964.7
70°	31.9	29.5	26.2	23.4	21.7	22.1	23.6	12.9	977.6
75°	24.4	22.6	20.2	18.2	16.5	15.4	15.7	10.0	987.6
80°	18.3	17.0	15.2	13.6	11.8	9.9	9.2	7.3	994.9
85°	13.3	12.5	11.1	9.7	7.7	5.4	4.2	5.0	1000.0
90°	0.0	0.0	0.0	0.0	0.0	0.0	0.0	0.0	1000.0
180°	0.0	0.0	0.0	0.0	0.0	0.0	0.0	0.0	1000.0

## Photometric test report

<b>Family</b> Licross® 21 Protected	<b>Order number: 52TP11CN49XG</b> <b>EAN: 4058352903636</b>	<b>LP number</b> 58526_195
--	--	-------------------------------

<b>UGR-Table</b>	<b>Standard room</b>	<b>siteco</b>
------------------	----------------------	---------------

Reflection factor of ceiling	0.7	0.7	0.5	0.5	0.3	0.7	0.7	0.5	0.5	0.3	
Reflection factor of walls	0.5	0.3	0.5	0.3	0.3	0.5	0.3	0.5	0.3	0.3	
Reflection factor of floor	0.2	0.2	0.2	0.2	0.2	0.2	0.2	0.2	0.2	0.2	
Room dimensions	View crosswise (C0)					View endwise (C90)					
x	y										
2H	2H	16.2	17.5	16.6	17.8	18.1	16.1	17.3	16.5	17.6	18.0
	3H	17.3	18.4	17.7	18.8	19.1	17.0	18.1	17.4	18.4	18.8
	4H	17.9	18.9	18.3	19.2	19.6	17.4	18.4	17.8	18.7	19.1
	6H	18.4	19.3	18.8	19.7	20.0	17.7	18.6	18.1	18.9	19.3
	8H	18.7	19.5	19.1	19.9	20.3	17.9	18.6	18.3	19.0	19.4
	12H	18.9	19.6	19.4	20.0	20.5	17.9	18.6	18.4	19.0	19.4
4H	2H	16.5	17.5	16.9	17.8	18.2	16.3	17.4	16.7	17.7	18.1
	3H	17.8	18.6	18.2	19.0	19.4	17.4	18.2	17.8	18.6	19.0
	4H	18.4	19.2	18.9	19.6	20.0	17.9	18.6	18.3	19.0	19.5
	6H	19.1	19.7	19.5	20.2	20.6	18.3	18.9	18.8	19.4	19.8
	8H	19.4	20.0	19.9	20.4	20.9	18.4	19.0	18.9	19.5	19.9
	12H	19.8	20.2	20.3	20.7	21.2	18.6	19.0	19.1	19.5	20.0
8H	4H	18.6	19.2	19.1	19.6	20.1	18.1	18.7	18.6	19.1	19.6
	6H	19.4	19.8	19.9	20.3	20.8	18.6	19.1	19.1	19.6	20.1
	8H	19.8	20.2	20.3	20.7	21.2	18.8	19.3	19.3	19.7	20.3
	12H	20.3	20.6	20.8	21.1	21.6	19.0	19.4	19.6	19.9	20.4
12H	4H	18.6	19.1	19.1	19.6	20.1	18.2	18.6	18.7	19.1	19.6
	6H	19.4	19.8	20.0	20.3	20.8	18.7	19.1	19.2	19.6	20.1
	8H	19.9	20.2	20.4	20.7	21.3	19.0	19.3	19.5	19.8	20.4

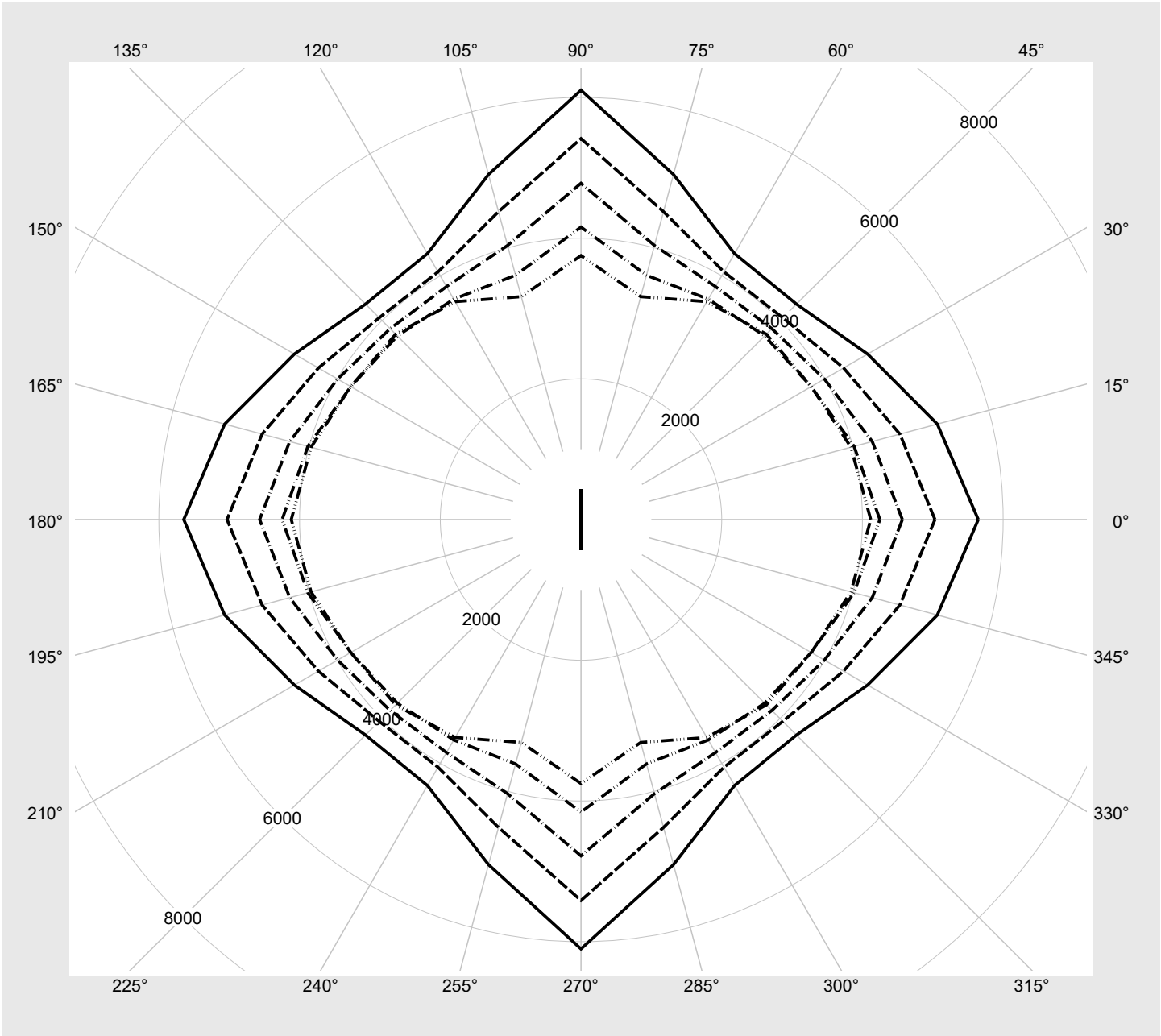
<b>Luminance table</b>	<b>Max. for <math>\gamma \geq 65^\circ</math></b>	<b>Photometric dimensions in mm:</b>	<b>L = 1480</b>	<b>H(C0) = 13</b>	<b>H(C180) = 13</b>
			<b>B = 78</b>	<b>H(C90) = 0</b>	<b>H(C270) = 0</b>

C-planes	$\gamma$	Luminance in cd/m <sup>2</sup>							
		0° 180°	15° 165° 195° 345°	30° 150° 210° 330°	45° 135° 225° 315°	60° 120° 240° 300°	75° 105° 255° 285°	90° 270°	
45°	45°	9469.3	9035.4	8299.3	8053.9	8537.8	9617.4	10640.7	
50°	50°	8137.7	7626.5	6749.4	6293.2	6592.1	7654.5	8811.1	
55°	55°	7210.8	6689.9	5829.3	5299.1	5487.1	6488.9	7676.4	
60°	60°	6387.6	5916.1	5193.8	4705.8	4800.6	5689.2	6817.6	
65°	65°	5646.4	5243.2	4704.1	4331.3	4365.3	5078.2	6102.9	
70°	70°	5031.0	4692.5	4309.3	4056.1	4064.6	4530.5	5414.5	
75°	75°	4567.5	4285.7	3994.8	3836.8	3823.9	4033.5	4780.0	
80°	80°	4247.8	4018.9	3777.8	3691.8	3617.3	3595.7	4157.2	
85°	85°	4117.9	3971.8	3779.0	3726.1	3576.4	3279.7	3751.9	

**Photometric test report**

<b>Family</b> <b>Licross® 21 Protected</b>	<b>Order number: 52TP11CN49XG</b> <b>EAN: 4058352903636</b>	<b>LP number</b> <b>58526_195</b>
---	--	--------------------------------------

**Luminance values in cd/m<sup>2</sup>**      γ 65°    γ 70°    γ 75°    γ 80°    γ 85°      **siteco**



## Photometric test report

<b>Family</b> Licross® 21 Protected	<b>Order number: 52TP11CN49XG</b> <b>EAN: 4058352903636</b>	<b>LP number</b> <b>58526_195</b>
--	--	--------------------------------------

<b>Multilumen Table</b>	environmental temperature: 25°C	<b>sITeco</b>
-------------------------	---------------------------------	---------------

DIP-Step	Switch Setting			Luminous flux [lm]	Power consumption [W]	Power consumption	Power consumption
	1	2	3			end of lifetime [W]	average [W]
1	A	C	E	9070	50.4	60.5	55.4
2	A	C	F	8493	47.0	56.1	51.6
3	A	D	E	7978	43.9	52.6	48.2
4	A	D	F	7464	41.0	48.7	44.8
5	B	C	E	7023	38.4	45.6	42.0
6	B	C	F	6498	35.4	41.7	38.6
7	B	D	E	6036	32.8	38.8	35.8
8	B	D	F	5501	29.9	35.4	32.6