

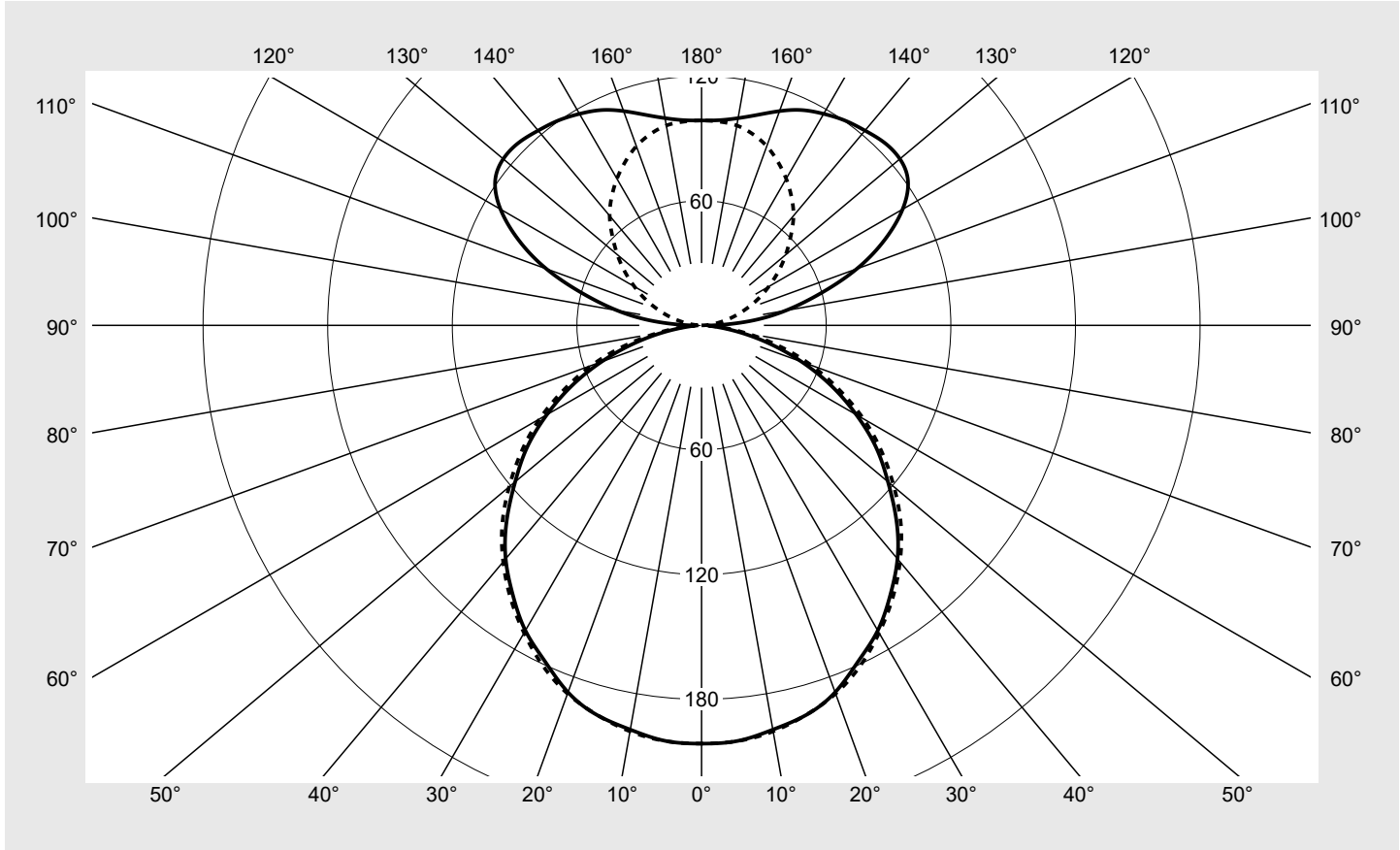


Photometric test report

Family Silica® 21	Order number: 51MX30DB35SB EAN: 4058352886557	LP number 59413_71
	Version Suspended luminaire, with homogeneous illumination, cover, opal, direct-/ indirect distribution, extremely wide distribution, UGR≤25 Lamps LED 3000 K CRI ≥ 80 Controlgear ECG-DALI Rated values Net luminous flux = 5260 lm Power consumption = 34.1 W Luminous efficacy = 154.3 lm/W	serial documentation 02.08.2023 

Luminous intensity in cd/klm C180-0 C270-90 **Imax: 201 cd/klm**



Classifications	
DIN 5040	C 4 2
CIE	N1=47 N2=79 N3=96 N4=57 N5=100

Luminaire light output ratios	
η_{LB}	100.0%
ϕ_u	57.0%
ϕ_o	43.0%

Measurement conditions
 DIN EN 13032 and DIN 5032

Photometric test report

Family Silica® 21	Order number: 51MX30DB35SB EAN: 4058352886557	LP number 59413_71
Table of values for luminous intensities		Maximum luminous intensity
		siteco

C-planes γ	0° 180°	15°	30°	45°	60°	75°	90° 270°	Phi-zone	Total Phi-zone
		165° 195° 345°	150° 210° 330°	135° 225° 315°	120° 240° 300°	105° 255° 285°			
Luminous intensity in cd/klm							Luminous flux in lm/klm		
0°	201.3	201.3	201.3	201.3	201.3	201.3	201.3	1.2	1.2
5°	200.8	201.1	200.5	200.6	200.7	201.0	200.8	9.6	10.8
10°	197.6	197.2	197.1	197.6	198.5	197.9	198.4	18.8	29.6
15°	194.2	193.6	192.5	193.4	194.0	194.3	194.2	27.5	57.1
20°	188.0	187.6	186.2	187.1	187.3	187.7	188.7	35.1	92.2
25°	178.4	178.6	177.9	178.8	179.9	179.8	180.8	41.5	133.7
30°	169.6	169.4	168.2	169.6	170.9	170.8	170.9	46.6	180.3
35°	158.4	158.6	157.6	158.2	158.8	159.6	160.3	49.9	230.1
40°	146.7	146.4	146.5	146.2	147.1	147.3	148.6	51.7	281.9
45°	132.6	132.7	133.0	133.0	133.6	133.9	135.7	51.7	333.6
50°	117.1	118.0	118.4	118.9	120.0	120.2	120.9	50.0	383.6
55°	102.6	102.7	103.4	103.9	104.8	104.8	105.8	46.7	430.3
60°	86.0	86.4	86.9	87.2	88.6	88.7	90.0	41.6	471.9
65°	69.1	69.7	70.6	71.5	72.2	72.9	72.9	35.4	507.3
70°	51.3	52.3	52.8	54.1	55.2	55.9	56.2	27.8	535.1
75°	33.8	34.6	35.2	36.4	37.6	38.6	38.9	19.3	554.4
80°	17.8	18.1	18.7	19.5	20.7	21.6	21.9	10.7	565.1
85°	5.8	6.0	6.3	6.7	7.3	8.0	8.2	3.8	568.8
90°	5.3	5.2	5.5	5.5	3.6	1.7	1.1	2.3	571.1
95°	23.1	23.6	25.3	23.9	15.3	7.9	4.1	10.0	581.1
100°	41.3	42.4	42.7	37.4	25.1	14.2	9.3	16.8	597.9
105°	59.2	60.4	59.2	50.6	34.6	21.4	15.7	23.3	621.2
110°	79.5	79.8	74.8	62.3	44.4	29.0	22.5	29.3	650.4
115°	97.2	96.3	88.8	73.1	53.8	36.6	30.0	34.1	684.6
120°	111.8	110.0	100.3	81.8	62.6	44.0	37.3	37.4	722.0
125°	121.3	118.0	107.2	89.8	70.0	51.0	45.1	38.9	760.9
130°	124.6	121.9	110.5	94.5	75.7	58.3	52.9	38.5	799.3
135°	124.4	121.9	111.7	97.7	80.2	65.0	60.7	36.8	836.1
140°	122.4	120.5	112.1	100.0	84.0	71.4	68.8	34.3	870.4
145°	120.4	119.1	112.0	101.3	87.5	77.3	75.5	31.2	901.5
150°	117.6	117.1	110.8	101.2	90.4	83.0	81.5	27.5	929.0
155°	114.3	114.0	108.0	100.7	92.6	88.1	86.9	23.3	952.4
160°	109.8	109.5	104.7	99.9	94.6	92.0	91.8	18.8	971.2
165°	104.9	104.4	101.9	98.7	96.5	95.2	95.3	14.1	985.3
170°	101.3	100.8	100.1	98.8	97.8	97.7	97.7	9.4	994.7
175°	99.2	99.0	98.5	98.3	98.4	98.4	98.4	4.7	999.4
180°	98.6	98.6	98.6	98.6	98.6	98.6	98.6	0.6	1000.0

Photometric test report

Family Silica® 21	Order number: 51MX30DB35SB EAN: 4058352886557	LP number 59413_71
-----------------------------	--	------------------------------

UGR-Table	Standard room	siteco
------------------	----------------------	---------------

Reflection factor of ceiling	0.7	0.7	0.5	0.5	0.3	0.7	0.7	0.5	0.5	0.3	
Reflection factor of walls	0.5	0.3	0.5	0.3	0.3	0.5	0.3	0.5	0.3	0.3	
Reflection factor of floor	0.2	0.2	0.2	0.2	0.2	0.2	0.2	0.2	0.2	0.2	
Room dimensions	View crosswise (C0)					View endwise (C90)					
x	y										
2H	2H	18.5	19.5	19.3	20.4	21.5	18.7	19.7	19.5	20.5	21.6
	3H	19.9	20.8	20.7	21.7	22.8	20.2	21.1	21.0	22.0	23.1
	4H	20.4	21.2	21.2	22.1	23.2	20.8	21.6	21.6	22.5	23.6
	6H	20.6	21.4	21.5	22.3	23.4	21.1	21.9	22.0	22.8	24.0
	8H	20.6	21.3	21.5	22.3	23.4	21.1	21.8	22.0	22.8	23.9
	12H	20.6	21.2	21.5	22.2	23.4	21.2	21.8	22.1	22.8	24.0
4H	2H	19.1	20.0	20.0	20.8	22.0	19.2	20.0	20.0	20.9	22.0
	3H	20.7	21.4	21.6	22.3	23.5	20.9	21.6	21.8	22.5	23.7
	4H	21.2	21.9	22.2	22.8	24.0	21.6	22.2	22.5	23.2	24.3
	6H	21.6	22.1	22.5	23.1	24.3	22.0	22.6	23.0	23.5	24.7
	8H	21.6	22.1	22.6	23.1	24.3	22.1	22.7	23.1	23.6	24.8
	12H	21.6	22.0	22.6	23.0	24.3	22.2	22.6	23.1	23.6	24.8
8H	4H	21.4	21.9	22.4	22.9	24.1	21.7	22.2	22.6	23.2	24.4
	6H	21.9	22.3	22.8	23.3	24.5	22.3	22.7	23.2	23.6	24.9
	8H	22.0	22.3	23.0	23.3	24.6	22.5	22.8	23.5	23.8	25.1
	12H	22.0	22.3	23.0	23.3	24.6	22.6	22.9	23.6	23.9	25.1
12H	4H	21.4	21.8	22.3	22.8	24.0	21.6	22.1	22.6	23.0	24.3
	6H	21.9	22.2	22.8	23.2	24.5	22.3	22.6	23.2	23.6	24.9
	8H	22.0	22.3	23.0	23.3	24.6	22.5	22.8	23.5	23.8	25.1

Luminance table	Max. for $\gamma \geq 65^\circ$	Photometric dimensions in mm:	L = 1500 B = 50
------------------------	---	--------------------------------------	----------------------------------

C-planes	γ	Luminance in cd/m ²							
		0° 180°	15° 165° 195° 345°	30° 150° 210° 330°	45° 135° 225° 315°	60° 120° 240° 300°	75° 105° 255° 285°	90° 270°	
45°		13156.1	13164.1	13188.9	13190.6	13249.1	13284.1	13460.3	
50°		12780.6	12877.8	12914.4	12969.0	13089.2	13112.0	13193.9	
55°		12549.0	12562.9	12638.5	12701.4	12818.4	12819.4	12936.6	
60°		12066.4	12114.6	12184.8	12232.9	12427.8	12444.3	12617.4	
65°		11460.1	11574.8	11708.2	11863.9	11977.2	12097.6	12096.9	
70°		10518.8	10716.2	10825.3	11101.1	11318.7	11458.1	11530.9	
75°		9167.9	9384.9	9536.9	9866.7	10199.5	10464.2	10534.1	
80°		7174.2	7311.5	7563.1	7890.6	8365.6	8722.2	8828.9	
85°		4638.2	4791.9	5048.6	5421.2	5907.2	6403.7	6632.3	

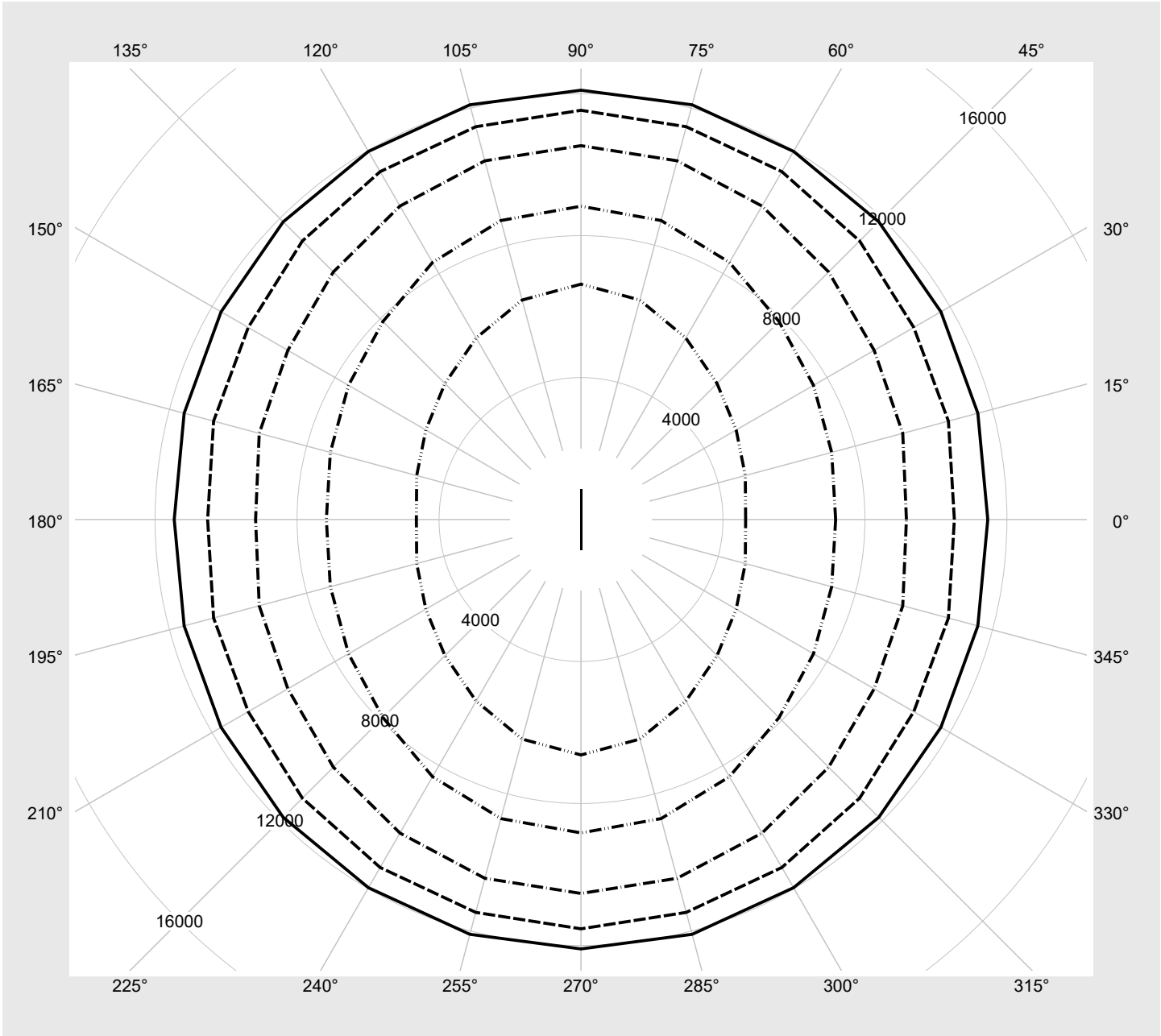
Photometric test report

Family Silica® 21	Order number: 51MX30DB35SB EAN: 4058352886557	LP number 59413_71
------------------------------------	--	-------------------------------------

Luminance values in cd/m²

γ 65°
 γ 70°
 γ 75°
 γ 80°
 γ 85°

siteco



Photometric test report

Family Silica® 21	Order number: 51MX30DB35SB EAN: 4058352886557	LP number 59413_71
-----------------------------	--	------------------------------

Dimming levels table	environmental temperature: 25°C	sITeco
-----------------------------	---------------------------------	---------------

Luminous flux %	Dimming level linear	Dimming level logarithmic	Luminous flux [lm]	Power consumption [W]
100	254	254	5260	34.1
95	241	252	4999	32.4
90	228	250	4737	30.6
85	215	248	4474	29.0
80	202	246	4210	27.5
75	189	243	3945	25.8
70	176	241	3679	24.2
65	163	238	3412	22.6
60	151	235	3165	21.1
55	138	232	2896	19.4
50	125	228	2626	17.7
45	113	224	2376	16.1
40	100	220	2101	14.4
35	88	215	1850	12.7
30	75	209	1577	11.0
25	63	203	1324	9.5
20	50	194	1048	7.8
15	38	184	794	6.2
10	25	169	517	4.3
5	13	145	261	2.5
3	8	127	154	1.6