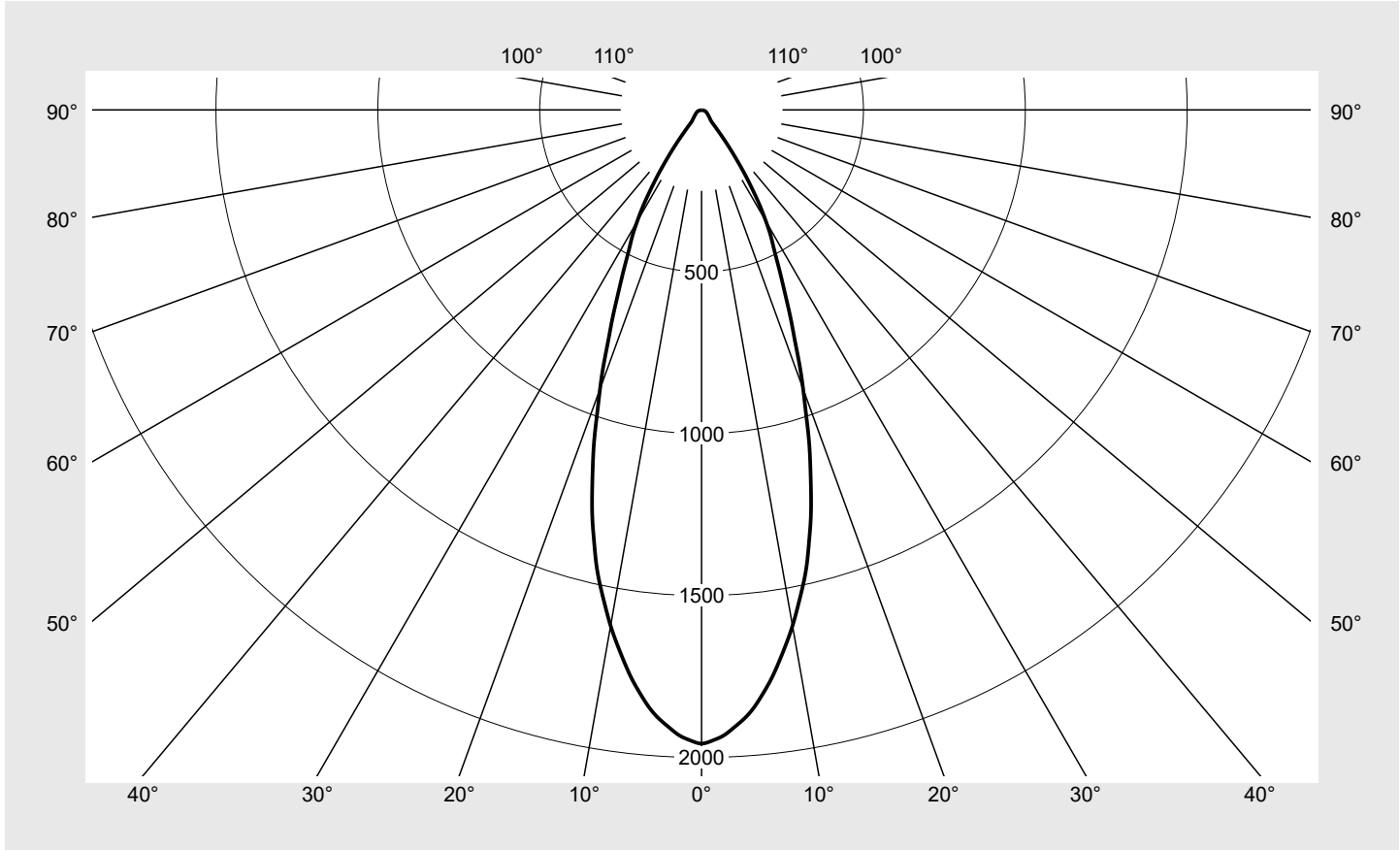


# Photometric test report

<b>Family</b> <b>Licross® Spot 31</b>	<b>Order number: 51SL14DA43B</b> <b>EAN: 4058352863848</b>	<b>LP number</b> <b>59383_26</b>
	<b>Version</b> reflector, cover, polycarbonate, wide distribution, luminaire housing, aluminium, white	<b>serial documentation</b> <b>12.07.2023</b>
	<b>Lamps</b> LED 4000 K   CRI ≥ 90	
<b>Controlgear</b> ECG-DALI		
<b>Setting</b> factory setting: DIP-Step=7		
<b>Rated values</b> Net luminous flux = 3720 lm		
Power consumption = 28.5 W		
Luminous efficacy = 130.5 lm/W		



**Luminous intensity in cd/klm** C180-0 **Imax: 1957 cd/klm**



Classifications	
DIN 5040	A 7 0
CIE	N1=93 N2=97 N3=100 N4=100 N5=100

Luminaire light output ratios	
$\eta_{LB}$	100.0%
$\phi_u$	100.0%
$\phi_o$	0.0%

**Measurement conditions**  
 DIN EN 13032 and DIN 5032

## Photometric test report

Family <b>Licross® Spot 31</b>	Order number: <b>51SL14DA43B</b> EAN: <b>4058352863848</b>	LP number <b>59383_26</b>
<b>Table of values for luminous intensities</b>		<b>Maximum luminous intensity</b>
		<b>sITeco</b>

C-planes	0°	Phi-zone	Total Phi-zone
$\gamma$	Luminous intensity in cd/klm		Luminous flux in lm/klm
0°	1957.2	0.5	0.5
1°	1947.9	3.7	4.2
2°	1933.7	7.4	11.6
3°	1910.2	11.0	22.6
4°	1885.0	14.4	37.0
5°	1853.1	17.7	54.7
6°	1812.8	20.8	75.5
7°	1769.9	23.7	99.1
8°	1720.6	26.3	125.4
9°	1670.0	28.6	154.0
10°	1618.0	30.8	184.8
11°	1560.5	32.7	217.5
12°	1503.8	34.3	251.8
13°	1443.5	35.6	287.4
14°	1372.9	36.4	323.8
15°	1303.8	37.0	360.8
16°	1226.3	37.1	397.9
17°	1149.0	36.8	434.7
18°	1073.5	36.4	471.1
19°	990.1	35.4	506.4
20°	917.2	34.4	540.8
21°	845.5	33.2	574.1
22°	770.3	31.6	605.7
23°	709.0	30.4	636.1
24°	648.2	28.9	665.0
25°	594.2	27.5	692.5
26°	547.0	26.3	718.8
27°	503.0	25.0	743.9
28°	468.0	24.1	768.0
29°	436.1	23.2	791.2
30°	397.9	21.8	813.0
31°	360.0	20.3	833.3
32°	318.2	18.5	851.8
33°	275.9	16.5	868.3
34°	236.3	14.5	882.8
35°	195.2	12.3	895.1
36°	158.3	10.2	905.3
37°	123.4	8.1	913.4
38°	90.3	6.1	919.5
39°	65.5	4.5	924.0
40°	49.4	3.5	927.5
41°	44.2	3.2	930.7
42°	41.5	3.0	933.7
43°	38.8	2.9	936.6
44°	37.0	2.8	939.4
45°	35.2	2.7	942.2
46°	33.5	2.6	944.8

C-planes	0°	Phi-zone	Total Phi-zone
$\gamma$	Luminous intensity in cd/klm		Luminous flux in lm/klm
47°	31.9	2.6	947.4
48°	30.5	2.5	949.8
49°	29.1	2.4	952.3
50°	27.9	2.3	954.6
51°	26.6	2.3	956.9
52°	25.6	2.2	959.1
53°	24.6	2.2	961.2
54°	23.5	2.1	963.3
55°	22.7	2.0	965.4
56°	21.8	2.0	967.3
57°	21.0	1.9	969.3
58°	20.3	1.9	971.1
59°	19.5	1.8	973.0
60°	18.8	1.8	974.8
61°	18.2	1.7	976.5
62°	17.5	1.7	978.2
63°	16.9	1.7	979.9
64°	16.2	1.6	981.5
65°	15.6	1.6	983.0
66°	15.1	1.5	984.5
67°	14.5	1.5	986.0
68°	13.8	1.4	987.4
69°	13.2	1.3	988.7
70°	12.5	1.3	990.0
71°	11.9	1.2	991.3
72°	11.2	1.2	992.4
73°	10.5	1.1	993.5
74°	9.7	1.0	994.6
75°	8.8	0.9	995.5
76°	7.7	0.8	996.3
77°	6.2	0.7	997.0
78°	5.2	0.6	997.5
79°	4.6	0.5	998.0
80°	4.0	0.4	998.5
81°	3.5	0.4	998.8
82°	3.0	0.3	999.2
83°	2.4	0.3	999.4
84°	1.9	0.2	999.6
85°	1.5	0.2	999.8
86°	1.0	0.1	999.9
87°	0.6	0.1	1000.0
88°	0.2	0.0	1000.0
89°	0.1	0.0	1000.0
90°	0.1	0.0	1000.0

## Photometric test report

Family <b>Licross® Spot 31</b>	Order number: <b>51SL14DA43B</b> EAN: <b>4058352863848</b>	LP number <b>59383_26</b>
-----------------------------------	---	------------------------------

<b>UGR-Table</b>	<b>Standard room</b>	<b>siteco</b>
------------------	----------------------	---------------

Reflection factor of ceiling	0.7	0.7	0.5	0.5	0.3	0.7	0.7	0.5	0.5	0.3	
Reflection factor of walls	0.5	0.3	0.5	0.3	0.3	0.5	0.3	0.5	0.3	0.3	
Reflection factor of floor	0.2	0.2	0.2	0.2	0.2	0.2	0.2	0.2	0.2	0.2	
Room dimensions	View crosswise (C0)					View endwise (C90)					
x	y										
2H	2H	21.2	22.3	21.5	22.6	22.9	21.2	22.3	21.5	22.6	22.9
	3H	21.8	22.8	22.2	23.1	23.5	21.8	22.8	22.2	23.1	23.5
	4H	22.1	23.0	22.5	23.4	23.7	22.1	23.0	22.5	23.4	23.7
	6H	22.3	23.1	22.7	23.4	23.8	22.3	23.1	22.7	23.4	23.8
	8H	22.4	23.0	22.8	23.4	23.8	22.4	23.0	22.8	23.4	23.8
	12H	22.4	23.0	22.8	23.4	23.8	22.4	23.0	22.8	23.4	23.8
4H	2H	21.3	22.2	21.7	22.6	22.9	21.3	22.2	21.7	22.6	22.9
	3H	22.1	22.9	22.6	23.3	23.7	22.1	22.9	22.6	23.3	23.7
	4H	22.6	23.2	23.0	23.6	24.1	22.6	23.2	23.0	23.6	24.1
	6H	22.8	23.3	23.2	23.8	24.2	22.8	23.3	23.2	23.8	24.2
	8H	22.8	23.3	23.3	23.8	24.2	22.8	23.3	23.3	23.8	24.2
	12H	22.9	23.3	23.4	23.7	24.2	22.9	23.3	23.4	23.7	24.2
8H	4H	22.7	23.2	23.2	23.6	24.1	22.7	23.2	23.2	23.6	24.1
	6H	22.9	23.3	23.4	23.8	24.3	22.9	23.3	23.4	23.8	24.3
	8H	23.0	23.3	23.5	23.8	24.4	23.0	23.3	23.5	23.8	24.4
	12H	23.0	23.3	23.6	23.8	24.4	23.0	23.3	23.6	23.8	24.4
12H	4H	22.7	23.1	23.2	23.5	24.0	22.7	23.1	23.2	23.5	24.0
	6H	22.9	23.2	23.5	23.7	24.3	22.9	23.2	23.5	23.7	24.3
	8H	23.0	23.3	23.5	23.8	24.3	23.0	23.3	23.5	23.8	24.3

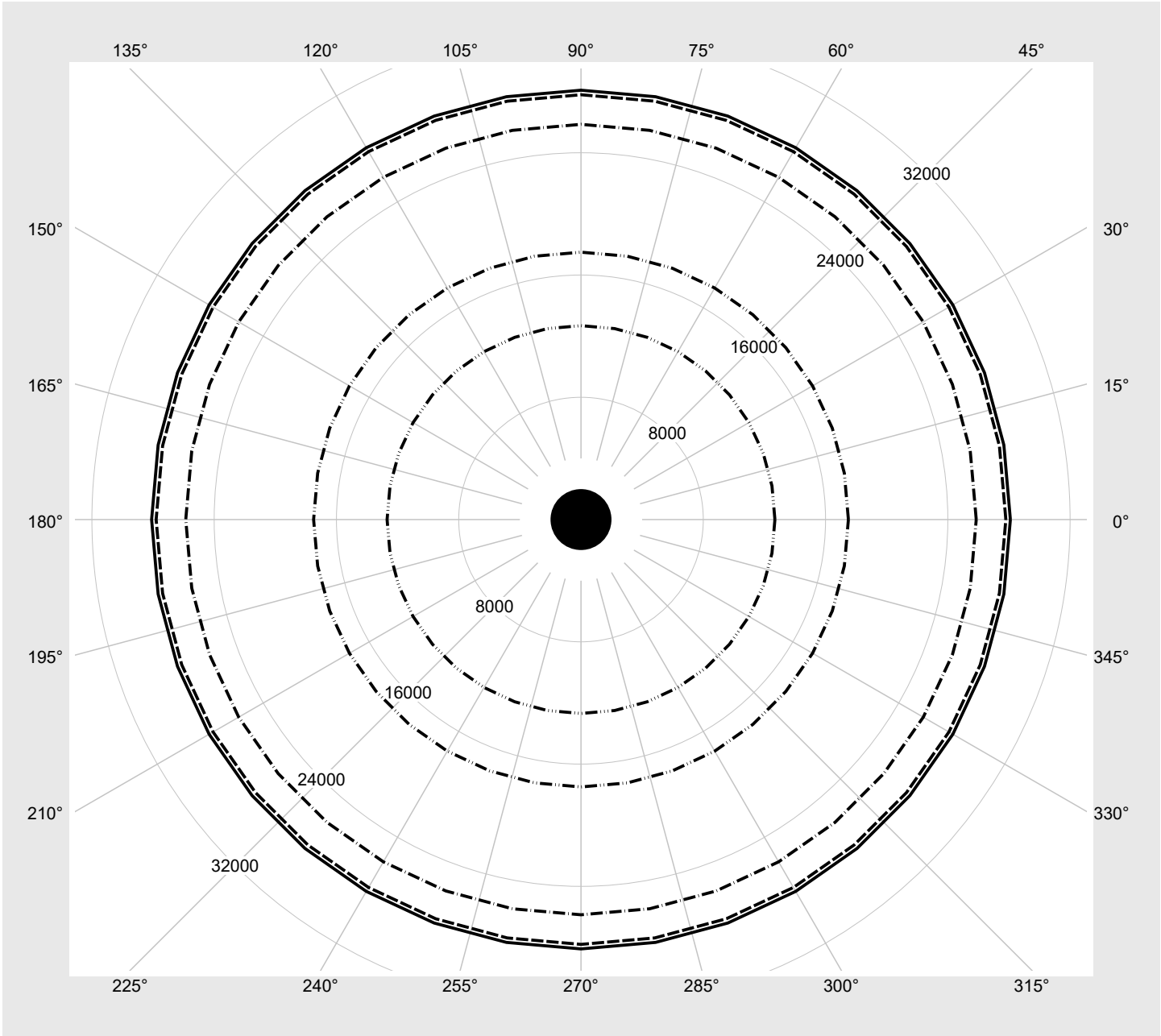
<b>Luminance table</b>	<b>Max. for <math>\gamma \geq 65^\circ</math></b>	<b>Photometric dimensions in mm: D = 79</b>
------------------------	---	---

<b>C-planes</b>	<b>0°</b>
$\gamma$	<b>Luminance in cd/m<sup>2</sup></b>
45°	37736.6
50°	32897.2
55°	30030.1
60°	28553.8
65°	28093.0
70°	27796.8
75°	25859.6
80°	17495.0
85°	12687.1

**Photometric test report**


<b>Family</b> <b>Licross® Spot 31</b>	<b>Order number: 51SL14DA43B</b> <b>EAN: 4058352863848</b>	<b>LP number</b> <b>59383_26</b>
--	---	-------------------------------------

**Luminance values in cd/m<sup>2</sup>**     γ 65°   γ 70°   γ 75°   γ 80°   γ 85°     **siteco**



### Photometric test report

<b>Family</b> <b>Licross® Spot 31</b>	<b>Order number: 51SL14DA43B</b> <b>EAN: 4058352863848</b>	<b>LP number</b> <b>59383_26</b>
--	---	-------------------------------------

<b>Multilumen Table</b>	environmental temperature: 25°C	
-------------------------	---------------------------------	---

DIP-Step	Switch Setting			Luminous flux [lm]	Power consumption [W]
	1	2	3		
7	ON	ON	ON	3720	28.5
6	OFF	ON	ON	3500	26.4
5	ON	OFF	ON	3260	24.3
4	OFF	OFF	ON	3020	22.3
3	ON	ON	OFF	2780	20.3
2	OFF	ON	OFF	2500	18.3
1	ON	OFF	OFF	2240	16.3
0	OFF	OFF	OFF	1880	14.4