

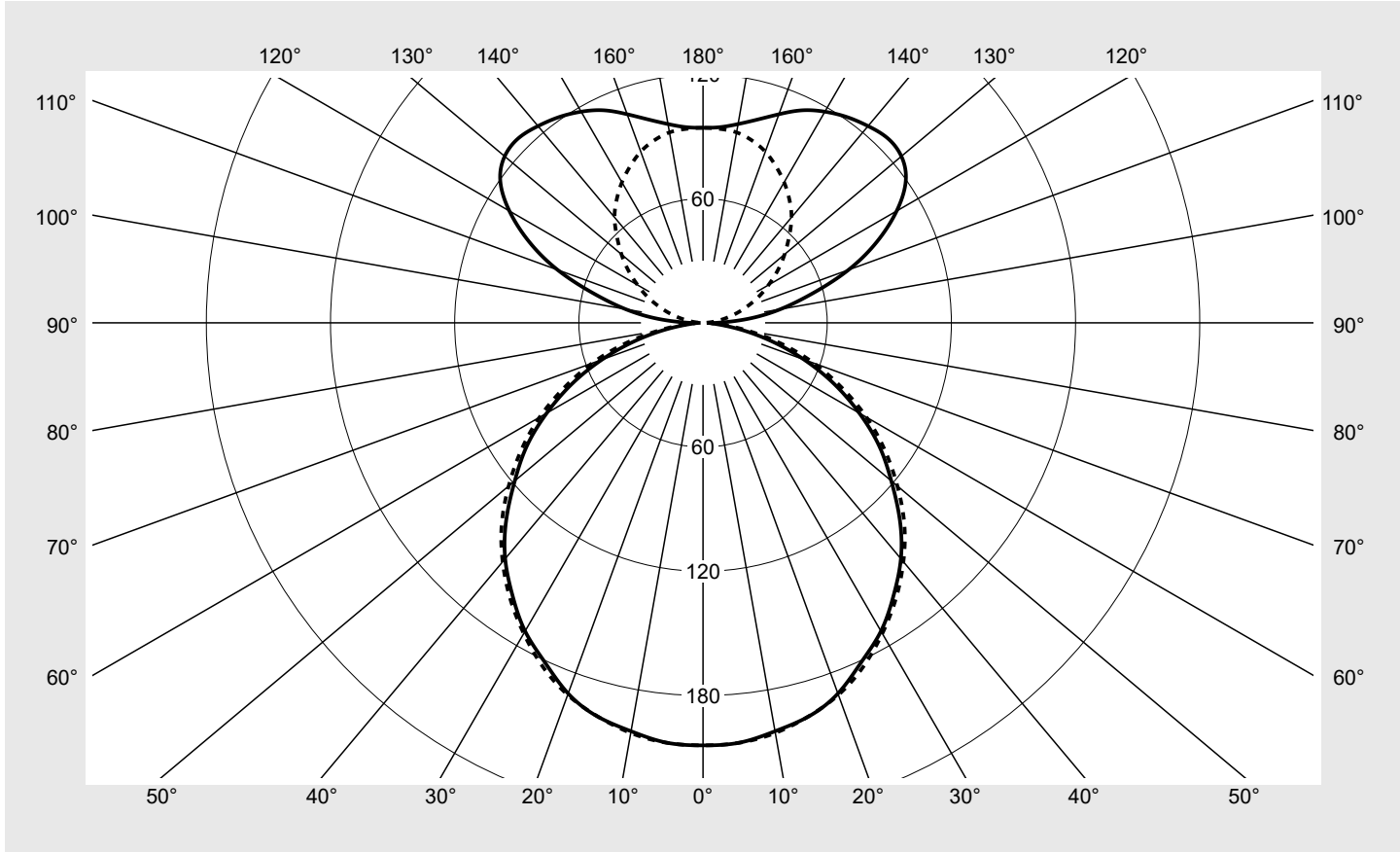


Photometric test report

Family Silica® 21	Order number: 51MX30TAT4W EAN: 4058352685242	LP number 59412_29
	Version Suspended luminaire, with homogeneous illumination, cover, opal, direct-/ indirect distribution, extremely wide distribution, UGR≤25, tunable white Lamps LED 2700 K CRI ≥ 80 Controlgear ECG-DALI Setting individual position Rated values Net luminous flux = 4120 lm Power consumption = 37.4 W Luminous efficacy = 110.2 lm/W	serial documentation 03.05.2023 

Luminous intensity in cd/klm **C180-0** **C270-90** **Imax: 204 cd/klm**



Classifications	
DIN 5040	C 4 2
CIE	N1=47 N2=79 N3=96 N4=58 N5=100

Luminaire light output ratios	
η_{LB}	100.0%
ϕ_u	57.8%
ϕ_o	42.2%

Measurement conditions
 DIN EN 13032 and DIN 5032

Photometric test report

Family Silica® 21	Order number: 51MX30TAT4W EAN: 4058352685242	LP number 59412_29
Table of values for luminous intensities		Maximum luminous intensity
		siteco

C-planes γ	0° 180°	15°	30°	45°	60°	75°	90° 270°	Phi-zone	Total Phi-zone
		165° 195° 345°	150° 210° 330°	135° 225° 315°	120° 240° 300°	105° 255° 285°			
Luminous intensity in cd/klm							Luminous flux in lm/klm		
0°	204.1	204.1	204.1	204.1	204.1	204.1	204.1	1.2	1.2
5°	203.5	203.8	203.3	203.3	203.4	203.8	203.6	9.7	10.9
10°	200.3	199.9	199.8	200.3	201.2	200.6	201.1	19.1	30.0
15°	196.9	196.3	195.1	196.0	196.7	197.0	196.8	27.9	57.9
20°	190.5	190.1	188.7	189.7	189.8	190.2	191.2	35.6	93.5
25°	180.9	181.1	180.3	181.3	182.3	182.2	183.2	42.1	135.5
30°	172.0	171.7	170.5	171.9	173.3	173.2	173.3	47.2	182.7
35°	160.6	160.7	159.7	160.3	160.9	161.7	162.5	50.6	233.3
40°	148.7	148.4	148.5	148.2	149.1	149.3	150.6	52.5	285.7
45°	134.5	134.5	134.8	134.8	135.4	135.8	137.6	52.4	338.1
50°	118.7	119.6	120.0	120.5	121.6	121.8	122.6	50.7	388.8
55°	104.0	104.1	104.8	105.3	106.3	106.3	107.2	47.3	436.2
60°	87.2	87.5	88.1	88.4	89.8	89.9	91.2	42.2	478.3
65°	70.0	70.7	71.5	72.5	73.2	73.9	73.9	35.9	514.2
70°	52.0	53.0	53.5	54.9	56.0	56.6	57.0	28.2	542.4
75°	34.3	35.1	35.7	36.9	38.2	39.1	39.4	19.6	562.0
80°	18.0	18.4	19.0	19.8	21.0	21.9	22.2	10.8	572.8
85°	5.8	6.0	6.3	6.8	7.4	8.1	8.3	3.8	576.6
90°	6.3	6.1	6.5	6.3	3.9	1.8	1.1	2.6	579.2
95°	21.6	22.1	23.8	22.9	15.1	7.9	4.1	9.5	588.7
100°	38.0	39.1	40.0	35.9	24.8	14.2	9.4	16.0	604.7
105°	54.7	56.0	55.9	49.2	34.1	21.4	15.7	22.2	626.9
110°	74.8	75.5	71.9	60.8	43.8	28.8	22.2	28.3	655.2
115°	92.7	92.3	86.1	71.6	53.1	36.3	29.5	33.2	688.4
120°	108.0	106.6	98.3	80.7	62.0	43.6	36.5	36.7	725.0
125°	119.6	116.6	106.6	89.4	69.8	50.5	44.0	38.5	763.5
130°	125.1	122.5	111.1	94.7	75.6	57.5	51.4	38.5	802.0
135°	126.1	123.5	112.8	98.1	79.9	63.9	58.8	36.9	838.9
140°	124.1	122.0	113.0	100.2	83.2	69.8	66.5	34.3	873.1
145°	121.3	120.0	112.4	100.8	86.1	75.2	72.7	31.0	904.1
150°	117.8	117.1	110.2	99.7	88.4	80.4	78.4	27.1	931.3
155°	113.3	112.8	106.2	98.4	90.0	85.0	83.4	22.8	954.1
160°	107.2	106.9	101.9	96.9	91.4	88.5	88.0	18.2	972.3
165°	101.6	101.0	98.5	95.2	92.8	91.2	91.2	13.6	985.9
170°	97.5	97.0	96.2	94.8	93.7	93.4	93.4	9.1	994.9
175°	94.9	94.8	94.2	94.0	94.0	94.0	94.0	4.5	999.4
180°	94.2	94.2	94.2	94.2	94.2	94.2	94.2	0.6	1000.0

Photometric test report

Family Silica® 21	Order number: 51MX30TAT4W EAN: 4058352685242	LP number 59412_29
-----------------------------	---	------------------------------

UGR-Table	Standard room	siteco
------------------	----------------------	---------------

Reflection factor of ceiling	0.7	0.7	0.5	0.5	0.3	0.7	0.7	0.5	0.5	0.3	
Reflection factor of walls	0.5	0.3	0.5	0.3	0.3	0.5	0.3	0.5	0.3	0.3	
Reflection factor of floor	0.2	0.2	0.2	0.2	0.2	0.2	0.2	0.2	0.2	0.2	
Room dimensions	View crosswise (C0)					View endwise (C90)					
x	y										
2H	2H	18.5	19.6	19.3	20.4	21.5	18.7	19.7	19.5	20.6	21.6
	3H	19.9	20.8	20.8	21.7	22.8	20.2	21.2	21.1	22.0	23.1
	4H	20.4	21.3	21.3	22.1	23.3	20.8	21.7	21.7	22.6	23.7
	6H	20.6	21.4	21.5	22.3	23.5	21.1	21.9	22.0	22.8	24.0
	8H	20.6	21.4	21.5	22.3	23.5	21.1	21.9	22.0	22.8	24.0
	12H	20.6	21.3	21.5	22.2	23.4	21.2	21.9	22.1	22.8	24.0
4H	2H	19.1	20.0	20.0	20.9	22.0	19.2	20.1	20.1	20.9	22.1
	3H	20.7	21.4	21.6	22.3	23.5	20.9	21.6	21.8	22.5	23.7
	4H	21.3	21.9	22.2	22.8	24.0	21.6	22.3	22.5	23.2	24.4
	6H	21.6	22.1	22.5	23.1	24.3	22.1	22.6	23.0	23.6	24.8
	8H	21.7	22.2	22.6	23.1	24.3	22.2	22.7	23.1	23.6	24.9
	12H	21.6	22.1	22.6	23.0	24.3	22.2	22.7	23.2	23.6	24.9
8H	4H	21.4	22.0	22.4	22.9	24.1	21.7	22.2	22.7	23.2	24.4
	6H	21.9	22.3	22.9	23.3	24.5	22.3	22.7	23.3	23.7	24.9
	8H	22.0	22.4	23.0	23.4	24.6	22.5	22.9	23.5	23.9	25.1
	12H	22.0	22.3	23.0	23.3	24.6	22.6	22.9	23.6	23.9	25.2
12H	4H	21.4	21.8	22.4	22.8	24.1	21.7	22.1	22.6	23.1	24.3
	6H	21.9	22.3	22.9	23.2	24.5	22.3	22.6	23.3	23.6	24.9
	8H	22.0	22.3	23.0	23.3	24.6	22.5	22.8	23.5	23.8	25.1

Luminance table	Max. for $\gamma \geq 65^\circ$	Photometric dimensions in mm:	L = 1200 B = 50
------------------------	---	--------------------------------------	----------------------------------

C-planes	γ	Luminance in cd/m ²							
		0° 180°	15° 165° 195° 345°	30° 150° 210° 330°	45° 135° 225° 315°	60° 120° 240° 300°	75° 105° 255° 285°	90° 270°	
45°		13056.9	13064.8	13089.5	13091.1	13149.4	13184.0	13358.8	
50°		12684.2	12780.7	12817.0	12871.3	12990.5	13013.1	13094.5	
55°		12454.4	12468.3	12543.2	12605.7	12721.9	12722.9	12839.1	
60°		11975.5	12023.3	12093.0	12140.8	12334.0	12350.5	12522.3	
65°		11373.7	11487.6	11620.0	11774.2	11887.0	12006.4	12005.7	
70°		10439.1	10635.5	10743.7	11017.5	11233.4	11371.9	11444.2	
75°		9099.0	9314.4	9464.8	9792.2	10122.5	10385.5	10454.7	
80°		7119.8	7256.2	7506.2	7831.2	8302.6	8656.9	8762.5	
85°		4582.2	4744.5	5001.3	5371.6	5850.7	6349.4	6571.6	

Photometric test report

Family Silica® 21	Order number: 51MX30TAT4W EAN: 4058352685242	LP number 59412_29
------------------------------------	---	-------------------------------------

Luminance values in cd/m²

γ 65°
 γ 70°
 γ 75°
 γ 80°
 γ 85°

