
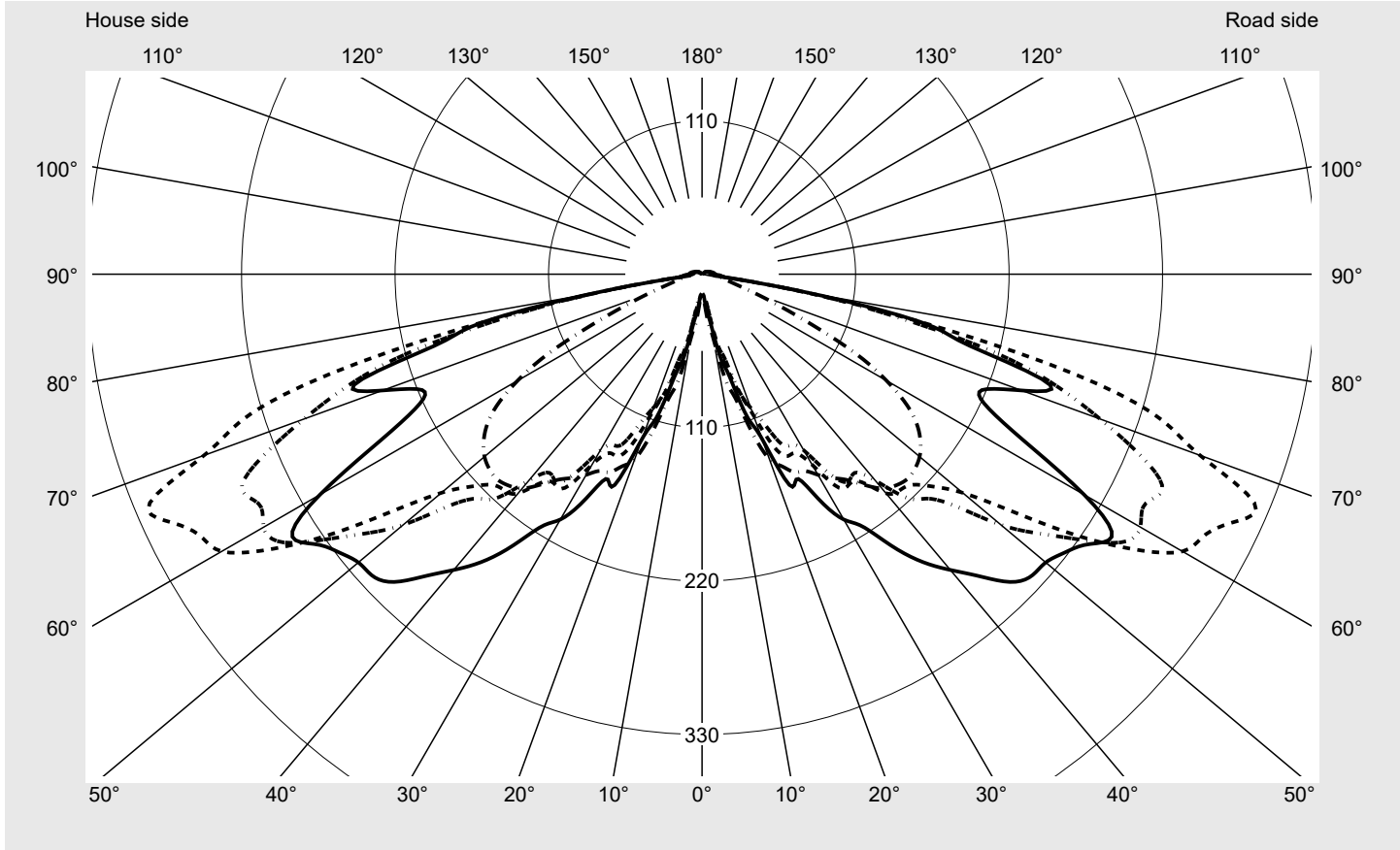


Photometric test report

Family CITY-LIGHT ELEGANCE LED	Order number: 5XA5265JF14H000022 EAN: 4058352636107	LP number 57135_33
		Version post-top- or mounting to wall arm Optic symmetric, wide distribution (PL1.2s) Cover cover transparent, PMMA Lamps LED 3000 K CRI ≥ 70 Controlgear ECG SITECO iQ Rated values Net luminous flux = 2840 lm Power consumption = 19.3 W Luminous efficacy = 147.1 lm/W



Luminous intensity in cd/klm C180-0 C205-25 C210-30 C270-90 **Imax: 428 cd/klm**



Luminaire output ratios

Eta	100.0%
Eta 0° - 90°	97.9%
Eta 90° - 180°	2.1%

Luminous intensity class acc. to EN13201-2

Class:	G3
Imax 70°	379.7
Imax 80°	94.5
Imax 90°	9.7
Imax >90°	6.4
Imax >95°	6.4

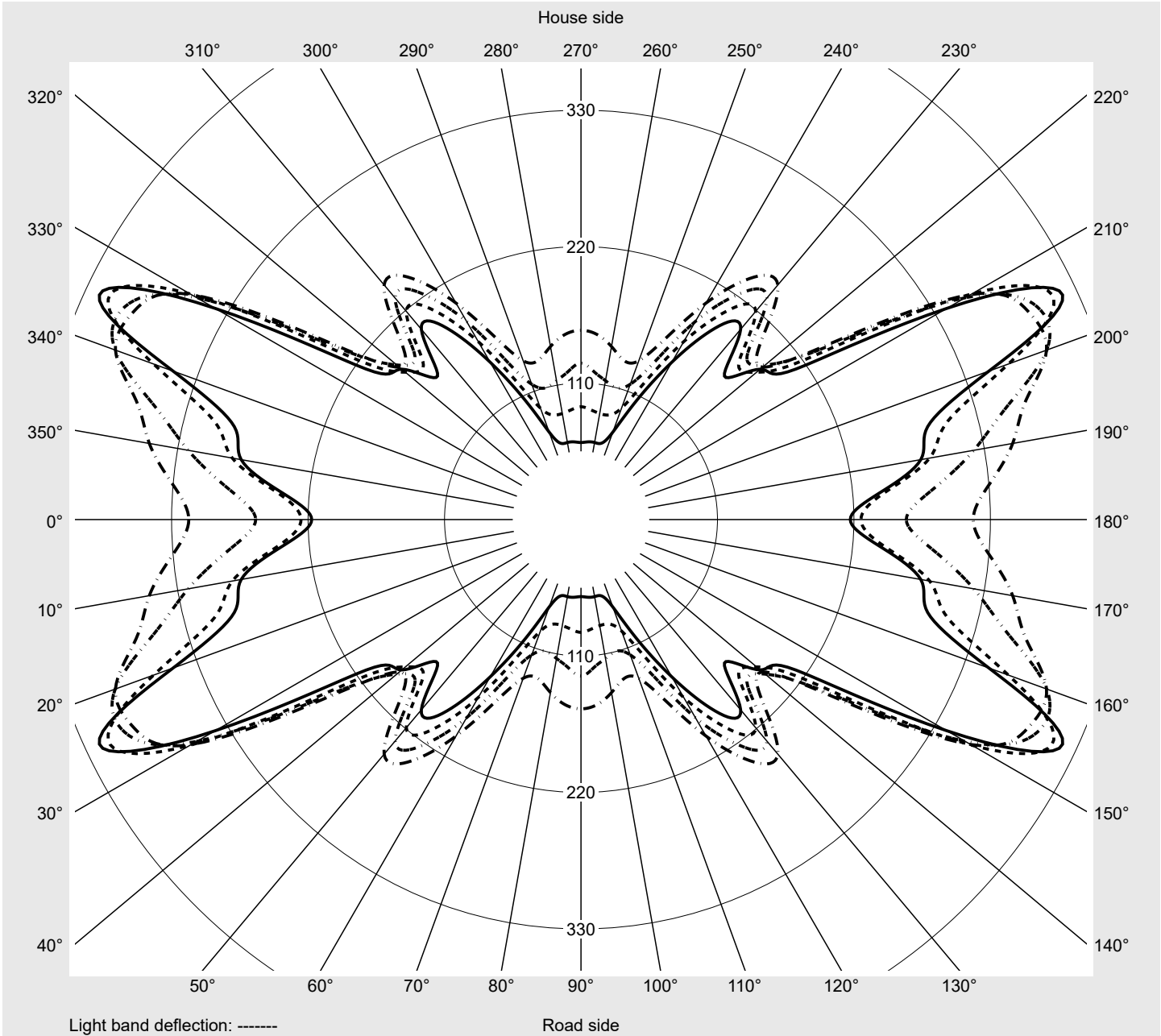
Measurement conditions

DIN EN 13032 and DIN 5032

Photometric test report

Family CITY-LIGHT ELEGANCE LED	Order number: 5XA5265JF14H000022 EAN: 4058352636107	LP number 57135_33
-------------------------------------------------	----------------------------------------------------------------------	-------------------------------------

Envelope curve in cd/klm **KMK 67.5°** **KMK 65°** **KMK 62.5°** **KMK 60°** **siteco**



Photometric test report

Family CITY-LIGHT ELEGANCE LED	Order number: 5XA5265JF14H000022 EAN: 4058352636107	LP number 57135_33
Table of values for luminous intensities		Maximum luminous intensity
		siteco

C-planes	0° 180°	5°	10°	15°	20°	25°	30°	35°	40°	45°
		175° 185° 355°	170° 190° 350°	165° 195° 345°	160° 200° 340°	155° 205° 335°	150° 210° 330°	145° 215° 325°	140° 220° 320°	135° 225° 315°
Luminous intensity in cd/klm										
γ										
0,0°	15.5	15.5	15.5	15.5	15.5	15.5	15.5	15.5	15.5	15.5
2,5°	15.5	15.5	15.5	15.5	15.5	15.5	15.5	15.5	15.6	15.6
5,0°	16.8	16.5	16.9	17.0	17.1	17.4	17.4	17.8	18.4	18.9
7,5°	28.2	27.5	26.3	24.4	21.9	20.0	18.7	18.4	19.9	22.1
10,0°	36.3	35.6	36.9	37.7	35.4	30.6	26.9	26.7	31.7	37.3
12,5°	61.7	59.2	58.1	52.3	52.7	51.5	52.5	51.3	52.7	51.2
15,0°	75.7	73.2	70.9	74.3	77.4	71.4	62.2	62.1	67.3	79.1
17,5°	106.8	105.8	105.4	97.0	94.1	89.4	87.4	86.9	78.4	87.8
20,0°	125.5	140.1	139.8	123.0	119.4	107.6	101.9	99.4	89.0	100.5
22,5°	163.6	164.4	163.1	147.0	146.9	133.3	115.5	110.0	88.1	102.0
25,0°	161.8	160.2	158.7	150.3	152.9	144.0	134.1	129.8	91.6	108.3
27,5°	182.9	189.1	182.6	163.8	157.8	144.5	138.1	135.0	95.6	125.6
30,0°	203.1	214.3	209.5	186.2	172.9	157.6	145.8	137.7	100.7	144.3
32,5°	214.7	220.2	213.4	199.2	188.6	181.1	169.4	157.4	115.3	168.7
35,0°	238.6	238.0	228.4	203.2	190.2	183.9	181.7	174.1	131.5	184.5
37,5°	260.3	265.9	250.3	221.7	202.6	187.9	179.6	179.1	138.1	202.2
40,0°	276.8	272.2	258.5	232.8	221.4	205.1	192.9	185.6	143.0	223.0
42,5°	293.6	293.8	271.3	246.5	225.5	210.0	217.6	195.0	147.7	236.3
45,0°	312.1	314.5	297.9	267.5	237.7	213.5	227.5	201.8	158.0	237.7
47,5°	320.2	332.7	326.0	298.8	253.2	225.6	245.9	209.8	167.1	247.2
50,0°	321.5	338.5	352.5	319.6	271.7	243.8	279.7	228.6	173.4	246.9
52,5°	327.8	339.9	353.2	334.8	294.4	278.5	305.6	243.1	177.6	240.4
55,0°	337.6	347.7	350.6	355.3	329.7	325.6	332.1	252.4	184.8	232.8
57,5°	348.4	357.6	355.2	367.6	370.7	367.2	357.5	251.1	191.0	222.1
60,0°	316.1	330.7	353.3	371.3	399.3	397.5	362.7	250.4	191.2	206.5
62,5°	262.2	285.3	321.5	356.4	399.5	405.8	357.6	244.1	193.9	190.1
65,0°	225.7	245.1	285.4	305.9	366.7	420.5	364.0	231.5	184.8	180.2
67,5°	217.1	240.8	278.1	289.3	349.9	428.3	340.4	211.6	188.6	163.6
70,0°	243.7	265.3	282.9	297.3	326.2	379.7	303.6	186.7	161.4	140.2
72,5°	260.3	265.5	264.5	282.6	318.2	344.1	266.2	166.0	134.1	101.2
75,0°	198.8	207.5	225.2	239.9	276.3	275.7	217.6	125.3	81.1	62.2
77,5°	163.8	152.8	151.8	165.7	177.5	167.3	145.7	73.2	39.9	49.2
80,0°	80.6	74.5	83.1	94.5	85.3	76.3	78.6	37.9	32.5	35.2
82,5°	13.8	13.9	15.2	15.5	15.3	15.5	16.0	14.4	13.0	12.1
85,0°	12.3	12.1	13.0	13.2	12.9	12.5	12.0	11.5	9.8	8.3
87,5°	10.7	10.9	11.3	11.3	11.1	10.7	10.3	9.7	8.3	7.0
90,0°	9.5	9.3	9.6	9.7	9.3	9.0	8.8	8.2	7.1	6.1
105,0°	6.4	6.4	6.4	6.3	6.0	5.9	5.6	5.4	5.2	4.9
120,0°	3.7	3.7	3.7	3.7	3.3	3.3	3.2	3.1	3.1	3.1
135,0°	1.3	1.3	1.3	1.3	1.3	1.3	1.3	1.3	1.3	1.2
150,0°	0.0	0.0	0.0	0.0	0.0	0.0	0.0	0.0	0.0	0.0
165,0°	0.0	0.0	0.0	0.0	0.0	0.0	0.0	0.0	0.0	0.0
180,0°	0.0	0.0	0.0	0.0	0.0	0.0	0.0	0.0	0.0	0.0

Photometric test report

Family CITY-LIGHT ELEGANCE LED	Order number: 5XA5265JF14H000022 EAN: 4058352636107	LP number 57135_33
Table of values for luminous intensities		Maximum luminous intensity
		sitEco

C-planes	50°	55°	60°	65°	70°	75°	80°	85°	90°	Phi-zone	Total Phi-zone
	130°	125°	120°	115°	110°	105°	100°	95°			
	230°	235°	240°	245°	250°	255°	260°	265°	270°		
	310°	305°	300°	295°	290°	285°	280°	275°			
γ	Luminous intensity in cd/klm									Luminous flux in lm/klm	
0,0°	15.5	15.5	15.5	15.5	15.5	15.5	15.5	15.5	15.5	0.0	0.0
2,5°	15.7	15.9	15.9	15.9	15.9	15.9	15.9	15.9	15.9	0.2	0.2
5,0°	19.5	20.3	20.8	21.1	21.3	21.4	21.4	21.5	21.5	0.5	0.7
7,5°	25.1	28.3	30.4	31.7	33.4	34.7	35.6	35.8	35.9	1.0	1.6
10,0°	42.9	45.6	47.1	47.8	47.8	47.9	47.3	47.9	47.3	1.9	3.5
12,5°	52.3	53.9	58.7	66.9	72.5	74.5	75.0	77.0	77.4	3.6	7.1
15,0°	84.6	81.2	84.9	86.3	89.3	90.8	90.8	91.1	91.8	5.6	12.7
17,5°	90.5	84.9	95.3	103.4	109.8	116.4	119.2	119.3	118.4	8.2	20.9
20,0°	104.3	103.3	114.3	115.5	116.8	127.0	135.0	138.7	141.2	11.0	31.8
22,5°	107.2	109.0	124.1	129.7	130.0	139.8	147.7	148.3	148.9	13.8	45.6
25,0°	110.0	115.1	135.0	140.5	140.6	147.3	154.3	155.0	156.7	16.0	61.6
27,5°	122.3	122.0	144.2	156.1	156.7	159.4	159.8	157.6	159.0	18.9	80.5
30,0°	145.0	138.2	154.7	166.3	167.4	166.8	167.1	165.7	166.1	22.3	102.7
32,5°	169.8	156.9	167.3	180.4	179.2	174.8	173.8	172.4	173.2	26.0	128.8
35,0°	191.1	187.7	188.5	191.3	190.5	183.4	180.4	179.0	179.9	29.8	158.6
37,5°	203.3	208.9	208.9	202.1	199.0	191.1	189.5	188.8	190.2	33.8	192.4
40,0°	220.4	221.2	225.3	212.4	205.5	198.5	199.0	198.6	200.5	37.7	230.1
42,5°	241.9	230.5	236.2	224.4	208.2	202.9	203.9	204.0	205.5	41.6	271.8
45,0°	256.2	243.7	240.9	230.7	209.4	205.6	206.9	206.5	207.8	45.4	317.2
47,5°	263.3	252.7	242.6	229.0	206.1	205.1	206.3	205.9	206.8	49.2	366.4
50,0°	267.7	255.0	239.4	221.3	200.3	200.2	202.5	202.1	203.5	52.6	418.9
52,5°	268.8	257.8	235.8	208.7	187.0	190.4	194.5	196.0	197.3	55.2	474.1
55,0°	266.1	258.4	228.4	194.2	171.8	175.9	181.8	185.6	188.1	57.8	532.0
57,5°	259.3	251.9	218.8	177.2	153.9	157.1	165.2	170.5	173.7	59.8	591.8
60,0°	246.8	237.3	201.5	161.0	136.2	132.9	141.6	149.7	152.6	59.4	651.2
62,5°	233.1	221.9	184.4	140.0	116.1	109.9	113.7	119.7	126.2	56.6	707.7
65,0°	219.0	205.4	165.6	122.5	95.6	87.3	86.8	88.9	90.9	52.6	760.4
67,5°	200.2	188.3	146.5	105.6	75.0	63.7	63.1	62.9	62.1	49.7	810.1
70,0°	178.4	166.9	124.7	89.7	61.6	44.6	41.9	40.9	41.7	46.3	856.4
72,5°	144.3	137.1	105.6	72.3	50.0	33.7	28.8	27.0	27.9	41.9	898.3
75,0°	115.8	118.7	89.4	54.8	35.7	26.8	22.6	20.3	20.6	33.9	932.2
77,5°	93.9	97.4	73.4	39.3	23.3	20.3	18.4	16.5	16.5	23.7	955.9
80,0°	39.9	44.4	32.8	22.2	17.3	16.1	14.9	13.8	13.5	12.7	968.6
82,5°	12.3	14.4	14.7	14.2	13.6	12.8	11.6	10.6	10.3	3.7	972.4
85,0°	8.1	10.2	10.6	10.4	10.4	10.4	9.9	8.9	8.8	3.0	975.3
87,5°	7.0	8.6	8.9	8.8	8.7	8.7	8.5	7.7	7.5	2.5	977.9
90,0°	5.8	7.2	7.4	7.5	7.5	7.5	7.3	6.9	6.7	7.6	985.4
105,0°	4.7	4.7	5.1	5.2	5.3	5.4	5.4	5.3	5.2	8.7	994.1
120,0°	3.0	3.0	3.0	3.0	3.0	3.2	3.2	2.8	2.1	4.5	998.7
135,0°	1.3	0.9	1.0	0.9	0.9	0.9	0.9	0.9	0.9	1.3	1000.0
150,0°	0.0	0.0	0.0	0.0	0.0	0.0	0.0	0.0	0.0	0.0	1000.0
165,0°	0.0	0.0	0.0	0.0	0.0	0.0	0.0	0.0	0.0	0.0	1000.0
180,0°	0.0	0.0	0.0	0.0	0.0	0.0	0.0	0.0	0.0	0.0	1000.0

Photometric test report

Family CITY-LIGHT ELEGANCE LED	Order number: 5XA5265JF14H000022 EAN: 4058352636107	LP number 57135_33
------------------------------------------	----------------------------------------------------------------------	------------------------------

Dimming levels table	environmental temperature: 25°C	siteco
-----------------------------	---------------------------------	---------------

Luminous flux %	Dimming level linear	Dimming level logarithmic	Luminous flux [lm]	Power consumption [W]	Power consumption [W]	Power consumption [W]
				start of lifetime	end of lifetime	average
100	254	254	2840	19.3	20.6	20.0
95	241	252	2695	18.3	19.4	18.8
90	229	250	2560	17.3	18.4	17.8
85	216	248	2415	16.3	17.3	16.8
80	203	246	2270	15.2	16.2	15.7
75	190	243	2124	14.2	15.1	14.6
70	178	241	1990	13.3	14.1	13.7
65	165	238	1845	12.4	13.2	12.8
60	152	235	1700	11.4	12.1	11.8
55	140	232	1565	10.5	11.2	10.8
50	127	229	1420	9.6	10.1	9.8
45	114	225	1275	8.7	9.2	9.0
40	102	221	1140	7.9	8.3	8.1
35	89	216	995	7.1	7.4	7.2
30	76	210	850	6.2	6.5	6.4
25	63	203	704	5.4	5.6	5.5
20	51	195	570	4.6	4.8	4.7
17	44	190	492	4.1	4.3	4.2