



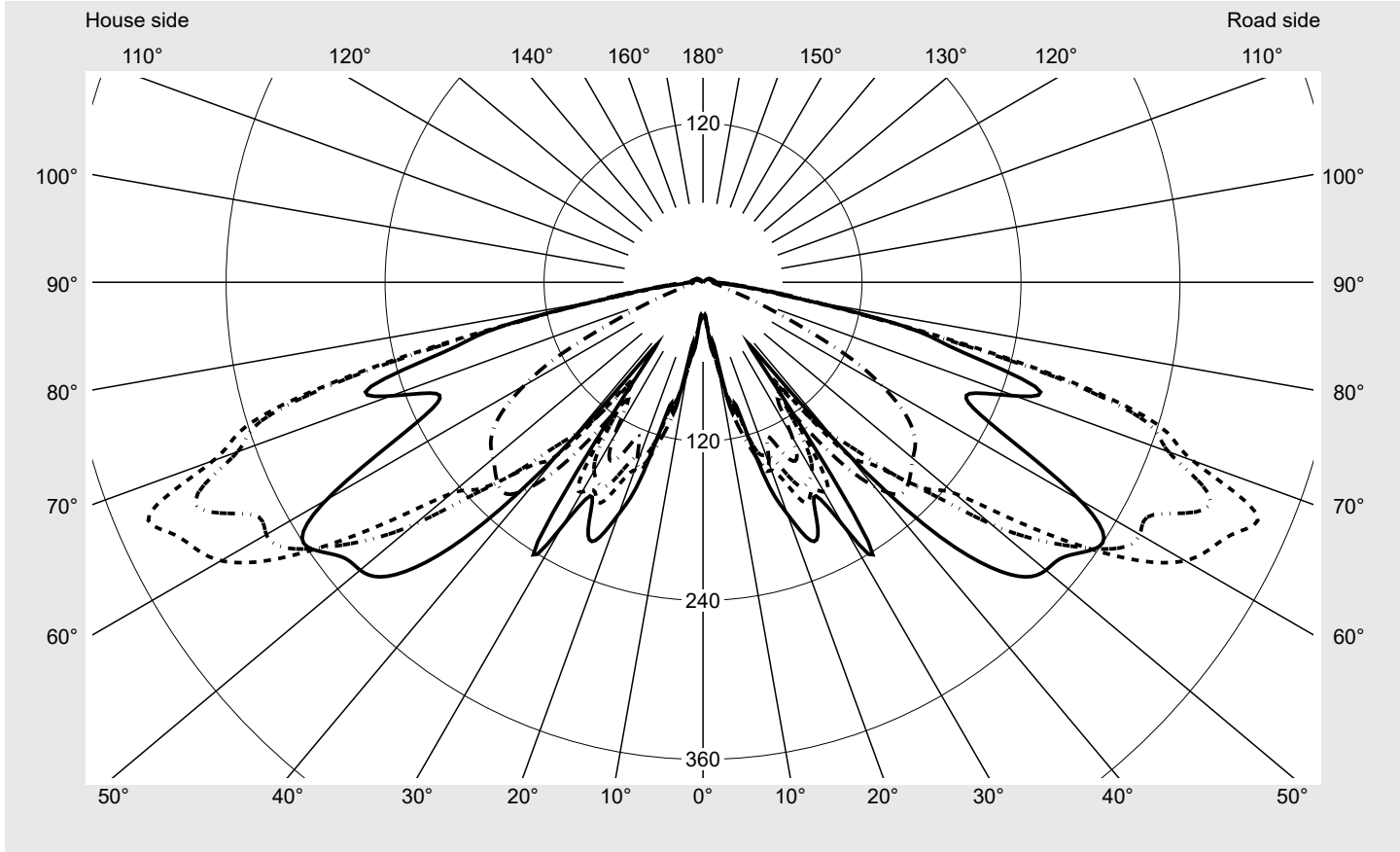
Photometric test report

Family LANTERN CLASSIC LED	Order number: 5XA5245RF14H EAN: 4058352834732	LP number 57126_25
	Version post-top- or mounting to wall arm Optic symmetric, wide distribution (PL1.2s) Cover cover transparent, PMMA Lamps LED 4000 K CRI ≥ 70 Controlgear ECG SITECO iQ Rated values Net luminous flux = 2670 lm Power consumption = 18.5 W Luminous efficacy = 144.3 lm/W	serial documentation 24.02.2023





Luminous intensity in cd/klm C180-0 C205-25 C210-30 C270-90 **Imax: 451 cd/klm**



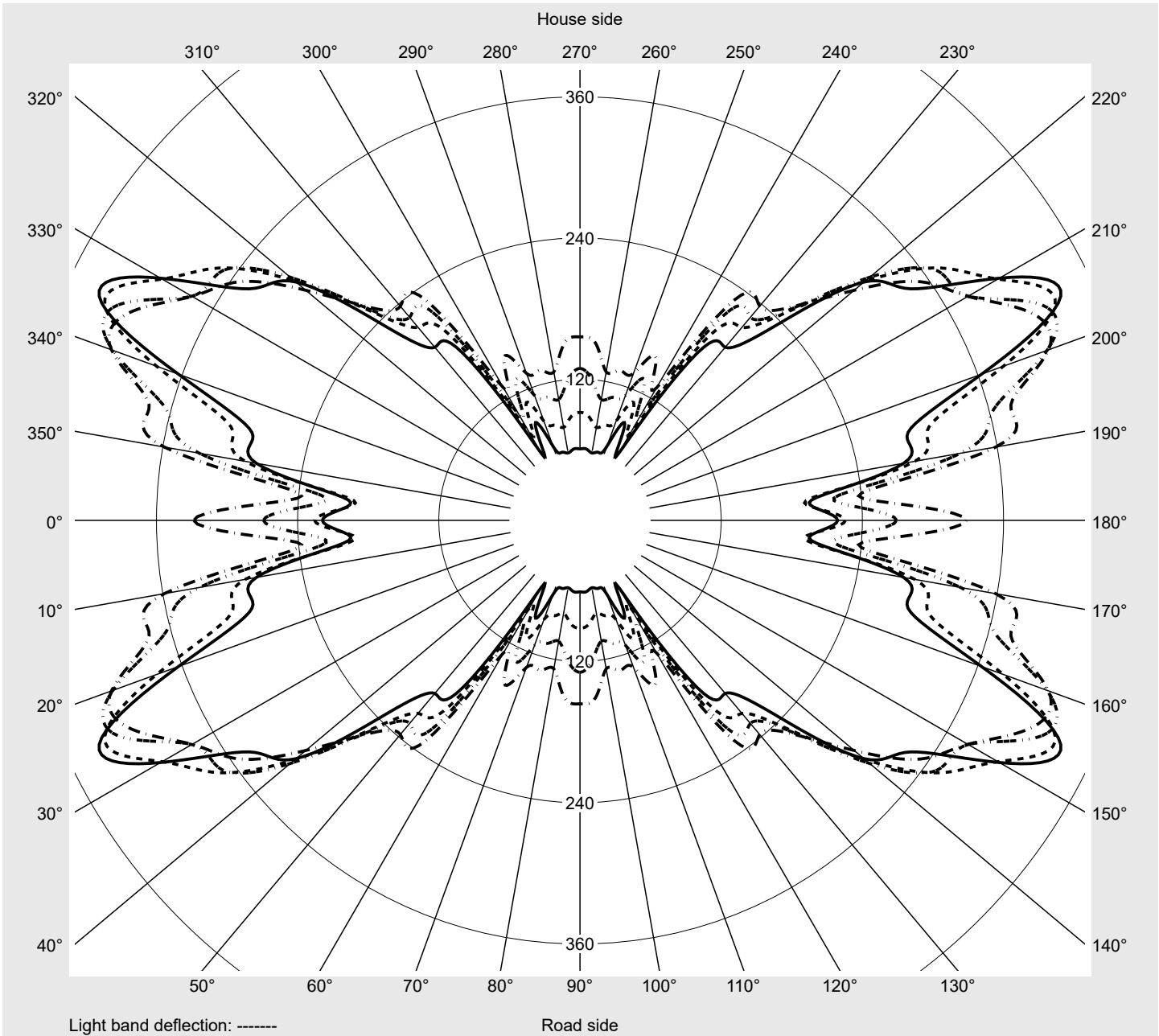
Luminaire output ratios	
Eta	100.0%
Eta 0° - 90°	97.3%
Eta 90° - 180°	2.7%
Measurement conditions	
DIN EN 13032 and DIN 5032	

Luminous intensity class acc. to EN13201-2	
Class:	G3
Imax 70°	393.0
Imax 80°	90.3
Imax 90°	9.8
Imax >90°	9.7
Imax >95°	9.0

Photometric test report

Family LANTERN CLASSIC LED	Order number: 5XA5245RF14H EAN: 4058352834732	LP number 57126_25
---	--	-------------------------------------

Envelope curve in cd/klm **KMK 67.5°** **KMK 65°** **KMK 62.5°** **KMK 60°** **siteco**



Photometric test report

Family LANTERN CLASSIC LED	Order number: 5XA5245RF14H EAN: 4058352834732	LP number 57126_25
---	--	-------------------------------------

siteco

Table of values for luminous intensities Maximum luminous intensity

C- planes	0° 180°	5°	10°	15°	20°	25°	30°	35°	40°	45°
		175° 185° 355°	170° 190° 350°	165° 195° 345°	160° 200° 340°	155° 205° 335°	150° 210° 330°	145° 215° 325°	140° 220° 320°	135° 225° 315°
Luminous intensity in cd/klm										
γ										
0,0°	26.2	26.2	26.2	26.2	26.2	26.2	26.2	26.2	26.2	26.2
2,5°	25.3	25.3	25.4	25.5	25.6	25.6	25.8	26.0	26.2	26.2
5,0°	29.6	29.8	30.2	30.7	31.5	32.3	33.2	33.8	33.7	32.9
7,5°	52.1	51.0	48.4	46.1	44.1	43.1	43.0	43.1	43.4	42.5
10,0°	49.9	53.4	58.7	63.0	66.0	66.6	66.0	67.0	68.6	69.3
12,5°	100.2	87.8	94.1	91.5	95.4	92.1	90.2	87.4	90.2	89.5
15,0°	95.4	106.9	107.0	113.3	106.8	101.0	106.0	125.7	130.3	123.6
17,5°	152.5	145.0	118.0	141.4	142.5	143.8	132.7	136.3	141.3	139.6
20,0°	186.0	175.6	152.5	178.0	170.5	150.8	138.9	133.6	134.1	126.1
22,5°	210.4	213.7	170.0	190.6	184.5	164.7	148.9	139.8	133.3	118.0
25,0°	205.1	181.8	139.1	180.3	180.7	183.7	168.6	154.2	153.0	129.4
27,5°	181.9	167.1	135.8	179.1	176.3	177.6	170.8	153.5	163.7	138.3
30,0°	212.6	193.2	159.5	200.9	190.1	182.7	164.5	143.4	160.6	146.3
32,5°	232.5	195.5	158.3	189.0	181.5	166.0	140.6	95.7	115.2	104.7
35,0°	93.6	81.2	66.4	87.0	88.5	96.3	93.7	77.4	113.3	100.9
37,5°	69.2	67.4	71.7	83.8	100.9	113.3	118.6	116.0	133.2	120.8
40,0°	163.0	150.0	145.9	161.8	169.5	168.7	148.6	133.2	145.8	150.8
42,5°	250.2	202.2	205.7	221.8	206.2	185.2	172.9	171.0	179.2	191.7
45,0°	301.7	228.6	260.0	259.1	240.8	207.6	207.3	212.0	226.4	219.9
47,5°	329.0	244.4	322.3	301.2	274.7	231.4	239.7	236.9	251.4	238.9
50,0°	337.9	247.9	363.0	325.0	294.9	247.6	284.0	270.6	251.0	248.7
52,5°	341.5	236.8	362.0	341.6	320.6	293.0	319.7	308.6	252.1	254.2
55,0°	353.8	236.9	363.1	366.4	359.6	345.6	348.8	327.6	269.0	259.0
57,5°	358.8	240.2	365.8	379.3	398.9	391.0	373.0	338.4	285.7	263.0
60,0°	328.3	237.8	358.8	379.2	423.8	420.2	380.7	353.6	304.2	257.2
62,5°	269.1	216.6	328.6	363.9	422.6	433.3	381.0	370.3	321.5	254.1
65,0°	225.6	193.0	289.0	307.1	382.9	445.6	410.2	374.0	316.1	251.4
67,5°	219.0	197.5	279.4	288.7	363.3	450.9	411.6	343.1	315.1	232.5
70,0°	250.7	211.1	283.7	296.1	335.6	393.0	373.7	322.0	276.4	209.3
72,5°	263.9	215.3	264.3	285.5	329.2	362.0	351.2	283.1	215.3	171.2
75,0°	201.3	185.4	232.1	246.2	283.1	282.9	273.0	200.2	144.2	121.2
77,5°	159.6	136.8	153.1	163.5	177.5	165.7	156.5	110.0	94.8	84.9
80,0°	82.4	65.0	77.4	90.3	83.4	80.3	88.0	75.9	65.2	46.7
82,5°	46.0	41.3	41.9	55.4	44.3	39.4	50.0	56.7	45.5	30.8
85,0°	19.1	19.8	19.9	23.9	21.6	23.6	28.7	31.2	22.1	16.6
87,5°	13.2	13.4	13.7	15.5	15.4	15.9	17.2	15.9	13.9	11.5
90,0°	9.1	9.2	9.7	9.8	9.8	9.8	9.6	9.4	9.2	8.9
92,5°	9.1	9.1	9.4	9.7	9.7	9.4	9.3	9.0	9.0	8.9
95,0°	9.1	9.1	9.2	9.4	9.3	9.2	9.3	8.9	8.9	8.8
97,5°	8.7	9.0	9.0	8.9	9.0	9.0	8.9	8.9	8.7	8.4
100,0°	8.4	8.5	8.5	8.5	8.4	8.7	8.7	8.4	8.1	8.1
102,5°	7.7	7.7	8.0	8.0	8.0	8.0	8.0	7.9	7.5	7.5
105,0°	7.3	7.3	7.4	7.5	7.5	7.3	7.5	7.2	7.1	7.1
107,5°	6.8	6.8	6.8	6.7	6.7	6.7	6.6	6.6	6.6	6.5
110,0°	6.6	6.4	6.3	6.1	6.1	6.1	6.1	6.1	6.1	5.8

Photometric test report

Family LANTERN CLASSIC LED	Order number: 5XA5245RF14H EAN: 4058352834732	LP number 57126_25
Table of values for luminous intensities		Maximum luminous intensity
		sITeco

C-planes γ	50° 130° 230° 310°	55° 125° 235° 305°	60° 120° 240° 300°	65° 115° 245° 295°	70° 110° 250° 290°	75° 105° 255° 285°	80° 100° 260° 280°	85° 95° 265° 275°	90° 270°	Phi-zone	Total Phi-zone
	Luminous intensity in cd/klm									Luminous flux in lm/klm	
0,0°	26.2	26.2	26.2	26.2	26.2	26.2	26.2	26.2	26.2	0.0	0.0
2,5°	26.2	26.2	26.2	26.1	26.2	26.2	26.2	26.2	26.2	0.3	0.3
5,0°	32.1	31.6	31.6	33.2	33.0	32.7	32.9	33.0	32.8	0.8	1.1
7,5°	41.2	39.7	38.2	39.0	40.2	42.6	44.9	48.5	50.3	1.6	2.7
10,0°	68.4	62.6	56.9	50.8	50.4	61.6	65.6	67.7	65.6	3.0	5.7
12,5°	87.2	76.5	68.2	64.2	68.1	77.3	86.3	94.4	98.8	5.1	10.7
15,0°	119.4	117.6	103.5	93.8	90.0	93.3	113.7	120.6	121.8	7.8	18.5
17,5°	136.8	127.0	115.3	113.7	109.6	118.0	134.0	142.1	141.8	10.9	29.5
20,0°	133.5	128.7	118.3	124.7	112.2	103.8	129.1	140.6	145.5	13.1	42.6
22,5°	132.5	133.5	119.9	130.6	117.0	92.8	114.2	124.2	126.1	15.1	57.7
25,0°	142.6	146.8	128.4	137.2	131.9	109.1	129.2	140.8	141.6	17.4	75.1
27,5°	147.0	143.8	126.7	140.5	135.6	116.9	129.8	150.8	151.6	19.1	94.3
30,0°	154.1	146.8	121.1	133.5	128.5	111.0	109.4	131.6	134.8	20.9	115.2
32,5°	128.6	129.8	123.6	119.4	113.3	105.9	105.6	108.5	105.0	20.0	135.3
35,0°	128.5	131.0	130.2	139.0	119.8	103.6	121.2	129.8	130.9	16.8	152.0
37,5°	147.5	151.4	131.0	149.6	132.6	129.5	147.3	168.8	172.6	20.4	172.5
40,0°	158.2	159.9	147.5	178.5	157.8	164.2	163.6	195.9	201.3	28.2	200.7
42,5°	202.9	194.2	176.0	213.1	178.2	190.6	178.5	212.4	217.0	36.2	236.9
45,0°	243.8	225.6	194.1	226.4	182.6	203.1	182.8	215.3	217.9	43.0	279.9
47,5°	255.3	247.1	202.6	229.5	183.8	206.0	187.5	210.9	212.6	48.7	328.6
50,0°	266.1	256.0	202.3	223.1	182.7	202.2	180.5	205.4	206.7	52.8	381.3
52,5°	268.3	261.8	189.4	208.2	172.5	192.4	176.0	200.7	201.9	55.9	437.3
55,0°	262.6	258.4	173.6	189.7	162.0	177.6	162.9	189.9	193.1	59.0	496.2
57,5°	252.9	248.6	150.9	170.8	149.8	158.9	147.8	172.5	178.0	61.1	557.3
60,0°	237.6	228.5	130.0	152.7	133.0	131.9	128.2	151.3	156.0	61.3	618.6
62,5°	225.3	212.3	103.0	129.9	113.0	108.3	104.3	119.3	129.1	59.5	678.2
65,0°	214.1	191.1	85.7	108.6	89.8	83.9	80.3	88.3	91.8	56.2	734.3
67,5°	192.0	173.1	65.6	90.0	67.0	59.9	58.2	60.9	60.8	53.3	787.7
70,0°	173.8	152.0	53.8	74.6	52.3	39.2	38.7	39.2	40.3	49.7	837.3
72,5°	141.3	123.5	36.8	58.3	43.0	27.7	25.4	24.5	25.5	45.1	882.4
75,0°	112.6	107.1	33.4	44.4	27.0	21.4	18.9	17.9	18.0	36.2	918.6
77,5°	84.4	86.6	22.4	34.3	18.7	16.5	15.1	14.6	14.6	24.1	942.7
80,0°	39.6	43.6	15.8	16.7	13.0	12.3	12.3	12.0	11.8	13.3	956.0
82,5°	21.6	16.5	11.3	11.3	10.2	10.0	10.0	9.9	9.8	8.1	964.0
85,0°	12.1	11.3	9.6	9.3	8.9	8.9	8.7	8.5	8.2	4.5	968.6
87,5°	10.1	9.4	8.1	8.1	8.0	8.1	7.9	7.7	7.5	3.2	971.7
90,0°	8.7	8.2	7.6	7.5	7.5	7.5	7.5	7.3	7.3	2.4	974.1
92,5°	8.4	8.2	8.0	7.5	7.5	7.6	7.5	7.5	7.3	2.3	976.5
95,0°	8.4	8.3	8.0	7.9	7.5	7.9	7.5	7.5	7.3	2.3	978.8
97,5°	8.4	8.1	8.0	7.5	7.5	7.5	7.5	7.4	7.3	2.3	981.0
100,0°	8.0	8.0	7.5	7.5	7.5	7.2	7.1	7.3	7.1	2.2	983.2
102,5°	7.5	7.4	7.1	7.1	6.8	6.7	6.6	6.6	6.6	2.0	985.2
105,0°	7.1	6.7	6.6	6.5	6.4	6.3	6.1	5.9	5.9	1.8	987.0
107,5°	6.4	6.1	6.0	6.0	5.8	5.7	5.7	5.5	5.2	1.6	988.7
110,0°	5.7	5.7	5.7	5.6	5.5	5.4	5.2	5.2	4.8	1.5	990.2

Photometric test report

Family LANTERN CLASSIC LED	Order number: 5XA5245RF14H EAN: 4058352834732	LP number 57126_25
Table of values for luminous intensities		Maximum luminous intensity
		siteco

C-planes	0° 180°	5°	10°	15°	20°	25°	30°	35°	40°	45°
		175° 185° 355°	170° 190° 350°	165° 195° 345°	160° 200° 340°	155° 205° 335°	150° 210° 330°	145° 215° 325°	140° 220° 320°	135° 225° 315°
γ		Luminous intensity in cd/klm								
112,5°	5.9	5.9	5.9	5.9	5.9	6.0	6.1	5.9	5.7	5.7
115,0°	5.9	5.7	5.7	5.7	5.7	5.7	5.9	5.6	5.5	5.5
117,5°	5.5	5.5	5.5	5.5	5.5	5.5	5.5	5.5	5.1	5.2
120,0°	5.5	5.1	5.0	5.0	5.0	5.1	5.2	5.0	5.0	4.9
122,5°	5.0	5.0	5.0	5.0	5.0	5.0	5.0	5.0	4.6	4.7
125,0°	4.1	4.3	4.2	4.1	4.1	4.1	4.2	4.1	4.1	4.1
127,5°	3.2	3.2	3.2	3.2	3.2	3.2	3.2	3.2	3.2	3.2
130,0°	2.7	2.7	2.7	2.7	2.7	2.5	2.5	2.5	2.5	2.4
132,5°	2.3	2.3	2.3	2.3	2.3	2.3	2.3	2.3	2.3	2.3
135,0°	2.3	2.2	2.0	1.9	1.9	1.8	1.8	1.9	1.8	1.8
137,5°	1.8	1.8	1.8	1.8	1.8	1.8	1.8	1.8	1.8	1.8
140,0°	1.4	1.4	1.4	1.4	1.4	1.4	1.4	1.4	1.4	1.4
142,5°	0.9	0.9	0.9	0.9	0.9	0.9	0.9	1.0	0.9	0.9
145,0°	0.9	0.9	0.9	0.9	0.9	0.9	0.9	0.9	0.9	0.9
147,5°	0.9	0.9	0.9	0.9	0.9	0.9	0.9	0.9	0.9	0.9
150,0°	0.0	0.0	0.0	0.0	0.0	0.0	0.0	0.0	0.0	0.0
165,0°	0.0	0.0	0.0	0.0	0.0	0.0	0.0	0.0	0.0	0.0
180,0°	0.0	0.0	0.0	0.0	0.0	0.0	0.0	0.0	0.0	0.0

C-planes	50°	55°	60°	65°	70°	75°	80°	85°	90° 270°	Phi-zone	Total Phi-zone
	130° 230° 310°	125° 235° 305°	120° 240° 300°	115° 245° 295°	110° 250° 290°	105° 255° 285°	100° 260° 280°	95° 265° 275°			
γ		Luminous intensity in cd/klm								Luminous flux in lm/klm	
112,5°	5.5	5.5	5.2	5.2	5.2	5.1	5.1	4.6	3.2	1.4	991.5
115,0°	5.4	5.2	5.1	5.0	5.0	5.0	4.8	4.1	2.3	1.3	992.9
117,5°	5.0	5.0	5.0	5.0	4.8	4.8	4.8	3.6	2.3	1.2	994.1
120,0°	4.9	4.8	4.8	4.7	4.6	4.6	4.3	3.2	2.0	1.1	995.2
122,5°	4.6	4.6	4.6	4.6	4.6	4.3	4.1	2.8	1.8	1.0	996.2
125,0°	4.1	4.1	4.1	4.0	3.9	3.8	3.6	2.5	1.8	0.9	997.1
127,5°	3.2	3.2	3.2	3.2	3.0	2.8	2.7	1.9	1.4	0.7	997.8
130,0°	2.5	2.4	2.3	2.3	2.3	2.3	2.0	1.8	1.4	0.5	998.3
132,5°	2.3	2.3	2.3	2.3	2.3	2.0	1.8	1.4	1.4	0.4	998.7
135,0°	1.8	1.8	1.8	1.8	1.8	1.8	1.4	1.4	0.9	0.4	999.1
137,5°	1.8	1.8	1.6	1.6	1.5	1.4	1.4	1.0	0.9	0.3	999.4
140,0°	1.4	1.4	1.4	1.4	1.4	1.3	0.9	0.9	0.9	0.2	999.6
142,5°	0.9	0.9	0.9	0.9	0.9	0.9	0.9	0.9	0.7	0.2	999.8
145,0°	0.9	0.9	0.9	0.9	0.9	0.9	0.9	0.8	0.9	0.1	999.9
147,5°	0.9	0.9	0.9	0.9	0.9	0.9	0.9	0.9	0.9	0.1	1000.0
150,0°	0.0	0.0	0.0	0.0	0.0	0.0	0.0	0.0	0.0	0.0	1000.0
165,0°	0.0	0.0	0.0	0.0	0.0	0.0	0.0	0.0	0.0	0.0	1000.0
180,0°	0.0	0.0	0.0	0.0	0.0	0.0	0.0	0.0	0.0	0.0	1000.0

Photometric test report

Family LANTERN CLASSIC LED	Order number: 5XA5245RF14H EAN: 4058352834732	LP number 57126_25
---	--	-------------------------------------

Dimming levels table	environmental temperature: 25°C	siteco
-----------------------------	---------------------------------	---------------

Luminous flux %	Dimming level linear	Dimming level logarithmic	Luminous flux [lm]	Power consumption [W]	Power consumption [W]	Power consumption [W]
				start of lifetime	end of lifetime	average
100	254	254	2670	18.5	19.7	19.1
95	241	252	2533	17.5	18.6	18.0
90	229	250	2407	16.6	17.6	17.1
85	216	248	2271	15.6	16.6	16.1
80	203	246	2134	14.7	15.6	15.2
75	190	243	1997	13.7	14.6	14.2
70	178	241	1871	12.8	13.6	13.2
65	165	238	1734	11.9	12.6	12.2
60	152	235	1598	11.0	11.6	11.3
55	140	232	1472	10.1	10.8	10.4
50	127	229	1335	9.3	9.8	9.6
45	114	225	1198	8.4	8.9	8.6
40	102	221	1072	7.7	8.1	7.9
35	89	216	936	6.8	7.2	7.0
30	76	210	799	6.0	6.3	6.2
25	63	203	662	5.2	5.5	5.4
20	51	195	536	4.5	4.7	4.6
18	46	191	484	4.1	4.3	4.2