
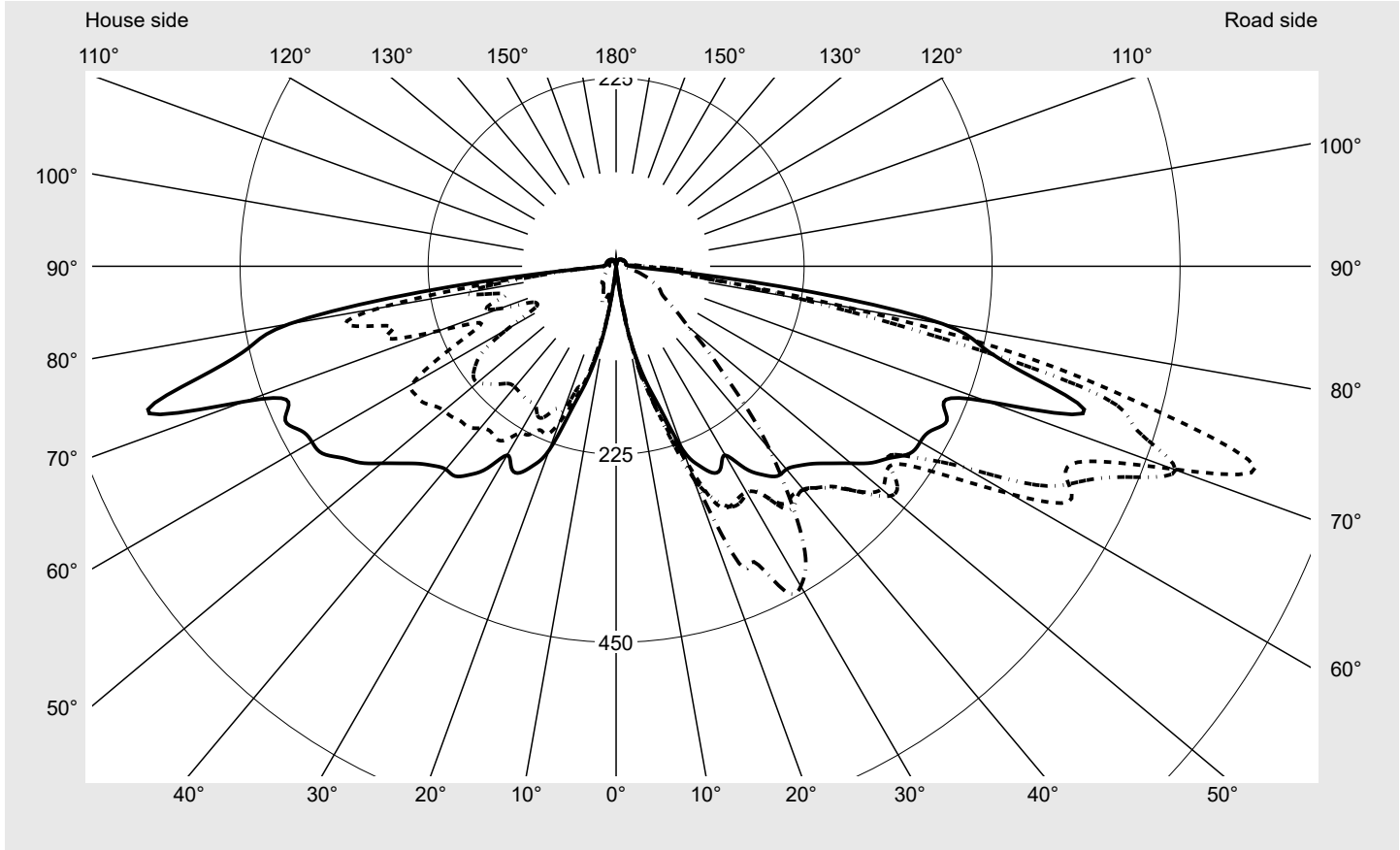


Photometric test report

Family LITEPOLE 1	Order number: 5XA5415FF14HP EAN: 4058352836279	LP number 58100_22
	Version post-top- or mounting to wall arm Optic asymmetric, extremely wide distribution (P1.0a) Cover cover transparent, PMMA Lamps LED 3000 K CRI ≥ 70 Controlgear ECG SITECO iQ Rated values Net luminous flux = 4700 lm Power consumption = 33.6 W Luminous efficacy = 139.9 lm/W	serial documentation 24.05.2022



Luminous intensity in cd/klm C180-0 C190-10 C195-15 C270-90 **Imax: 802 cd/klm**



Luminaire output ratios	
Eta	100.0%
Eta 0° - 90°	93.5%
Eta 90° - 180°	6.5%

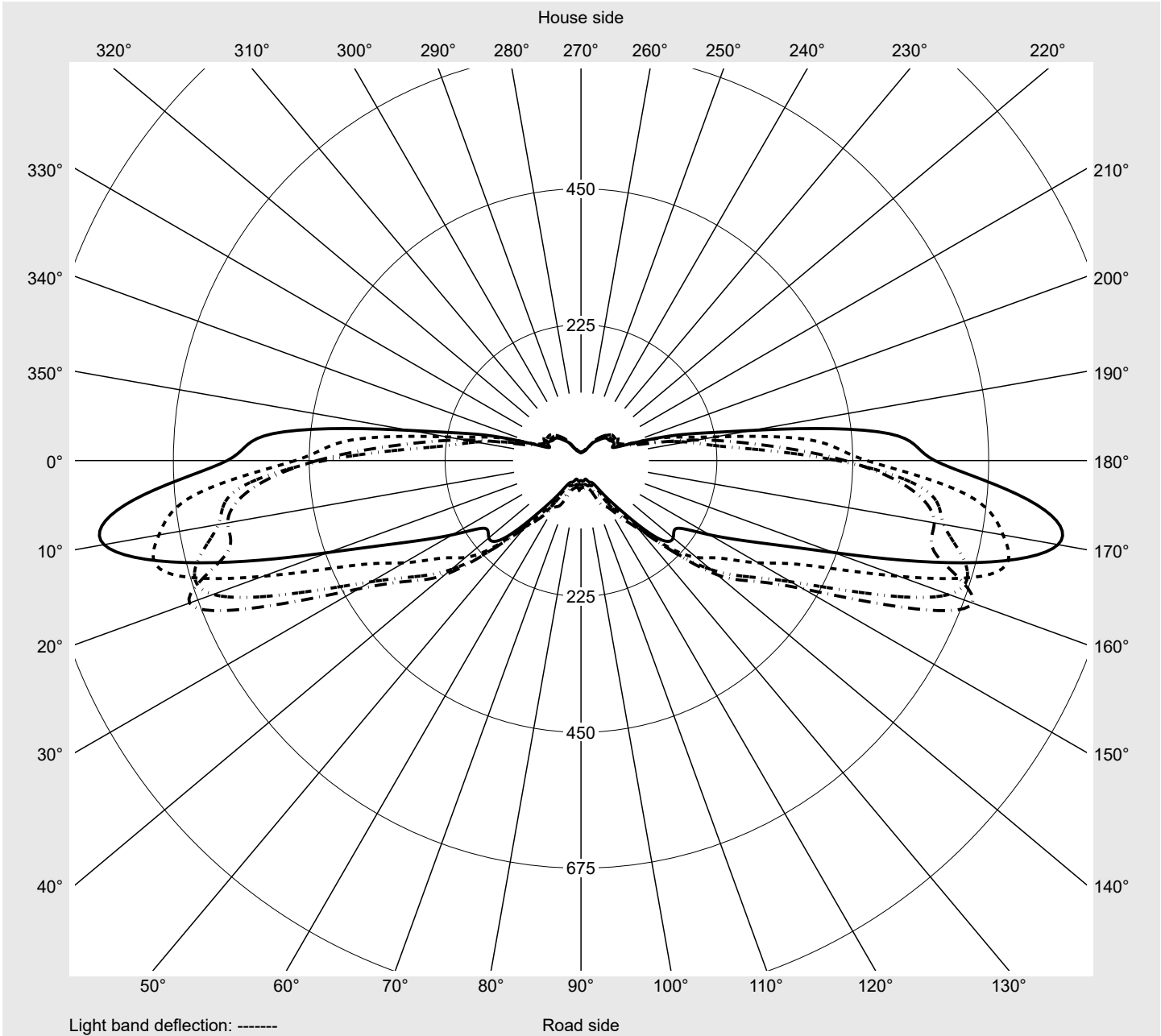
Luminous intensity class acc. to EN13201-2	
Class:	---
Imax 70°	712.7
Imax 80°	397.0
Imax 90°	34.9
Imax >90°	25.5
Imax >95°	12.9

Measurement conditions
DIN EN 13032 and DIN 5032

Photometric test report

Family LITEPOLE 1	Order number: 5XA5415FF14HP EAN: 4058352836279	LP number 58100_22
------------------------------------	---	-------------------------------------

Envelope curve in cd/klm **KMK 72.5°** **KMK 70°** **KMK 67.5°** **KMK 65°** **siteco**



Photometric test report

Family LITEPOLE 1	Order number: 5XA5415FF14HP EAN: 4058352836279	LP number 58100_22
Table of values for luminous intensities		Maximum luminous intensity
		siteco

C-planes	0° 180°	5° 175°	10° 170°	15° 165°	20° 160°	25° 155°	30° 150°	35° 145°	40° 140°	45° 135°	50° 130°	55° 125°	60° 120°
γ	Luminous intensity in cd/klm												
0,0°	1.6	1.6	1.6	1.6	1.6	1.6	1.6	1.6	1.6	1.6	1.6	1.6	1.6
2,5°	1.2	1.3	1.3	1.3	1.3	1.3	1.5	1.5	1.5	1.7	1.7	1.7	1.8
5,0°	3.2	3.2	3.0	2.8	2.8	2.8	2.8	3.0	3.0	3.2	3.3	3.7	3.7
7,5°	19.4	17.9	16.9	16.4	16.2	16.0	16.2	17.2	17.2	17.2	17.7	17.4	17.0
10,0°	71.6	76.8	76.0	74.1	71.5	64.1	58.8	54.4	51.8	50.6	51.9	53.6	53.9
12,5°	114.0	123.2	121.2	116.0	116.9	121.9	120.5	115.2	107.8	102.7	99.7	98.3	99.0
15,0°	148.6	148.1	166.3	163.9	171.8	160.3	164.6	160.1	155.8	168.8	177.8	175.5	170.3
17,5°	183.1	193.8	206.2	214.4	217.9	235.4	217.9	231.1	234.9	222.7	222.2	214.2	221.9
20,0°	234.1	264.9	252.6	268.9	268.3	273.5	244.4	250.6	266.8	264.6	254.8	262.3	272.6
22,5°	257.6	284.8	304.0	299.3	292.0	294.3	276.8	287.1	295.5	296.0	289.8	279.0	292.0
25,0°	272.6	304.2	318.0	317.0	305.3	315.9	304.8	300.7	302.7	305.2	303.2	295.2	302.5
27,5°	271.6	309.0	314.2	319.7	320.0	322.7	326.7	306.5	320.7	302.8	297.5	298.2	306.5
30,0°	261.1	300.8	312.0	313.9	333.4	330.7	326.0	324.2	320.4	302.3	297.2	298.8	293.8
32,5°	286.3	307.2	323.0	321.5	331.7	331.0	328.9	323.2	327.9	305.0	284.1	291.2	286.1
35,0°	304.3	339.4	347.2	355.4	350.6	337.1	333.7	317.4	327.0	306.3	283.8	272.6	254.8
37,5°	316.5	348.4	345.9	353.4	369.4	361.8	343.6	329.4	321.2	305.5	266.9	250.9	236.1
40,0°	317.2	342.9	349.4	348.6	362.9	374.0	351.9	336.1	319.7	294.2	250.7	226.4	219.2
42,5°	323.7	345.4	359.1	359.8	352.8	358.9	349.7	332.6	303.7	277.0	235.2	201.0	200.0
45,0°	334.1	356.3	373.5	375.5	362.4	357.6	343.4	325.7	291.0	256.9	217.4	183.0	180.3
47,5°	349.1	376.8	399.7	401.0	380.5	366.4	341.9	318.9	287.1	236.1	195.3	173.3	169.1
50,0°	366.8	395.0	414.7	427.7	406.7	389.6	353.1	312.2	280.6	211.7	169.3	165.6	160.4
52,5°	386.1	403.7	407.2	422.9	425.5	409.0	362.9	305.3	271.3	196.0	148.7	151.9	147.1
55,0°	400.0	422.2	412.5	397.3	424.5	413.5	361.6	305.5	266.6	190.7	143.1	140.9	133.4
57,5°	416.9	455.4	464.1	426.5	431.6	417.7	357.4	312.4	263.4	186.0	143.9	124.9	114.0
60,0°	420.4	510.5	544.7	481.1	482.5	452.6	360.3	321.2	271.6	188.8	149.9	117.7	102.5
62,5°	425.5	536.6	610.3	566.8	605.8	526.9	390.6	335.4	284.6	197.3	156.4	120.4	101.0
65,0°	436.9	548.9	594.0	610.7	689.8	568.9	424.9	348.4	294.2	209.0	147.7	114.5	90.0
67,5°	424.5	574.3	609.8	658.9	648.4	519.2	401.5	335.1	280.6	208.5	143.6	108.0	69.6
70,0°	473.1	639.9	709.7	712.7	560.4	409.3	338.7	281.8	249.6	200.5	136.6	96.7	58.9
72,5°	585.8	742.7	802.0	654.3	445.2	320.5	245.9	195.5	199.2	183.6	120.7	76.3	48.6
75,0°	518.5	576.6	671.4	602.8	362.9	235.9	158.8	130.6	141.4	136.2	99.7	67.6	41.9
77,5°	450.1	428.0	504.2	404.5	219.2	151.1	117.4	108.7	94.3	76.8	51.6	42.2	32.2
80,0°	397.0	343.9	276.5	221.7	158.9	108.2	87.0	83.5	60.3	47.1	34.2	26.5	24.0
82,5°	236.4	156.4	101.0	102.8	94.5	70.5	67.1	54.9	27.4	22.2	21.7	18.2	17.7
85,0°	69.6	61.2	78.8	95.2	85.6	60.2	50.2	36.1	21.0	15.4	13.2	12.8	13.6
87,5°	25.3	33.4	54.6	71.5	51.8	35.8	31.4	22.3	16.5	13.3	12.1	11.6	11.6
90,0°	16.9	26.9	33.4	34.9	24.6	16.8	16.3	13.8	11.9	11.4	11.0	10.7	10.6
92,5°	14.8	17.8	25.5	21.6	16.8	13.5	12.5	11.4	11.1	10.9	10.7	10.6	10.5
95,0°	13.9	15.7	17.0	14.2	12.3	11.9	11.6	11.3	11.1	10.9	10.7	10.6	10.5
97,5°	12.4	12.7	12.6	12.9	12.1	11.7	11.5	11.3	11.1	10.9	10.7	10.6	10.5
100,0°	12.3	12.3	12.2	12.1	11.9	11.7	11.5	11.3	11.0	10.9	10.7	10.6	10.5
102,5°	12.2	12.3	12.2	12.1	11.9	11.7	11.5	11.3	11.1	10.9	10.7	10.6	10.5
105,0°	12.2	12.2	12.2	12.1	11.9	11.7	11.5	11.3	11.1	10.9	10.7	10.6	10.5
107,5°	12.2	12.2	12.2	12.1	11.9	11.7	11.4	11.2	11.0	10.9	10.7	10.6	10.5
110,0°	12.2	12.2	12.1	12.0	11.9	11.7	11.4	11.2	11.0	10.9	10.7	10.6	10.6
112,5°	12.2	12.2	12.1	12.0	11.8	11.6	11.4	11.2	11.0	10.9	10.8	10.7	10.6

Photometric test report

Family LITEPOLE 1	Order number: 5XA5415FF14HP EAN: 4058352836279	LP number 58100_22
------------------------------------	---	-------------------------------------



Table of values for luminous intensities	Maximum luminous intensity
---	-----------------------------------

C-planes	65° 115°	70° 110°	75° 105°	80° 100°	85° 95°	90°	185° 355°	190° 350°	195° 345°	200° 340°	205° 335°	210° 330°	215° 325°
γ	Luminous intensity in cd/klm												
0,0°	1.6	1.6	1.6	1.6	1.6	1.6	1.6	1.6	1.6	1.6	1.6	1.6	1.6
2,5°	2.0	2.0	2.2	2.2	2.3	2.3	1.3	1.2	1.3	1.3	1.5	1.5	1.5
5,0°	3.7	3.8	4.0	4.0	4.0	4.0	3.5	4.0	4.7	5.2	5.7	6.0	6.3
7,5°	16.4	16.4	16.2	16.4	16.5	16.4	20.5	21.0	21.7	22.4	22.0	22.4	24.0
10,0°	54.1	54.3	55.4	54.9	55.8	58.4	70.8	69.8	64.9	57.4	52.4	47.2	44.7
12,5°	105.5	110.2	117.7	125.0	123.5	128.2	102.2	108.0	100.2	88.1	85.8	90.0	79.0
15,0°	164.6	150.6	151.4	155.9	152.6	156.3	138.4	141.1	147.9	148.7	114.7	110.7	105.7
17,5°	226.2	217.0	207.7	200.7	187.5	189.3	189.0	170.8	152.6	152.8	135.2	123.4	112.9
20,0°	272.8	266.8	266.3	271.5	260.6	264.8	198.7	199.7	184.5	172.8	130.6	127.2	108.2
22,5°	296.0	295.7	305.8	336.6	363.3	385.0	243.4	217.9	184.3	162.9	135.7	121.2	107.5
25,0°	299.0	306.3	332.6	367.9	378.0	390.3	247.2	216.2	197.3	179.6	132.7	121.0	112.4
27,5°	298.3	304.8	331.0	377.3	418.2	438.4	248.2	227.4	202.5	179.5	137.2	124.5	114.4
30,0°	289.1	313.9	350.6	384.5	416.4	442.1	250.6	230.5	192.7	174.8	142.4	127.4	115.5
32,5°	284.0	298.0	328.2	364.3	399.5	422.7	262.6	246.6	192.0	175.5	148.9	138.2	110.5
35,0°	261.3	278.6	300.7	328.0	362.4	383.3	278.8	251.3	191.3	165.8	154.3	136.6	99.5
37,5°	244.6	257.1	279.1	294.7	316.2	332.9	284.8	248.2	189.8	175.1	156.1	120.7	85.3
40,0°	230.4	234.6	244.4	249.1	269.4	285.5	297.8	253.1	188.6	186.6	144.9	96.5	78.3
42,5°	212.5	214.2	215.9	212.5	223.2	234.7	303.0	261.3	190.5	183.6	125.0	80.1	77.8
45,0°	185.5	189.5	184.6	172.0	175.5	182.6	313.7	262.4	199.5	171.6	94.3	71.8	76.6
47,5°	159.9	161.6	157.4	140.9	141.2	146.9	320.4	266.6	208.3	159.3	75.1	71.5	75.6
50,0°	142.6	134.4	128.9	110.4	108.2	113.9	329.0	268.9	216.4	138.6	68.1	70.3	72.5
52,5°	127.5	113.4	108.5	91.3	90.5	95.2	343.2	274.5	215.4	114.0	71.3	69.8	69.1
55,0°	112.4	96.7	91.2	76.5	76.6	79.5	360.8	283.1	205.0	96.3	74.1	68.9	65.4
57,5°	94.0	79.1	75.1	63.9	63.4	67.4	378.1	285.1	187.8	87.3	74.8	66.1	63.8
60,0°	89.3	70.5	66.8	57.3	56.6	62.1	383.1	281.3	150.2	82.0	72.8	67.3	67.8
62,5°	81.5	60.3	55.9	50.8	51.9	58.8	356.9	241.1	111.9	76.5	68.6	70.6	71.8
65,0°	81.6	58.4	48.4	45.1	46.9	53.1	299.5	195.8	104.7	78.0	67.8	70.8	72.0
67,5°	62.8	48.1	43.2	40.1	42.2	46.1	251.8	176.6	114.9	79.5	62.3	65.8	67.3
70,0°	45.7	44.2	38.4	36.2	38.9	40.1	384.5	225.5	148.4	76.1	62.8	64.1	62.3
72,5°	39.7	37.4	32.1	32.7	34.4	33.1	511.8	287.3	161.8	70.0	58.9	61.6	57.8
75,0°	33.2	34.1	30.4	29.0	28.7	27.4	517.2	277.5	138.2	60.9	49.6	53.1	52.4
77,5°	30.7	29.7	27.5	21.9	20.5	19.7	426.9	327.4	151.6	48.9	44.7	48.2	46.9
80,0°	25.4	23.0	23.2	17.0	16.0	15.4	237.9	287.8	181.6	50.8	40.6	41.6	41.4
82,5°	18.0	18.0	18.4	14.5	14.4	12.7	154.1	147.9	114.5	40.2	34.7	33.6	34.1
85,0°	14.5	14.3	13.4	12.1	11.9	11.6	87.7	70.6	51.3	38.3	28.6	29.7	28.0
87,5°	11.6	11.2	10.7	10.5	10.6	10.6	31.1	23.6	24.7	24.6	24.6	27.0	25.4
90,0°	10.5	10.4	10.3	10.3	10.2	10.1	15.0	14.4	15.8	18.7	22.0	23.6	21.4
92,5°	10.4	10.3	10.2	10.1	10.1	10.0	13.7	13.3	14.7	16.7	19.1	19.1	17.0
95,0°	10.3	10.3	10.2	10.1	10.1	10.1	12.8	12.6	13.2	13.9	14.9	14.4	12.9
97,5°	10.4	10.3	10.2	10.2	10.2	10.1	12.3	12.1	12.0	11.9	11.8	11.6	11.1
100,0°	10.4	10.3	10.3	10.2	10.2	10.2	12.2	12.0	11.9	11.6	11.4	11.2	11.0
102,5°	10.4	10.4	10.3	10.3	10.3	10.3	12.2	12.1	11.9	11.7	11.5	11.2	11.0
105,0°	10.5	10.4	10.4	10.4	10.3	10.3	12.2	12.1	11.9	11.7	11.5	11.3	11.1
107,5°	10.5	10.5	10.4	10.4	10.4	10.4	12.2	12.0	11.9	11.7	11.5	11.3	11.1
110,0°	10.5	10.5	10.5	10.4	10.4	10.4	12.1	12.1	11.9	11.8	11.6	11.3	11.1
112,5°	10.5	10.5	10.5	10.5	10.5	10.5	12.1	12.0	11.9	11.8	11.6	11.4	11.1

Photometric test report

Family LITEPOLE 1	Order number: 5XA5415FF14HP EAN: 4058352836279	LP number 58100_22
Table of values for luminous intensities		Maximum luminous intensity
		sitEco

C-planes	220° 320°	225° 315°	230° 310°	235° 305°	240° 300°	245° 295°	250° 290°	255° 285°	260° 280°	265° 275°	270°	Phi-zone	Total Phi-zone
γ	Luminous intensity in cd/klm											Luminous flux in lm/klm	
0,0°	1.6	1.6	1.6	1.6	1.6	1.6	1.6	1.6	1.6	1.6	1.6	0.0	0.0
2,5°	1.5	1.7	1.7	1.7	1.8	1.8	2.0	2.0	2.0	2.2	2.3	0.0	0.0
5,0°	6.5	6.7	6.8	6.8	7.2	7.0	6.8	6.8	6.8	7.0	7.3	0.1	0.1
7,5°	28.0	26.7	26.9	27.4	28.0	27.7	27.0	28.2	27.2	27.2	28.4	0.8	0.9
10,0°	45.6	42.6	43.7	46.6	46.4	45.4	45.1	44.2	43.2	43.9	43.1	2.6	3.5
12,5°	70.1	62.3	61.6	55.3	49.1	45.1	42.9	42.7	41.4	40.1	38.7	5.4	8.9
15,0°	88.5	79.3	71.8	66.9	58.1	49.2	46.1	40.6	37.9	36.4	35.1	8.8	17.8
17,5°	106.5	88.5	87.1	77.3	69.1	57.4	51.9	44.2	43.6	43.4	41.7	13.0	30.8
20,0°	98.0	83.6	82.6	82.0	74.8	61.9	51.3	44.6	44.4	47.4	47.1	17.4	48.1
22,5°	103.3	89.0	84.0	75.8	64.8	51.3	43.2	38.6	40.1	43.2	42.4	21.5	69.6
25,0°	101.7	84.0	71.8	60.9	51.3	43.7	40.6	37.2	36.6	38.2	36.1	24.5	94.1
27,5°	101.0	76.8	61.4	50.3	44.9	41.7	38.7	34.2	33.7	35.1	33.1	27.2	121.3
30,0°	92.2	68.4	55.4	48.4	44.7	41.6	38.6	33.1	31.9	32.1	29.7	29.4	150.7
32,5°	81.0	60.6	55.6	52.4	48.1	43.1	38.6	31.9	31.1	30.7	28.0	31.5	182.2
35,0°	76.3	68.9	62.8	57.3	50.4	43.6	38.1	31.1	28.9	28.4	26.0	33.3	215.5
37,5°	77.3	72.3	66.8	60.4	52.9	45.7	39.4	31.6	28.0	27.0	25.4	34.7	250.2
40,0°	77.6	72.5	66.1	59.6	51.4	44.1	36.9	30.6	27.5	27.5	26.0	35.3	285.5
42,5°	77.6	71.5	64.6	57.9	49.4	42.4	34.9	29.4	26.0	25.7	24.4	35.5	321.0
45,0°	76.1	71.6	65.3	57.4	48.4	40.7	32.4	27.0	23.9	23.2	21.7	35.7	356.7
47,5°	74.8	70.6	64.6	55.8	45.7	37.7	30.1	25.5	22.4	21.5	20.7	36.3	393.0
50,0°	71.6	68.3	62.4	53.4	42.9	34.6	27.5	23.0	20.7	19.9	19.0	36.9	429.9
52,5°	68.6	66.3	60.9	50.9	40.2	31.9	25.5	21.5	19.2	18.5	17.7	37.4	467.3
55,0°	65.3	62.3	57.4	47.2	36.7	29.5	23.9	20.0	18.0	17.4	16.7	37.7	505.0
57,5°	62.1	58.6	55.3	44.9	33.7	27.4	22.0	18.5	16.9	16.2	15.4	38.7	543.7
60,0°	62.1	57.3	52.9	42.7	31.2	25.4	20.5	17.9	16.0	15.4	14.7	41.1	584.8
62,5°	64.1	58.4	51.6	41.2	28.4	23.5	19.7	17.0	15.4	14.7	14.0	44.1	628.9
65,0°	65.4	59.3	50.6	40.7	26.9	22.4	18.9	16.5	15.0	14.4	13.7	45.6	674.5
67,5°	65.9	58.3	49.2	39.4	25.4	21.2	18.2	16.0	14.7	14.0	13.4	44.9	719.5
70,0°	60.6	58.3	49.7	40.7	27.0	19.9	17.7	15.7	14.7	13.7	13.4	46.1	765.5
72,5°	56.6	52.3	43.7	37.1	28.0	19.4	16.9	15.2	14.2	13.4	12.7	45.9	811.5
75,0°	51.1	44.7	38.7	31.9	24.2	17.9	15.7	14.4	13.7	12.7	12.0	39.2	850.7
77,5°	45.2	38.2	31.9	25.4	20.0	16.7	14.9	13.7	12.5	11.5	11.0	30.9	881.6
80,0°	36.7	30.9	26.2	22.9	18.9	16.0	14.2	13.0	11.9	11.2	10.4	23.0	904.6
82,5°	28.7	24.2	21.4	20.4	17.5	15.2	13.7	12.2	11.4	10.5	10.0	13.7	918.3
85,0°	24.6	19.9	18.5	18.5	16.3	14.6	12.9	11.5	10.8	10.1	9.6	9.0	927.3
87,5°	21.4	16.8	15.7	15.8	14.6	13.0	11.8	10.9	10.3	9.7	9.2	5.9	933.2
90,0°	18.0	14.4	12.7	12.8	12.0	11.1	10.6	10.2	9.8	9.1	8.5	4.2	937.4
92,5°	14.4	12.5	11.4	10.8	10.4	10.1	9.9	9.6	9.3	8.6	8.2	3.6	941.0
95,0°	11.7	10.9	10.5	10.2	10.0	9.7	9.5	9.3	9.1	8.5	8.0	3.2	944.1
97,5°	10.8	10.5	10.3	10.1	9.9	9.7	9.5	9.3	9.1	8.5	8.1	3.0	947.1
100,0°	10.8	10.5	10.3	10.1	9.9	9.7	9.6	9.4	9.2	8.6	8.2	2.9	950.0
102,5°	10.8	10.6	10.4	10.2	10.0	9.8	9.6	9.4	9.3	8.7	8.3	2.9	952.9
105,0°	10.9	10.6	10.4	10.2	10.1	9.9	9.7	9.5	9.4	8.8	8.4	2.9	955.8
107,5°	10.9	10.6	10.4	10.2	10.1	9.9	9.7	9.5	9.4	8.9	8.4	2.8	958.6
110,0°	10.9	10.7	10.5	10.3	10.1	9.9	9.8	9.6	9.4	8.9	8.5	2.8	961.4
112,5°	10.9	10.7	10.5	10.3	10.1	10.0	9.8	9.6	9.5	9.0	8.6	2.8	964.2

Photometric test report

Family LITEPOLE 1	Order number: 5XA5415FF14HP EAN: 4058352836279	LP number 58100_22
Table of values for luminous intensities		Maximum luminous intensity
		siteco

C-planes	0° 180°	5° 175°	10° 170°	15° 165°	20° 160°	25° 155°	30° 150°	35° 145°	40° 140°	45° 135°	50° 130°	55° 125°	60° 120°
γ	Luminous intensity in cd/klm												
115,0°	12.2	12.2	12.1	12.0	11.8	11.6	11.4	11.2	11.0	10.9	10.8	10.7	10.6
117,5°	12.1	12.1	12.1	11.9	11.8	11.6	11.4	11.2	11.0	10.9	10.7	10.7	10.6
120,0°	12.1	12.0	12.0	11.9	11.7	11.5	11.3	11.1	11.0	10.8	10.7	10.6	10.6
122,5°	11.9	11.9	11.9	11.8	11.6	11.4	11.2	11.0	10.9	10.8	10.7	10.6	10.5
125,0°	11.8	11.8	11.7	11.6	11.5	11.3	11.1	11.0	10.8	10.7	10.6	10.5	10.5
127,5°	11.6	11.6	11.6	11.5	11.3	11.2	11.0	10.9	10.8	10.7	10.5	10.5	10.4
130,0°	11.5	11.4	11.4	11.3	11.2	11.1	10.9	10.8	10.7	10.6	10.5	10.4	10.3
132,5°	11.3	11.2	11.2	11.2	11.1	10.9	10.8	10.7	10.6	10.5	10.4	10.3	10.2
135,0°	11.0	11.0	11.0	11.0	10.9	10.7	10.6	10.5	10.4	10.4	10.3	10.2	10.2
137,5°	10.8	10.8	10.8	10.7	10.7	10.5	10.5	10.4	10.3	10.2	10.2	10.1	10.1
140,0°	10.5	10.5	10.5	10.5	10.4	10.3	10.3	10.2	10.1	10.1	10.0	10.0	10.0
142,5°	10.3	10.3	10.3	10.3	10.2	10.1	10.1	10.1	10.0	10.0	9.9	9.9	9.9
145,0°	10.2	10.2	10.2	10.2	10.2	10.1	10.1	10.0	9.9	9.9	9.9	9.9	9.9
147,5°	9.9	9.9	10.0	10.0	9.9	9.9	9.9	9.8	9.8	9.8	9.8	9.8	9.8
150,0°	9.6	9.6	9.6	9.6	9.6	9.6	9.7	9.7	9.7	9.7	9.7	9.7	9.8
152,5°	9.2	9.3	9.3	9.3	9.3	9.3	9.4	9.3	9.4	9.4	9.5	9.5	9.4
155,0°	8.9	8.9	9.0	9.0	9.0	9.1	9.2	9.3	9.0	9.1	9.2	9.3	9.1
157,5°	8.4	8.4	8.4	8.4	8.5	8.5	8.7	8.8	8.7	8.8	8.9	9.0	8.8
160,0°	7.8	7.8	7.8	7.8	7.8	7.9	8.0	8.1	8.3	8.5	8.6	8.8	8.5
162,5°	7.0	7.0	7.0	7.0	7.1	7.1	7.2	7.3	7.2	7.3	7.3	7.4	7.2
165,0°	5.8	5.8	5.8	5.8	5.8	5.7	5.7	5.7	5.7	5.7	5.7	5.7	5.5
167,5°	4.9	4.9	4.9	4.9	4.8	4.8	4.7	4.7	4.6	4.5	4.5	4.4	4.3
170,0°	4.0	4.0	4.0	4.0	3.9	3.9	3.8	3.7	3.6	3.5	3.4	3.4	3.3
172,5°	3.2	3.2	3.2	3.2	3.1	3.1	3.0	2.9	2.7	2.6	2.6	2.5	2.4
175,0°	1.8	1.8	1.8	1.8	1.8	1.7	1.7	1.7	1.6	1.6	1.6	1.6	1.6
177,5°	1.2	1.2	1.2	1.2	1.2	1.2	1.2	1.2	1.2	1.2	1.2	1.2	1.2
180,0°	0.0	0.0	0.0	0.0	0.0	0.0	0.0	0.0	0.0	0.0	0.0	0.0	0.0

Photometric test report

Family LITEPOLE 1	Order number: 5XA5415FF14HP EAN: 4058352836279	LP number 58100_22
------------------------------------	---	-------------------------------------



Table of values for luminous intensities	Maximum luminous intensity
---	-----------------------------------

C-planes	65° 115°	70° 110°	75° 105°	80° 100°	85° 95°	90°	185° 355°	190° 350°	195° 345°	200° 340°	205° 335°	210° 330°	215° 325°
γ	Luminous intensity in cd/klm												
115,0°	10.6	10.5	10.5	10.5	10.5	10.5	12.1	12.1	12.0	11.8	11.6	11.4	11.2
117,5°	10.5	10.5	10.5	10.5	10.5	10.5	12.1	12.0	11.9	11.8	11.6	11.4	11.2
120,0°	10.5	10.5	10.5	10.5	10.5	10.5	12.0	12.0	11.9	11.7	11.6	11.4	11.2
122,5°	10.5	10.5	10.5	10.4	10.4	10.4	11.9	11.8	11.8	11.7	11.5	11.3	11.1
125,0°	10.4	10.4	10.4	10.4	10.4	10.4	11.7	11.7	11.6	11.5	11.4	11.2	11.0
127,5°	10.4	10.4	10.4	10.4	10.4	10.4	11.6	11.5	11.5	11.4	11.2	11.1	10.9
130,0°	10.3	10.3	10.3	10.3	10.3	10.3	11.4	11.4	11.3	11.2	11.1	10.9	10.7
132,5°	10.2	10.2	10.3	10.2	10.2	10.2	11.3	11.2	11.1	11.0	10.9	10.7	10.6
135,0°	10.1	10.1	10.2	10.1	10.1	10.1	11.0	11.0	10.9	10.8	10.7	10.5	10.4
137,5°	10.0	10.0	10.1	10.0	10.0	9.9	10.8	10.7	10.6	10.6	10.4	10.3	10.1
140,0°	9.9	9.9	9.9	9.9	9.8	9.8	10.5	10.4	10.4	10.3	10.2	10.0	9.9
142,5°	9.9	9.8	9.8	9.8	9.7	9.7	10.3	10.2	10.1	10.1	9.9	9.8	9.7
145,0°	9.8	9.8	9.8	9.8	9.7	9.7	10.2	10.1	10.0	10.0	9.8	9.7	9.5
147,5°	9.8	9.7	9.7	9.7	9.6	9.6	9.9	9.9	9.8	9.7	9.6	9.4	9.3
150,0°	9.7	9.7	9.6	9.5	9.4	9.5	9.6	9.5	9.5	9.4	9.3	9.1	9.0
152,5°	9.3	9.3	9.2	9.3	9.3	9.3	9.2	9.2	9.1	9.0	8.9	8.8	8.6
155,0°	9.2	9.3	8.9	9.0	9.1	9.1	8.8	8.8	8.8	8.7	8.6	8.5	8.4
157,5°	8.6	8.8	8.5	8.7	8.9	8.9	8.3	8.3	8.2	8.2	8.1	8.0	7.9
160,0°	7.9	8.0	8.1	8.5	8.7	8.7	7.7	7.6	7.6	7.5	7.5	7.4	7.3
162,5°	7.0	7.1	6.9	7.2	7.4	7.4	6.9	6.9	6.9	6.8	6.8	6.7	6.7
165,0°	5.2	5.3	5.4	5.5	5.6	5.6	5.7	5.7	5.7	5.6	5.6	5.6	5.6
167,5°	4.1	4.2	4.3	4.3	4.3	4.3	4.8	4.8	4.8	4.7	4.8	4.7	4.7
170,0°	3.2	3.2	3.3	3.3	3.2	3.2	4.0	3.9	3.9	3.9	3.9	3.9	3.9
172,5°	2.4	2.4	2.5	2.4	2.4	2.4	3.2	3.1	3.1	3.1	3.2	3.1	3.2
175,0°	1.6	1.6	1.7	1.7	1.7	1.7	1.8	1.7	1.7	1.7	1.8	1.8	1.8
177,5°	1.2	1.2	1.2	1.2	1.3	1.3	1.2	1.2	1.2	1.2	1.2	1.2	1.2
180,0°	0.0	0.0	0.0	0.0	0.0	0.0	0.0	0.0	0.0	0.0	0.0	0.0	0.0

Photometric test report

Family LITEPOLE 1	Order number: 5XA5415FF14HP EAN: 4058352836279	LP number 58100_22
Table of values for luminous intensities		Maximum luminous intensity
		sITeco

C-planes	220° 320°	225° 315°	230° 310°	235° 305°	240° 300°	245° 295°	250° 290°	255° 285°	260° 280°	265° 275°	270°	Phi-zone	Total Phi-zone
γ	Luminous intensity in cd/klm											Luminous flux in lm/klm	
115,0°	11.0	10.8	10.5	10.4	10.2	10.1	9.9	9.7	9.5	9.1	8.7	2.7	966.9
117,5°	11.0	10.8	10.5	10.4	10.2	10.0	9.9	9.7	9.5	9.1	8.7	2.7	969.5
120,0°	10.9	10.7	10.5	10.3	10.2	10.0	9.8	9.7	9.5	9.1	8.7	2.6	972.1
122,5°	10.9	10.7	10.4	10.2	10.1	9.9	9.8	9.6	9.4	9.1	8.7	2.5	974.6
125,0°	10.8	10.6	10.3	10.1	10.0	9.9	9.7	9.5	9.3	9.0	8.7	2.4	977.0
127,5°	10.7	10.5	10.3	10.1	9.9	9.7	9.6	9.3	9.2	9.0	8.6	2.3	979.3
130,0°	10.5	10.3	10.1	10.0	9.8	9.6	9.5	9.2	9.1	8.9	8.6	2.2	981.5
132,5°	10.4	10.2	10.0	9.8	9.6	9.5	9.3	9.1	9.0	8.7	8.4	2.1	983.6
135,0°	10.2	10.0	9.8	9.6	9.5	9.3	9.1	8.9	8.8	8.5	8.1	2.0	985.6
137,5°	10.0	9.8	9.6	9.4	9.3	9.1	8.9	8.7	8.5	8.2	7.9	1.9	987.5
140,0°	9.7	9.5	9.4	9.2	9.0	8.9	8.6	8.4	8.2	7.8	7.6	1.7	989.2
142,5°	9.5	9.3	9.2	9.0	8.8	8.7	8.4	8.1	7.9	7.5	7.4	1.6	990.8
145,0°	9.4	9.2	9.1	8.9	8.7	8.6	8.4	7.9	7.6	7.3	7.3	1.5	992.3
147,5°	9.1	9.0	8.9	8.7	8.5	8.4	8.1	7.6	7.2	6.9	7.0	1.4	993.7
150,0°	8.8	8.7	8.6	8.4	8.2	8.0	7.8	7.2	6.8	6.6	6.7	1.2	994.9
152,5°	8.5	8.4	8.3	8.1	7.9	7.7	7.4	6.8	6.3	6.2	6.3	1.1	996.0
155,0°	8.3	8.1	8.0	7.9	7.5	7.2	6.7	6.2	5.9	5.8	5.8	1.0	997.0
157,5°	7.8	7.7	7.6	7.4	7.0	6.6	6.2	5.6	5.4	5.3	5.3	0.8	997.8
160,0°	7.3	7.1	7.0	6.9	6.5	6.0	5.5	5.1	4.8	4.8	4.8	0.7	998.5
162,5°	6.6	6.5	6.4	6.2	5.8	5.4	4.9	4.5	4.3	4.3	4.2	0.5	999.1
165,0°	5.5	5.4	5.2	5.1	4.8	4.4	4.0	3.7	3.5	3.4	3.4	0.4	999.4
167,5°	4.7	4.5	4.4	4.2	4.0	3.7	3.3	3.1	2.9	2.8	2.8	0.3	999.7
170,0°	3.9	3.8	3.6	3.5	3.3	3.0	2.7	2.6	2.4	2.3	2.3	0.2	999.9
172,5°	3.1	3.0	2.9	2.8	2.6	2.4	2.2	2.1	2.0	1.9	1.8	0.1	1000.0
175,0°	1.8	1.7	1.7	1.7	1.6	1.5	1.4	1.3	1.3	1.2	1.2	0.0	1000.0
177,5°	1.2	1.2	1.2	1.2	1.2	1.1	1.1	1.1	1.0	1.0	1.0	0.0	1000.0
180,0°	0.0	0.0	0.0	0.0	0.0	0.0	0.0	0.0	0.0	0.0	0.0	0.0	1000.0

Photometric test report

Family LITEPOLE 1	Order number: 5XA5415FF14HP EAN: 4058352836279	LP number 58100_22
-----------------------------	---	------------------------------

Dimming levels table	environmental temperature: 25°C	siteco
-----------------------------	---------------------------------	---------------

Luminous flux %	Dimming level linear	Dimming level logarithmic	Luminous flux [lm]	Power consumption [W]	Power consumption [W]	Power consumption [W]
				start of lifetime	end of lifetime	average
100	254	254	4700	33.6	35.9	34.8
95	241	252	4459	31.3	33.5	32.4
90	229	250	4237	29.4	31.4	30.4
85	216	248	3997	27.3	29.2	28.2
80	203	246	3756	25.4	27.1	26.2
75	190	243	3516	23.5	25.1	24.3
70	178	241	3294	21.9	23.3	22.6
65	165	238	3053	20.1	21.4	20.8
60	152	235	2813	18.4	19.5	19.0
55	140	232	2591	16.8	17.9	17.4
50	127	229	2350	15.2	16.2	15.7
45	114	225	2109	13.7	14.5	14.1
40	102	221	1887	12.2	13.0	12.6
35	89	216	1647	10.7	11.3	11.0
30	76	210	1406	9.2	9.7	9.4
25	63	203	1166	7.8	8.2	8.0
20	51	195	944	6.6	6.9	6.8
15	38	184	703	5.2	5.5	5.4
11	28	173	518	4.1	4.4	4.2