

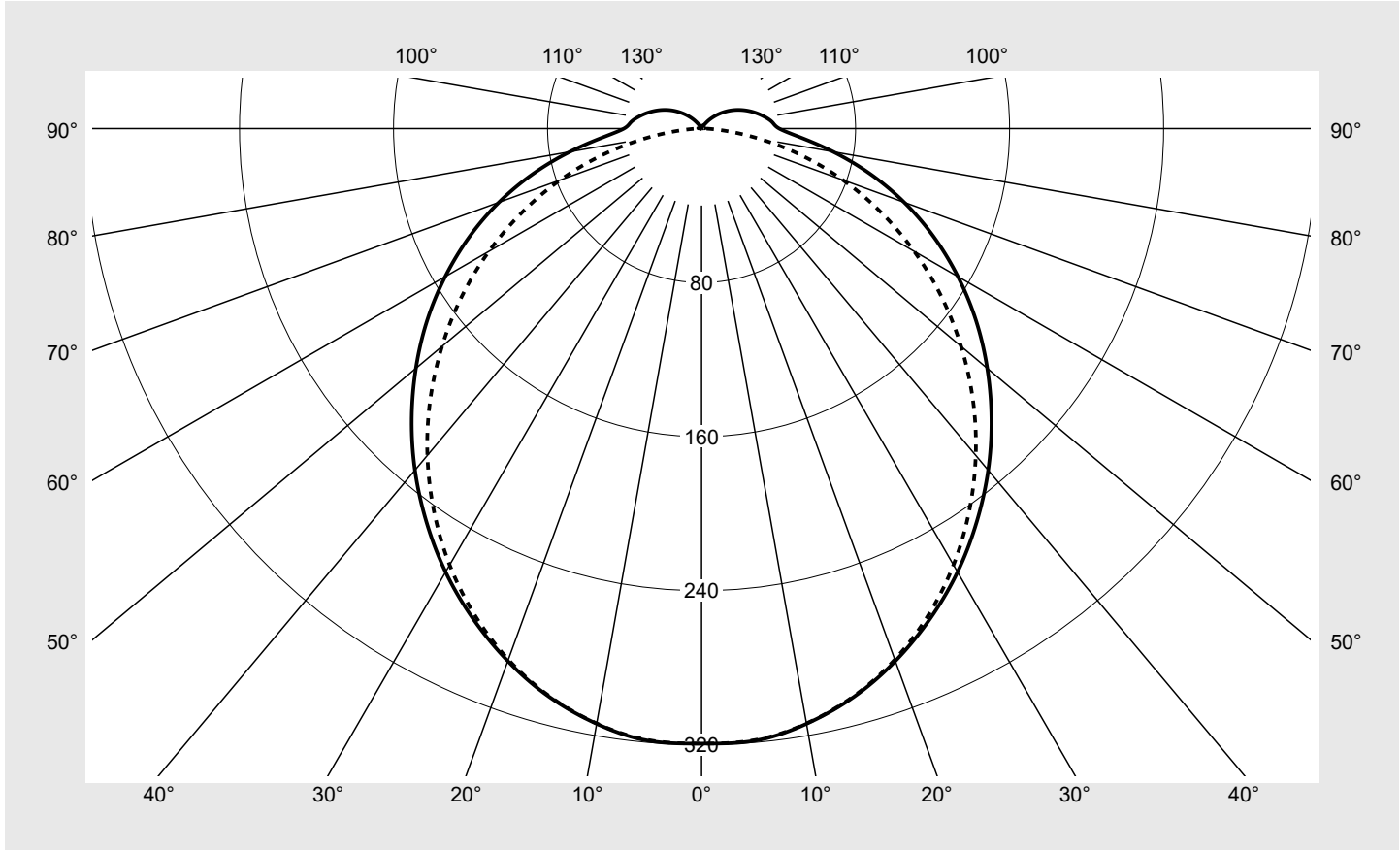


# Photometric test report

<b>Family</b> <b>Monsun® 21</b>	<b>Order number: 51FB20DP460B</b> <b>EAN: 4058352520253</b>	<b>LP number</b> <b>59060_57</b>
	<b>Version</b> prismatic diffuser, opal, polycarbonate, wide distribution <b>Lamps</b> LED 4000 K   CRI ≥ 80 <b>Controlgear</b> ECG-DALI <b>Rated values</b> Net luminous flux = 5460 lm Power consumption = 39.4 W Luminous efficacy = 138.6 lm/W	<b>serial documentation</b> <b>17.06.2021</b>
		

Luminous intensity in cd/klm C180-0 C270-90 **Imax: 319 cd/klm**



Classifications	
DIN 5040	A 4 1
CIE	N1=45 N2=75 N3=93 N4=94 N5=100

Luminaire light output ratios	
$\eta_{LB}$	100.0%
$\phi_u$	93.7%
$\phi_o$	6.3%

Measurement conditions
DIN EN 13032 and DIN 5032

## Photometric test report

<b>Family</b> <b>Monsun® 21</b>	<b>Order number: 51FB20DP460B</b> <b>EAN: 4058352520253</b>	<b>LP number</b> <b>59060_57</b>
<b>Table of values for luminous intensities</b>		<b>Maximum luminous intensity</b>
		<b>siteco</b>

C-planes γ	0° 180°	15°	30°	45°	60°	75°	90° 270°	Phi-zone	Total Phi-zone
		165° 195° 345°	150° 210° 330°	135° 225° 315°	120° 240° 300°	105° 255° 285°			
Luminous intensity in cd/klm							Luminous flux in lm/klm		
0°	319.4	319.4	319.4	319.4	319.4	319.4	319.4	1.9	1.9
5°	319.1	317.8	316.0	317.2	318.6	318.6	318.8	15.2	17.1
10°	313.9	312.8	311.0	312.1	313.5	313.5	313.7	29.8	46.9
15°	305.6	304.7	302.7	303.7	305.0	304.9	305.2	43.2	90.1
20°	294.3	293.5	291.4	292.2	293.3	293.1	293.5	54.9	145.0
25°	280.9	280.2	277.7	277.9	278.8	278.5	278.8	64.6	209.6
30°	265.9	265.3	262.4	261.6	261.9	261.4	261.7	72.0	281.6
35°	249.2	248.5	245.6	243.7	242.9	242.2	242.4	77.0	358.5
40°	231.6	230.8	227.5	224.6	222.7	221.4	221.6	79.5	438.0
45°	212.9	211.8	208.5	204.2	201.3	199.0	199.4	79.5	517.5
50°	193.7	192.3	188.8	183.7	179.4	175.9	176.0	77.3	594.9
55°	174.1	172.4	168.8	162.7	157.2	152.3	152.1	73.1	667.9
60°	153.8	152.1	148.1	141.4	134.9	128.8	127.5	66.9	734.9
65°	133.1	131.4	127.0	119.9	112.8	105.5	102.8	59.2	794.0
70°	112.0	110.4	105.0	98.0	90.2	82.2	78.2	49.9	843.9
75°	90.5	88.8	83.0	75.7	67.3	58.8	53.6	39.3	883.2
80°	69.4	67.4	62.0	54.0	45.3	36.4	30.4	28.3	911.6
85°	51.2	49.1	43.8	35.9	26.7	17.7	11.3	18.6	930.2
90°	40.3	38.3	33.0	25.3	16.4	7.5	1.9	12.9	943.1
95°	36.9	35.1	30.2	22.8	14.1	5.6	1.6	11.6	954.7
100°	33.7	31.9	27.1	20.1	11.9	4.0	1.5	10.1	964.8
105°	30.1	28.5	23.8	17.3	9.5	2.6	1.3	8.6	973.4
110°	26.5	24.6	20.5	14.4	7.3	1.5	1.2	7.1	980.4
115°	22.8	21.1	17.3	11.6	5.2	1.3	1.2	5.7	986.1
120°	19.1	17.5	14.1	8.9	3.4	1.3	1.1	4.4	990.5
125°	15.4	13.9	10.8	6.2	1.7	1.2	1.0	3.2	993.6
130°	11.8	10.5	7.7	3.9	1.4	1.2	1.0	2.2	995.8
135°	8.3	7.2	5.0	2.0	1.4	1.2	1.1	1.4	997.2
140°	5.1	4.3	2.5	1.6	1.3	1.1	1.0	0.8	998.0
145°	2.4	2.0	1.8	1.6	1.4	1.2	1.2	0.5	998.5
150°	1.9	1.9	1.8	1.5	1.4	1.3	1.2	0.4	999.0
155°	1.8	1.8	1.6	1.5	1.4	1.3	1.3	0.4	999.3
160°	1.6	1.6	1.5	1.5	1.4	1.4	1.3	0.3	999.6
165°	1.5	1.5	1.4	1.4	1.4	1.4	1.3	0.2	999.8
170°	1.4	1.4	1.4	1.4	1.4	1.4	1.3	0.1	999.9
175°	1.3	1.3	1.3	1.4	1.4	1.4	1.3	0.1	1000.0
180°	1.3	1.3	1.3	1.3	1.3	1.3	1.3	0.0	1000.0

## Photometric test report

Family <b>Monsun® 21</b>	Order number: <b>51FB20DP460B</b> EAN: <b>4058352520253</b>	LP number <b>59060_57</b>
-----------------------------	--	------------------------------

<b>UGR-Table</b>	<b>Standard room</b>	<b>siteco</b>
------------------	----------------------	---------------

Reflection factor of ceiling	0.7	0.7	0.5	0.5	0.3	0.7	0.7	0.5	0.5	0.3	
Reflection factor of walls	0.5	0.3	0.5	0.3	0.3	0.5	0.3	0.5	0.3	0.3	
Reflection factor of floor	0.2	0.2	0.2	0.2	0.2	0.2	0.2	0.2	0.2	0.2	
Room dimensions	View crosswise (C0)					View endwise (C90)					
x	y										
2H	2H	20.0	21.7	20.4	22.0	22.4	19.8	21.5	20.2	21.8	22.2
	3H	21.8	23.4	22.2	23.7	24.1	21.4	22.9	21.7	23.3	23.6
	4H	22.6	24.1	23.0	24.5	24.8	22.0	23.5	22.4	23.8	24.2
	6H	23.4	24.7	23.8	25.1	25.5	22.4	23.8	22.8	24.1	24.5
	8H	23.7	25.0	24.1	25.4	25.8	22.5	23.8	23.0	24.2	24.6
	12H	24.0	25.2	24.4	25.6	26.0	22.6	23.8	23.0	24.2	24.6
4H	2H	20.7	22.2	21.1	22.6	22.9	20.6	22.1	21.0	22.4	22.8
	3H	22.7	24.0	23.2	24.4	24.8	22.3	23.6	22.8	24.0	24.4
	4H	23.7	24.9	24.1	25.3	25.7	23.1	24.2	23.5	24.6	25.1
	6H	24.6	25.6	25.0	26.0	26.5	23.6	24.6	24.1	25.1	25.5
	8H	25.0	25.9	25.4	26.3	26.8	23.8	24.7	24.2	25.2	25.6
	12H	25.3	26.2	25.8	26.6	27.1	23.9	24.7	24.4	25.2	25.7
8H	4H	24.0	25.0	24.5	25.4	25.9	23.5	24.4	24.0	24.9	25.3
	6H	25.1	25.9	25.6	26.3	26.8	24.2	25.0	24.7	25.4	25.9
	8H	25.6	26.3	26.1	26.8	27.3	24.4	25.1	24.9	25.6	26.1
	12H	26.1	26.7	26.6	27.2	27.7	24.6	25.2	25.1	25.7	26.2
12H	4H	24.1	24.9	24.6	25.4	25.9	23.6	24.4	24.1	24.9	25.4
	6H	25.2	25.9	25.7	26.3	26.9	24.3	25.0	24.8	25.5	26.0
	8H	25.7	26.3	26.2	26.8	27.3	24.6	25.2	25.1	25.7	26.2

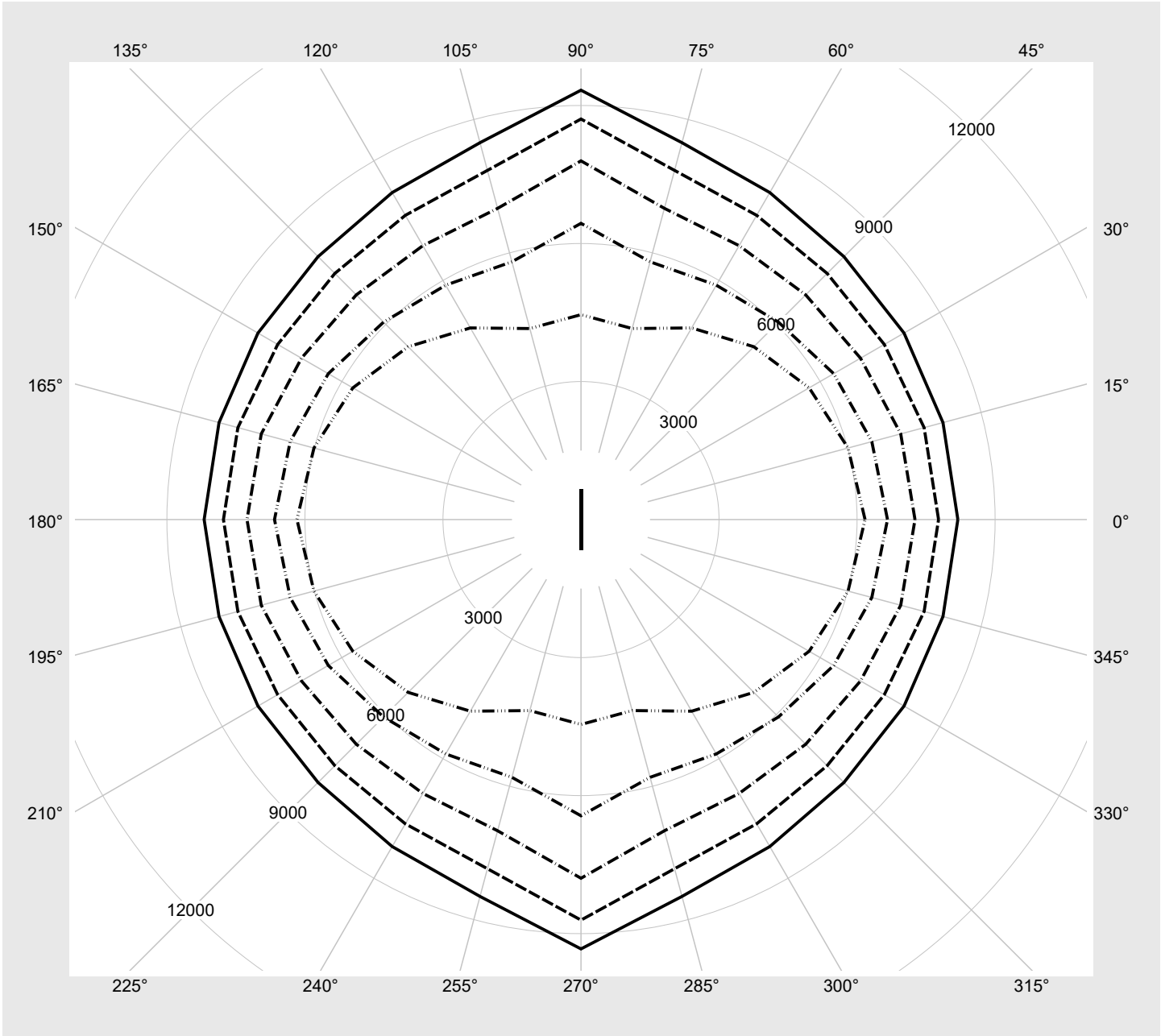
<b>Luminance table</b>	<b>Max. for <math>\gamma \geq 65^\circ</math></b>	<b>Photometric dimensions in mm:</b>	<b>L = 1590</b>	<b>H(C0) = 21</b>	<b>H(C180) = 21</b>
			<b>B = 87</b>	<b>H(C90) = 21</b>	<b>H(C270) = 21</b>

C-planes	$\gamma$	Luminance in cd/m <sup>2</sup>							
		0° 180°	15° 165° 195° 345°	30° 150° 210° 330°	45° 135° 225° 315°	60° 120° 240° 300°	75° 105° 255° 285°	90° 270°	
45°		9575.5	9562.3	9573.1	9661.0	9922.9	10330.4	10983.3	
50°		9237.8	9210.7	9225.2	9288.9	9518.2	9911.1	10638.0	
55°		8909.8	8866.1	8879.4	8905.9	9100.4	9463.6	10271.7	
60°		8559.2	8516.0	8512.4	8511.4	8667.5	8994.2	9840.7	
65°		8190.6	8144.7	8107.4	8081.8	8207.0	8480.4	9332.2	
70°		7771.2	7720.6	7612.6	7565.9	7635.8	7857.1	8705.8	
75°		7259.0	7194.3	7015.4	6906.5	6874.2	7002.9	7796.0	
80°		6661.5	6543.9	6342.3	6068.8	5882.3	5800.6	6438.4	
85°		6173.9	6008.7	5725.7	5312.4	4809.6	4298.4	4453.4	

**Photometric test report**

<b>Family</b> <b>Monsun® 21</b>	<b>Order number: 51FB20DP460B</b> <b>EAN: 4058352520253</b>	<b>LP number</b> <b>59060_57</b>
------------------------------------	--	-------------------------------------

**Luminance values in cd/m<sup>2</sup>**     γ 65°   γ 70°   γ 75°   γ 80°   γ 85°     **siteco**



## Photometric test report

<b>Family</b> <b>Monsun® 21</b>	<b>Order number: 51FB20DP460B</b> <b>EAN: 4058352520253</b>	<b>LP number</b> <b>59060_57</b>
------------------------------------	--	-------------------------------------

<b>Dimming levels table</b>	environmental temperature: 25°C	<b>sITeco</b>
-----------------------------	---------------------------------	---------------

Luminous flux %	Dimming level linear	Dimming level logarithmic	Luminous flux [lm]	Power consumption [W]
100	254	254	5460	39.4
95	240	252	5180	37.2
90	227	250	4916	35.1
85	213	248	4632	33.0
80	200	245	4364	31.0
75	187	243	4094	29.1
70	174	240	3822	27.1
65	161	237	3548	25.1
60	148	234	3271	23.2
55	136	231	3013	21.5
50	123	227	2733	19.6
45	110	223	2450	17.7
40	98	219	2187	16.0
35	85	214	1900	14.1
30	73	208	1634	12.4
25	61	202	1368	10.6
20	49	194	1098	8.8
15	37	183	826	7.2
10	25	169	553	5.6
5	13	145	278	4.0
3	7	122	139	3.2