
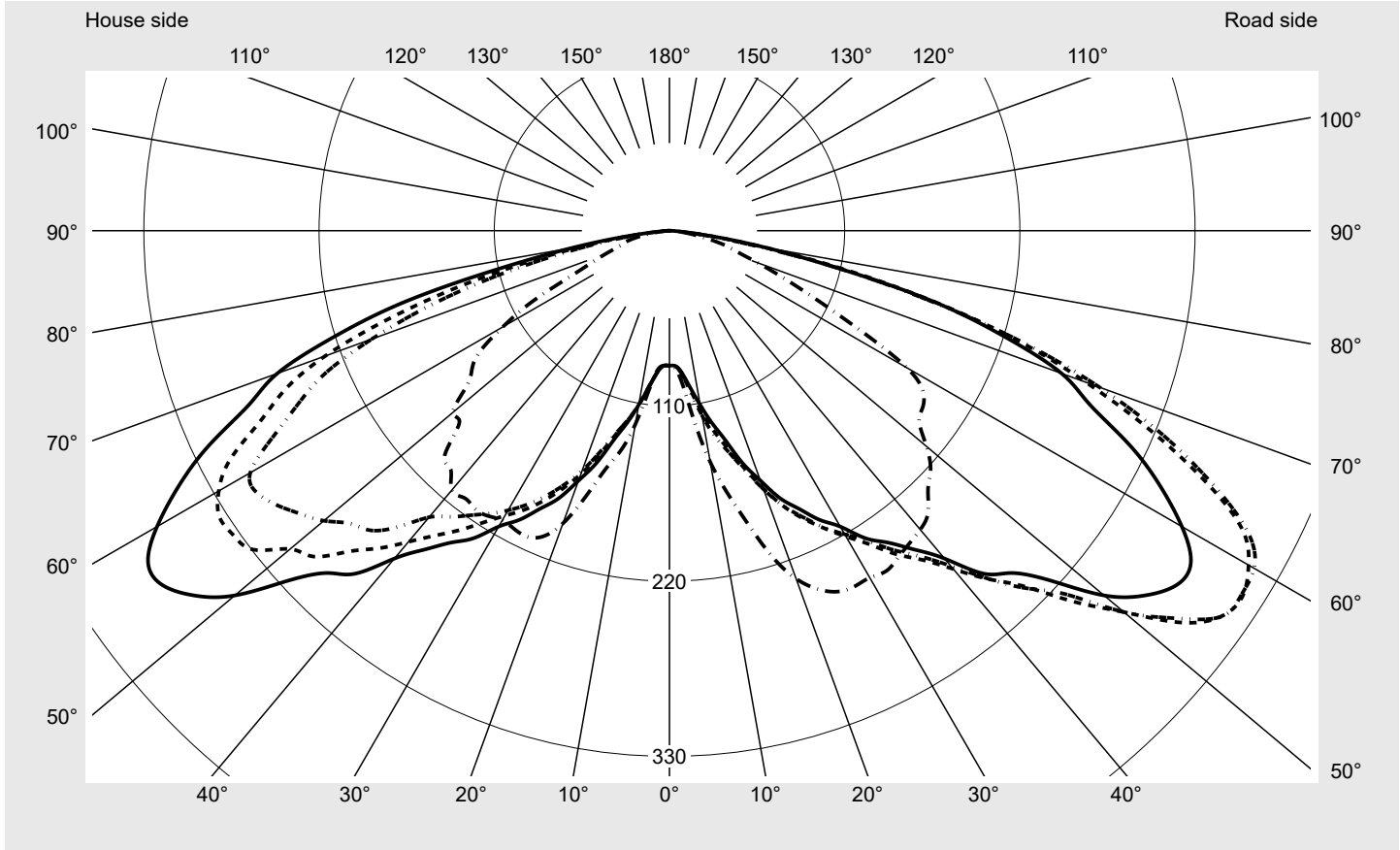


Photometric test report

Family DL® 20 LED	Order number: 5XA512832R008 EAN: 4058352546352	LP number 59488_24
	Version post-top mounting Optic asymmetric, extremely wide distribution (P1.0a) Cover toughened safety glass Lamps LED 2200 K CRI ≥ 70 Controlgear ECG Plus Rated values Net luminous flux = 3030 lm Power consumption = 30.4 W Luminous efficacy = 99.7 lm/W	serial documentation 07.12.2023



Luminous intensity in cd/klm C180-0 C190-10 C195-15 C270-90 **Imax: 427 cd/klm**



Luminaire output ratios

Eta	100.0%
Eta 0° - 90°	100.0%
Eta 90° - 180°	0.0%

Luminous intensity class acc. to EN13201-2

Class:	G6
Imax 70°	291.0
Imax 80°	62.7
Imax 90°	0.0
Imax >90°	0.0
Imax >95°	0.0

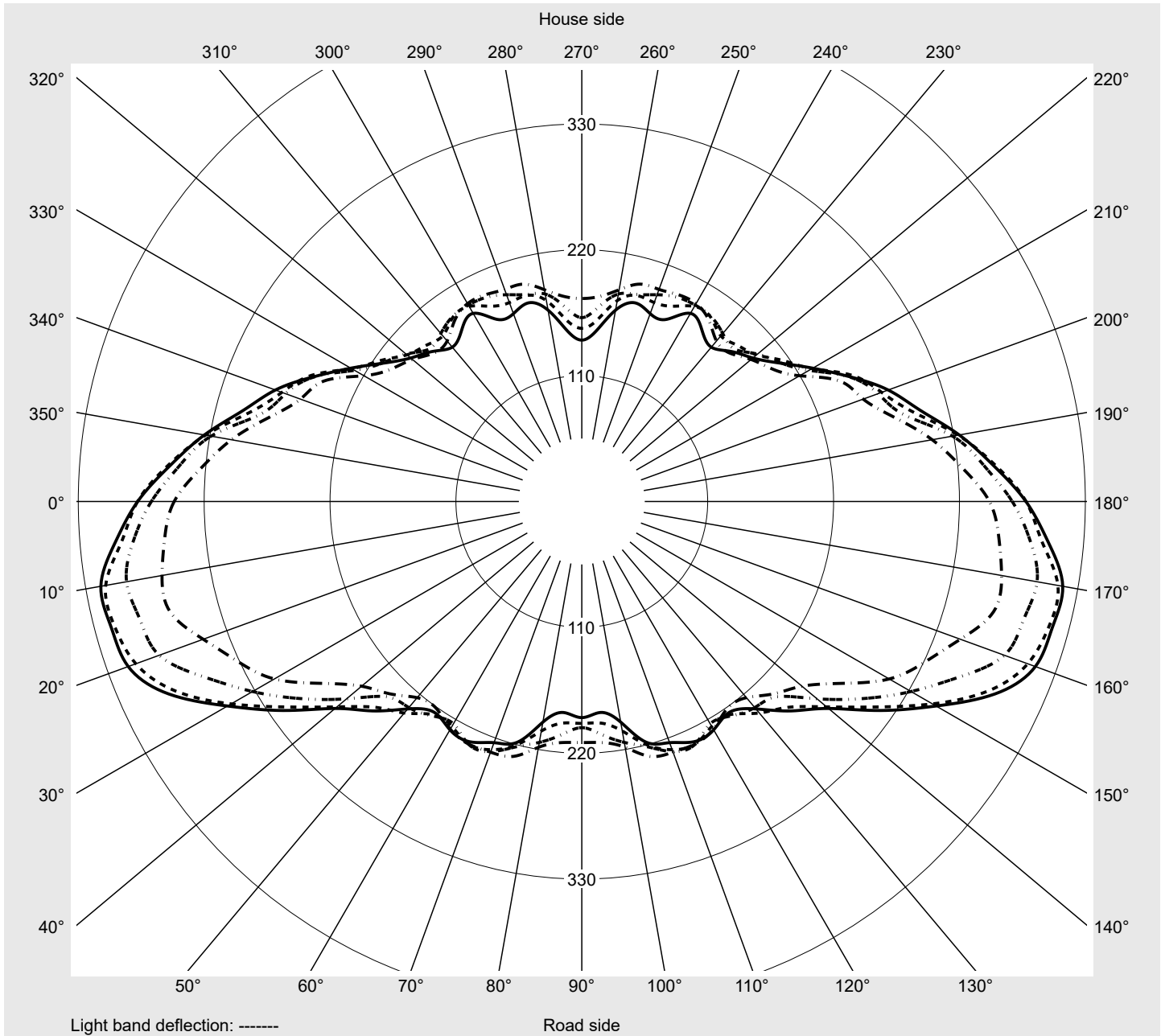
Measurement conditions

DIN EN 13032 and DIN 5032

Photometric test report

Family DL® 20 LED	Order number: 5XA512832R008 EAN: 4058352546352	LP number 59488_24
------------------------------------	---	-------------------------------------

Envelope curve in cd/klm **KMK 57.5°** **KMK 55°** **KMK 52.5°** **KMK 50°** **siteco**



Photometric test report

Family DL® 20 LED	Order number: 5XA512832R008 EAN: 4058352546352	LP number 59488_24
Table of values for luminous intensities		Maximum luminous intensity
siteco		

C-planes	0° 180°	5° 175°	10° 170°	15° 165°	20° 160°	25° 155°	30° 150°	35° 145°	40° 140°	45° 135°	50° 130°	55° 125°	60° 120°
γ	Luminous intensity in cd/klm												
0,0°	84.7	84.7	84.7	84.7	84.7	84.7	84.7	84.7	84.7	84.7	84.7	84.7	84.7
2,5°	85.0	85.0	85.0	85.2	85.3	85.2	85.4	85.5	85.6	85.8	85.9	85.9	86.3
5,0°	89.6	90.0	90.3	90.7	91.2	91.5	92.1	92.8	93.3	94.0	94.6	95.0	95.9
7,5°	99.2	100.0	100.9	102.4	103.9	105.3	107.1	108.9	110.4	112.3	113.5	114.8	116.5
10,0°	111.0	113.0	115.1	117.8	120.6	123.2	126.3	128.3	130.1	132.8	133.7	135.2	138.1
12,5°	123.8	126.0	128.8	132.2	135.0	137.9	141.4	142.9	144.3	146.7	147.1	148.7	152.2
15,0°	136.5	139.0	141.6	144.0	145.8	149.2	153.2	155.7	158.6	162.2	163.6	166.4	170.9
17,5°	153.2	154.7	156.3	157.7	160.1	164.8	170.0	174.1	178.6	183.3	186.6	191.1	196.4
20,0°	166.9	170.5	172.1	172.8	175.4	180.4	185.2	188.7	191.6	194.3	199.1	205.0	210.5
22,5°	181.9	185.6	187.3	187.0	189.0	192.2	195.0	197.4	198.3	199.7	205.0	211.5	217.2
25,0°	192.7	198.4	199.6	198.4	199.5	200.0	201.1	203.7	203.4	203.7	209.1	215.5	221.9
27,5°	204.8	209.3	210.6	209.9	209.4	206.7	206.3	208.8	209.1	208.8	212.2	219.0	227.0
30,0°	214.5	219.4	221.7	220.0	216.5	213.4	211.2	212.8	215.2	212.8	216.1	223.7	231.4
32,5°	228.9	232.4	233.4	230.7	227.6	223.1	216.4	218.2	222.3	218.5	219.7	227.9	235.4
35,0°	239.0	245.8	247.9	244.5	242.1	232.3	225.2	226.8	229.3	223.7	222.1	228.7	235.2
37,5°	252.2	260.1	260.4	257.5	258.2	248.8	237.4	237.1	234.5	227.7	226.7	231.0	235.0
40,0°	268.7	277.0	277.2	274.7	277.0	262.4	250.3	247.3	240.1	233.8	232.7	234.4	239.7
42,5°	292.0	292.6	296.7	296.4	294.2	278.8	260.6	251.5	243.8	233.0	234.0	234.8	237.4
45,0°	303.9	311.1	316.0	317.5	313.1	292.9	276.4	260.2	246.0	232.1	231.5	233.3	235.5
47,5°	325.4	337.3	344.8	337.9	328.1	311.5	289.8	267.6	245.4	230.2	228.4	226.4	229.5
50,0°	356.2	365.9	372.5	372.5	352.0	331.3	310.2	277.1	251.2	237.6	223.8	221.2	229.8
52,5°	376.2	393.3	404.0	399.6	393.0	363.4	332.2	300.3	268.3	241.3	235.1	228.6	224.3
55,0°	388.2	403.7	422.5	422.6	414.7	391.8	353.8	313.1	279.3	254.5	241.3	227.2	227.0
57,5°	388.1	409.2	426.7	425.7	421.8	398.1	357.5	318.5	281.4	258.8	236.7	224.9	230.4
60,0°	371.5	398.9	419.8	423.9	418.9	391.5	349.4	304.2	268.0	244.3	218.8	215.6	225.7
62,5°	347.5	376.5	405.2	409.3	399.8	375.5	330.2	279.9	244.1	213.1	188.6	193.0	198.9
65,0°	319.1	340.2	370.3	376.1	367.6	347.2	308.8	252.6	215.5	183.9	160.5	170.1	162.8
67,5°	285.9	303.0	326.3	335.6	331.5	310.6	275.2	221.8	195.7	160.5	130.9	142.4	125.7
70,0°	262.1	266.9	278.4	287.3	291.0	272.8	233.9	190.1	169.6	132.3	99.9	110.8	95.1
72,5°	219.8	223.5	229.2	231.6	238.8	229.8	187.3	155.5	138.1	105.1	82.1	80.2	68.6
75,0°	171.0	169.4	171.8	167.8	172.9	173.4	139.2	116.0	108.9	84.3	63.9	56.5	52.5
77,5°	107.7	114.4	112.8	108.2	107.3	109.5	86.8	71.4	76.7	57.3	44.4	39.5	37.5
80,0°	61.9	62.7	61.1	54.6	54.0	59.6	39.6	34.0	43.6	27.7	22.9	22.2	22.8
82,5°	27.6	27.0	26.5	24.1	22.0	27.1	15.6	14.5	22.1	10.9	10.3	11.0	12.2
85,0°	8.1	7.4	6.9	6.6	6.3	9.8	6.0	5.4	9.0	4.8	4.5	4.6	4.9
87,5°	2.2	2.1	2.1	2.0	2.0	2.2	1.8	1.8	2.0	1.6	1.6	1.6	1.7
90,0°	0.0	0.0	0.0	0.0	0.0	0.0	0.0	0.0	0.0	0.0	0.0	0.0	0.0

Photometric test report

Family DL® 20 LED	Order number: 5XA512832R008 EAN: 4058352546352	LP number 59488_24
Table of values for luminous intensities		Maximum luminous intensity
		siteco

C-planes	65° 115°	70° 110°	75° 105°	80° 100°	85° 95°	90°	185° 355°	190° 350°	195° 345°	200° 340°	205° 335°	210° 330°	215° 325°
γ	Luminous intensity in cd/klm												
0,0°	84.7	84.7	84.7	84.7	84.7	84.7	84.7	84.7	84.7	84.7	84.7	84.7	84.7
2,5°	86.4	86.4	86.7	86.7	86.7	86.8	84.8	84.8	84.9	84.8	84.7	84.8	84.6
5,0°	96.3	96.6	97.3	97.2	97.5	97.9	89.6	89.5	89.4	89.1	89.1	89.1	88.9
7,5°	117.4	118.4	119.8	119.9	120.4	121.4	98.8	98.7	98.8	99.0	99.4	99.7	100.2
10,0°	139.0	140.9	143.9	144.6	146.0	147.5	110.7	110.8	111.1	111.6	112.6	114.0	115.4
12,5°	153.7	156.9	162.1	164.1	166.6	169.1	122.7	122.2	122.2	122.4	123.3	125.1	126.6
15,0°	173.0	177.0	182.5	184.8	187.8	190.7	135.3	133.6	132.5	131.8	132.5	134.7	136.5
17,5°	199.9	204.5	209.3	211.2	213.0	214.6	150.5	148.1	146.0	145.5	147.5	150.7	152.8
20,0°	216.7	222.7	227.0	230.6	232.2	232.5	165.4	162.4	160.3	160.5	162.6	165.8	167.2
22,5°	225.4	232.4	237.2	242.2	244.1	243.6	178.4	175.3	172.6	172.5	173.0	173.6	174.6
25,0°	231.4	237.6	241.5	247.2	250.0	250.0	190.2	187.1	183.8	182.3	179.6	178.8	180.8
27,5°	236.4	240.6	243.5	250.0	253.2	251.7	200.9	197.6	193.9	190.7	185.4	183.9	184.8
30,0°	239.3	241.7	244.2	250.1	252.8	251.6	211.6	206.6	202.7	197.8	193.1	189.9	188.4
32,5°	240.5	244.3	245.8	248.2	252.1	253.3	223.2	217.1	210.6	205.6	199.9	194.5	189.5
35,0°	242.0	245.8	245.8	245.5	248.1	250.4	236.4	229.4	218.1	212.5	205.7	196.8	191.8
37,5°	240.8	243.3	242.8	243.9	245.7	247.5	247.4	241.1	226.4	218.5	214.8	203.6	197.9
40,0°	243.0	242.9	241.3	243.1	244.3	244.9	261.9	255.0	234.8	228.5	223.3	210.2	207.7
42,5°	242.3	243.5	242.7	241.5	242.8	240.3	281.1	270.4	252.1	239.3	232.4	212.9	206.9
45,0°	241.1	241.5	237.4	239.2	235.1	229.6	294.1	284.8	265.9	246.2	233.5	216.3	200.5
47,5°	243.2	235.3	231.2	233.6	225.9	222.4	314.7	302.8	272.1	255.9	241.4	216.3	199.9
50,0°	233.9	233.2	230.6	218.2	211.6	210.7	334.0	310.9	283.3	261.7	248.9	219.8	202.4
52,5°	234.1	232.7	222.0	213.8	204.7	197.7	353.3	329.0	292.0	275.6	257.8	229.3	211.7
55,0°	234.0	230.8	220.2	203.7	194.5	194.0	362.8	333.8	300.6	278.9	260.8	232.3	214.8
57,5°	231.7	224.3	217.9	195.8	185.1	188.9	361.1	334.9	306.7	284.9	258.2	233.1	211.0
60,0°	217.5	209.8	211.0	180.9	164.1	172.2	349.9	326.7	303.9	279.1	249.8	222.2	196.9
62,5°	193.3	185.0	177.2	155.6	136.2	133.9	331.1	310.9	280.8	253.3	227.8	197.5	169.3
65,0°	160.7	156.3	135.0	118.7	107.7	101.0	305.6	283.8	257.2	230.6	203.7	173.9	146.0
67,5°	124.5	131.5	97.5	88.5	87.9	77.4	277.9	261.6	233.8	209.2	186.1	154.9	127.6
70,0°	87.1	97.6	70.5	67.2	69.1	58.9	247.4	230.1	198.8	177.6	161.3	133.7	108.4
72,5°	60.3	63.7	51.4	50.1	50.1	45.1	206.9	186.0	159.9	143.6	134.8	108.6	85.2
75,0°	46.9	44.6	41.7	40.4	36.9	37.2	154.2	138.8	118.3	105.8	102.4	79.7	60.4
77,5°	34.8	31.9	32.1	30.5	28.3	26.8	102.4	91.8	76.9	70.0	71.0	51.1	38.7
80,0°	22.4	21.2	21.6	21.1	19.0	17.3	56.8	52.6	44.7	39.6	42.9	23.7	20.2
82,5°	12.3	11.6	12.2	11.8	10.7	10.3	25.8	24.7	21.0	18.6	22.1	11.7	9.3
85,0°	5.1	5.0	5.0	5.0	4.7	4.7	7.4	7.3	6.5	6.3	8.4	5.0	4.0
87,5°	1.6	1.5	1.6	1.5	1.4	1.4	2.2	2.2	2.1	2.0	2.1	1.8	1.7
90,0°	0.0	0.0	0.0	0.0	0.0	0.0	0.0	0.0	0.0	0.0	0.0	0.0	0.0

Photometric test report

Family DL® 20 LED	Order number: 5XA512832R008 EAN: 4058352546352	LP number 59488_24
Table of values for luminous intensities		Maximum luminous intensity
		sITeCO

C-planes	220° 320°	225° 315°	230° 310°	235° 305°	240° 300°	245° 295°	250° 290°	255° 285°	260° 280°	265° 275°	270°	Phi-zone	Total Phi-zone
γ	Luminous intensity in cd/klm											Luminous flux in lm/klm	
0,0°	84.7	84.7	84.7	84.7	84.7	84.7	84.7	84.7	84.7	84.7	84.7	0.1	0.1
2,5°	84.6	84.6	84.6	84.5	84.6	84.6	84.5	84.7	84.6	84.5	84.8	1.0	1.1
5,0°	89.0	88.8	88.7	88.5	88.4	88.2	88.0	88.0	87.8	87.8	88.1	2.2	3.3
7,5°	100.8	101.2	101.5	101.8	102.1	102.0	102.0	102.1	101.8	101.8	102.1	3.8	7.1
10,0°	116.9	118.3	119.2	120.2	121.8	122.0	122.2	123.0	122.4	122.4	123.3	5.9	13.0
12,5°	128.2	130.5	131.7	133.5	136.3	136.6	137.5	140.0	139.9	140.4	141.4	8.2	21.2
15,0°	137.6	140.2	141.8	143.8	147.4	148.5	150.0	152.9	153.0	153.6	154.9	10.8	32.0
17,5°	153.6	155.4	157.5	160.0	164.8	167.2	169.4	172.7	173.5	174.0	175.1	14.1	46.1
20,0°	167.3	167.9	170.0	173.7	179.3	183.5	186.8	190.7	193.5	195.0	195.5	17.5	63.6
22,5°	174.8	174.7	177.2	182.0	186.7	192.1	197.8	201.7	206.1	207.7	207.8	20.6	84.2
25,0°	179.9	178.4	182.3	187.5	191.3	197.2	203.4	207.7	211.9	212.9	211.9	23.6	107.8
27,5°	182.1	181.5	187.1	192.0	193.6	200.1	208.0	212.2	217.6	216.3	211.1	26.5	134.2
30,0°	184.4	184.0	190.7	193.8	194.9	201.6	209.0	216.0	221.5	216.5	209.9	29.3	163.5
32,5°	185.6	187.1	193.6	195.0	197.3	202.3	210.2	217.7	221.3	217.0	212.3	32.2	195.7
35,0°	189.4	191.3	197.1	196.9	200.2	202.8	210.3	217.0	219.5	215.4	213.0	35.1	230.8
37,5°	195.1	196.5	197.6	198.7	202.4	205.4	210.6	217.3	217.0	213.1	211.5	38.1	268.8
40,0°	201.9	193.2	195.9	198.5	203.8	207.5	213.6	219.6	218.8	214.9	212.8	41.4	310.2
42,5°	196.5	191.5	193.9	196.4	203.0	208.2	210.4	217.9	212.7	208.0	203.3	44.3	354.5
45,0°	189.1	187.4	186.8	190.8	200.7	204.8	203.1	209.4	205.5	200.9	199.6	46.8	401.3
47,5°	190.3	182.9	185.2	190.8	196.7	200.7	200.7	198.1	201.3	190.2	179.0	49.5	450.8
50,0°	193.1	183.3	183.1	193.5	199.7	199.4	197.3	196.7	187.9	180.0	177.4	52.5	503.3
52,5°	200.5	188.5	191.6	197.2	198.2	197.0	192.3	187.4	184.1	170.9	160.7	56.2	559.5
55,0°	199.4	192.8	189.0	196.5	196.9	188.3	185.0	186.4	178.3	159.7	151.4	59.0	618.5
57,5°	195.1	185.3	176.1	183.0	189.9	175.7	174.7	179.8	169.8	150.2	141.0	60.2	678.6
60,0°	180.8	174.5	161.1	169.4	176.8	161.4	161.1	163.6	151.7	128.5	120.8	58.9	737.6
62,5°	155.4	148.2	135.0	146.4	149.8	136.7	145.6	139.5	120.9	102.7	98.8	54.5	792.1
65,0°	137.5	125.2	108.7	112.1	107.6	103.9	116.2	104.2	87.5	76.1	70.6	48.4	840.5
67,5°	124.8	105.1	87.0	87.7	79.7	79.3	91.9	76.6	57.6	55.2	53.7	42.5	883.0
70,0°	105.0	84.0	64.3	68.2	53.1	55.2	67.3	55.8	44.5	42.9	42.8	36.0	919.0
72,5°	81.5	66.9	46.6	44.5	37.3	37.1	46.8	40.8	37.2	35.0	33.9	29.1	948.1
75,0°	62.9	52.4	34.8	29.8	29.2	29.8	31.9	32.3	32.5	29.9	29.4	22.2	970.3
77,5°	45.9	34.6	22.1	21.7	21.9	22.9	23.3	25.7	26.7	24.3	23.7	15.1	985.3
80,0°	26.9	17.1	13.5	14.1	15.2	16.0	16.1	17.6	18.4	16.9	16.1	8.6	993.9
82,5°	13.3	7.7	7.0	7.7	9.1	9.2	9.2	9.9	10.4	9.6	9.3	4.1	998.0
85,0°	6.4	3.7	3.5	3.7	4.0	4.1	4.0	4.1	4.2	4.0	3.9	1.5	999.5
87,5°	2.0	1.5	1.5	1.5	1.5	1.5	1.3	1.3	1.3	1.2	1.2	0.5	1000.0
90,0°	0.0	0.0	0.0	0.0	0.0	0.0	0.0	0.0	0.0	0.0	0.0	0.0	1000.0

Photometric test report

Family DL® 20 LED	Order number: 5XA512832R008 EAN: 4058352546352	LP number 59488_24
-----------------------------	---	-------------------------------------

Dimming levels table	environmental temperature: 25°C	sITeco
-----------------------------	---------------------------------	---------------

Luminous flux %	Dimming level linear	Luminous flux [lm]	Power consumption [W] start of lifetime	Power consumption [W] end of lifetime	Power consumption [W] average
100	254	3030	30.4	31.3	30.8
95	241	2884	29.0	29.7	29.4
90	227	2724	27.3	28.0	27.6
85	214	2575	25.8	26.5	26.2
80	201	2425	24.3	24.9	24.6
75	188	2274	22.8	23.4	23.1
70	175	2123	21.3	21.8	21.6
65	162	1970	19.8	20.3	20.0
60	149	1817	18.4	18.8	18.6
55	136	1662	16.9	17.3	17.1
50	124	1518	15.5	15.9	15.7
45	111	1362	14.2	14.5	14.4
40	99	1217	12.9	13.1	13.0
35	86	1059	11.5	11.7	11.6
30	74	912	10.2	10.5	10.4
25	61	752	8.9	9.0	9.0
20	49	604	7.6	7.7	7.6
15	38	466	6.4	6.5	6.4