



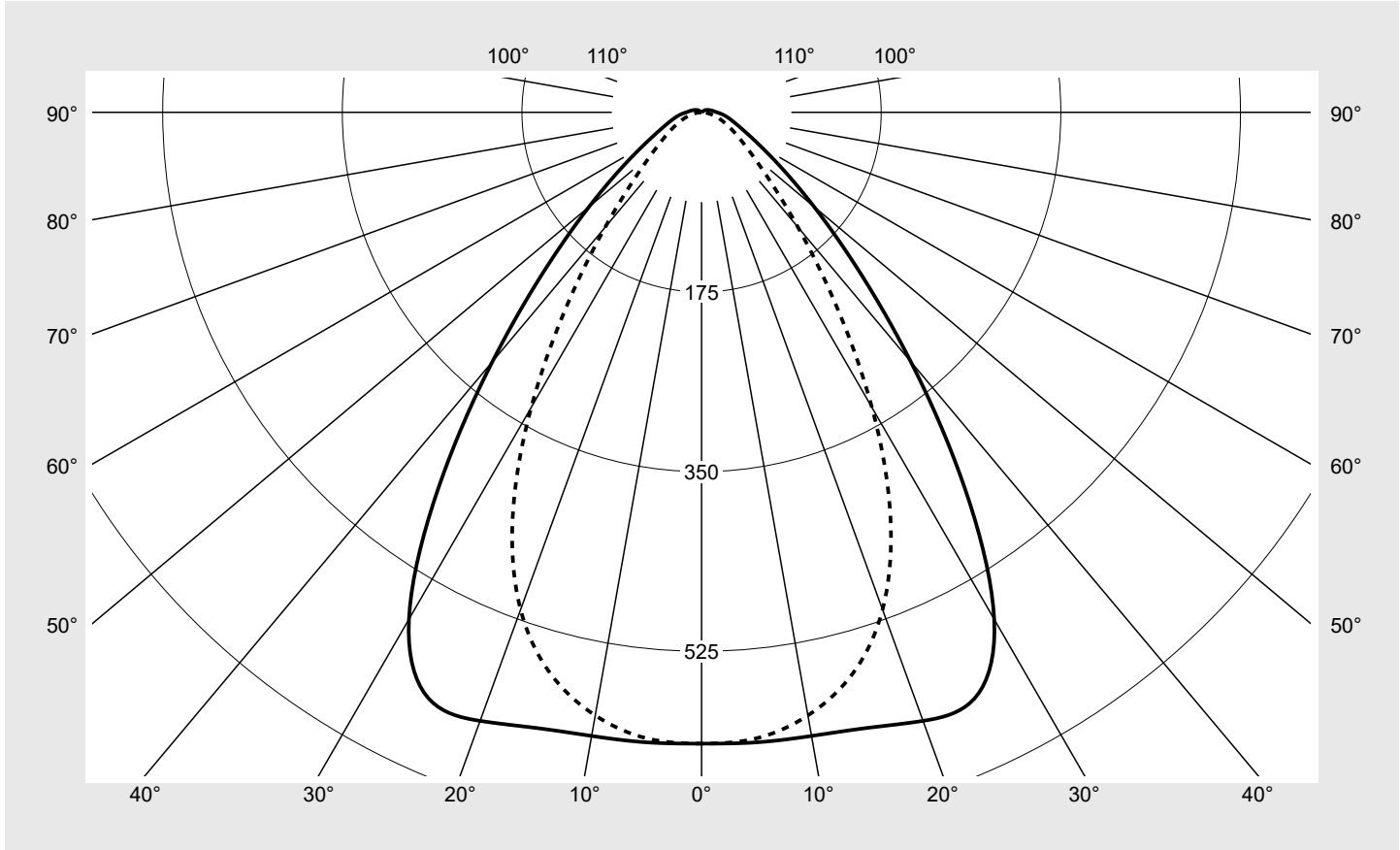
# Photometric test report

<b>Family</b> <b>Licross® 21 Protected</b>	<b>Order number: 52TP12CN49XG</b> <b>EAN: 4058352903841</b>	<b>LP number</b> <b>58524_247</b>
	<b>Version</b> prismatic cover, frosted, wide distribution <b>Lamps</b> LED 4000 K   CRI ≥ 80 <b>Controlgear</b> ECG-Multilumen CLOi <b>Rated values</b> Net luminous flux = 9110 lm Power consumption = 50.4 W Luminous efficacy = 180.7 lm/W	<b>serial documentation</b> <b>17.08.2023</b>





**Luminous intensity in cd/klm** C180-0 C270-90 **Imax: 631 cd/klm**



Classifications	
DIN 5040	A 5 1
CIE	N1=73 N2=92 N3=98 N4=99 N5=100

Luminaire light output ratios	
$\eta_{LB}$	100.0%
$\phi_u$	98.6%
$\phi_o$	1.4%

**Measurement conditions**  
DIN EN 13032 and DIN 5032

## Photometric test report

<b>Family</b> <b>Licross® 21 Protected</b>	<b>Order number: 52TP12CN49XG</b> <b>EAN: 4058352903841</b>	<b>LP number</b> <b>58524_247</b>
<b>Table of values for luminous intensities</b>		<b>Maximum luminous intensity</b>
		<b>sITeco</b>

C-planes $\gamma$	0° 180°	15°	30°	45°	60°	75°	90° 270°	Phi-zone	Total Phi-zone
		165° 195° 345°	150° 210° 330°	135° 225° 315°	120° 240° 300°	105° 255° 285°			
Luminous intensity in cd/klm								Luminous flux in lm/klm	
0°	615.0	615.0	615.0	615.0	615.0	615.0	615.0	3.7	3.7
5°	616.1	614.1	609.7	611.1	612.9	611.9	612.2	29.3	32.9
10°	616.9	615.1	606.4	602.8	600.3	597.0	596.6	57.6	90.5
15°	620.9	617.8	600.9	587.5	576.7	568.6	566.8	83.8	174.3
20°	630.8	623.5	591.7	561.2	536.7	520.1	515.5	106.4	280.7
25°	629.8	620.7	576.3	523.2	476.9	445.6	435.5	122.6	403.3
30°	570.2	568.9	534.3	469.6	398.0	348.4	331.9	126.5	529.9
35°	447.2	456.9	450.2	394.1	307.5	246.5	227.0	114.9	644.8
40°	317.0	331.0	344.1	303.2	220.2	163.1	146.0	93.6	738.3
45°	213.9	226.3	244.1	214.7	147.7	105.6	94.0	70.6	808.9
50°	143.1	152.0	166.9	144.8	97.7	70.8	64.1	51.5	860.4
55°	96.6	102.1	111.9	95.1	64.8	49.7	46.3	37.0	897.4
60°	67.0	69.6	74.2	63.4	44.8	36.0	34.5	26.8	924.2
65°	49.0	49.5	50.0	42.8	32.0	26.6	25.7	19.7	943.9
70°	37.9	37.0	34.4	29.4	23.3	19.5	18.8	14.8	958.7
75°	30.5	28.7	24.6	20.4	16.6	13.6	12.7	11.1	969.8
80°	24.8	22.7	18.1	14.1	11.2	8.8	7.6	8.2	978.0
85°	19.7	17.8	13.4	9.8	7.1	4.8	3.4	5.9	983.8
90°	14.9	13.4	9.7	6.4	4.0	1.9	0.4	3.9	987.8
95°	12.2	11.1	8.2	5.4	3.1	1.2	0.3	3.2	991.0
100°	10.0	9.2	6.9	4.5	2.4	0.7	0.3	2.6	993.6
105°	8.2	7.6	5.7	3.6	1.7	0.4	0.3	2.1	995.6
110°	6.8	6.2	4.6	2.7	1.1	0.3	0.3	1.6	997.2
115°	5.5	5.0	3.7	2.0	0.7	0.4	0.4	1.2	998.4
120°	4.3	3.8	2.7	1.4	0.6	0.5	0.5	0.9	999.3
125°	3.1	2.7	1.8	0.9	0.6	0.6	0.6	0.6	1000.0
130°	0.0	0.0	0.0	0.0	0.0	0.0	0.0	0.0	1000.0
135°	0.0	0.0	0.0	0.0	0.0	0.0	0.0	0.0	1000.0
140°	0.0	0.0	0.0	0.0	0.0	0.0	0.0	0.0	1000.0
145°	0.0	0.0	0.0	0.0	0.0	0.0	0.0	0.0	1000.0
150°	0.0	0.0	0.0	0.0	0.0	0.0	0.0	0.0	1000.0
155°	0.0	0.0	0.0	0.0	0.0	0.0	0.0	0.0	1000.0
160°	0.0	0.0	0.0	0.0	0.0	0.0	0.0	0.0	1000.0
165°	0.0	0.0	0.0	0.0	0.0	0.0	0.0	0.0	1000.0
170°	0.0	0.0	0.0	0.0	0.0	0.0	0.0	0.0	1000.0
175°	0.0	0.0	0.0	0.0	0.0	0.0	0.0	0.0	1000.0
180°	0.0	0.0	0.0	0.0	0.0	0.0	0.0	0.0	1000.0

## Photometric test report

<b>Family</b> Licross® 21 Protected	<b>Order number: 52TP12CN49XG</b> <b>EAN: 4058352903841</b>	<b>LP number</b> 58524_247
--	--	-------------------------------

<b>UGR-Table</b>	<b>Standard room</b>	<b>siteco</b>
------------------	----------------------	---------------

Reflection factor of ceiling	0.7	0.7	0.5	0.5	0.3	0.7	0.7	0.5	0.5	0.3	
Reflection factor of walls	0.5	0.3	0.5	0.3	0.3	0.5	0.3	0.5	0.3	0.3	
Reflection factor of floor	0.2	0.2	0.2	0.2	0.2	0.2	0.2	0.2	0.2	0.2	
Room dimensions	View crosswise (C0)					View endwise (C90)					
x	y										
2H	2H	20.9	22.4	21.3	22.7	23.0	17.7	19.1	18.0	19.4	19.7
	3H	21.4	22.6	21.7	23.0	23.3	18.0	19.3	18.4	19.7	20.0
	4H	21.6	22.8	22.0	23.1	23.5	18.2	19.4	18.6	19.7	20.1
	6H	21.9	22.9	22.3	23.3	23.7	18.3	19.4	18.7	19.8	20.2
	8H	22.1	23.0	22.6	23.4	23.8	18.4	19.4	18.8	19.8	20.2
	12H	22.3	23.1	22.7	23.5	23.9	18.4	19.4	18.9	19.8	20.2
4H	2H	21.0	22.2	21.4	22.5	22.9	18.2	19.4	18.6	19.7	20.1
	3H	21.6	22.5	22.0	22.9	23.3	18.7	19.7	19.1	20.1	20.5
	4H	21.9	22.8	22.3	23.2	23.6	18.9	19.8	19.4	20.2	20.6
	6H	22.3	23.0	22.8	23.5	23.9	19.1	19.9	19.6	20.3	20.8
	8H	22.5	23.2	23.0	23.7	24.1	19.2	19.9	19.6	20.3	20.8
	12H	22.8	23.4	23.3	23.9	24.3	19.2	19.9	19.7	20.3	20.8
8H	4H	21.9	22.6	22.4	23.0	23.5	19.1	19.8	19.6	20.3	20.7
	6H	22.4	23.0	22.9	23.4	23.9	19.4	20.0	19.9	20.5	21.0
	8H	22.7	23.2	23.2	23.7	24.2	19.5	20.0	20.0	20.5	21.1
	12H	23.1	23.5	23.6	24.0	24.6	19.7	20.1	20.2	20.6	21.1
12H	4H	21.9	22.5	22.4	23.0	23.5	19.2	19.8	19.7	20.2	20.7
	6H	22.4	22.9	22.9	23.4	23.9	19.5	20.0	20.0	20.5	21.0
	8H	22.8	23.2	23.3	23.7	24.2	19.7	20.1	20.2	20.6	21.1

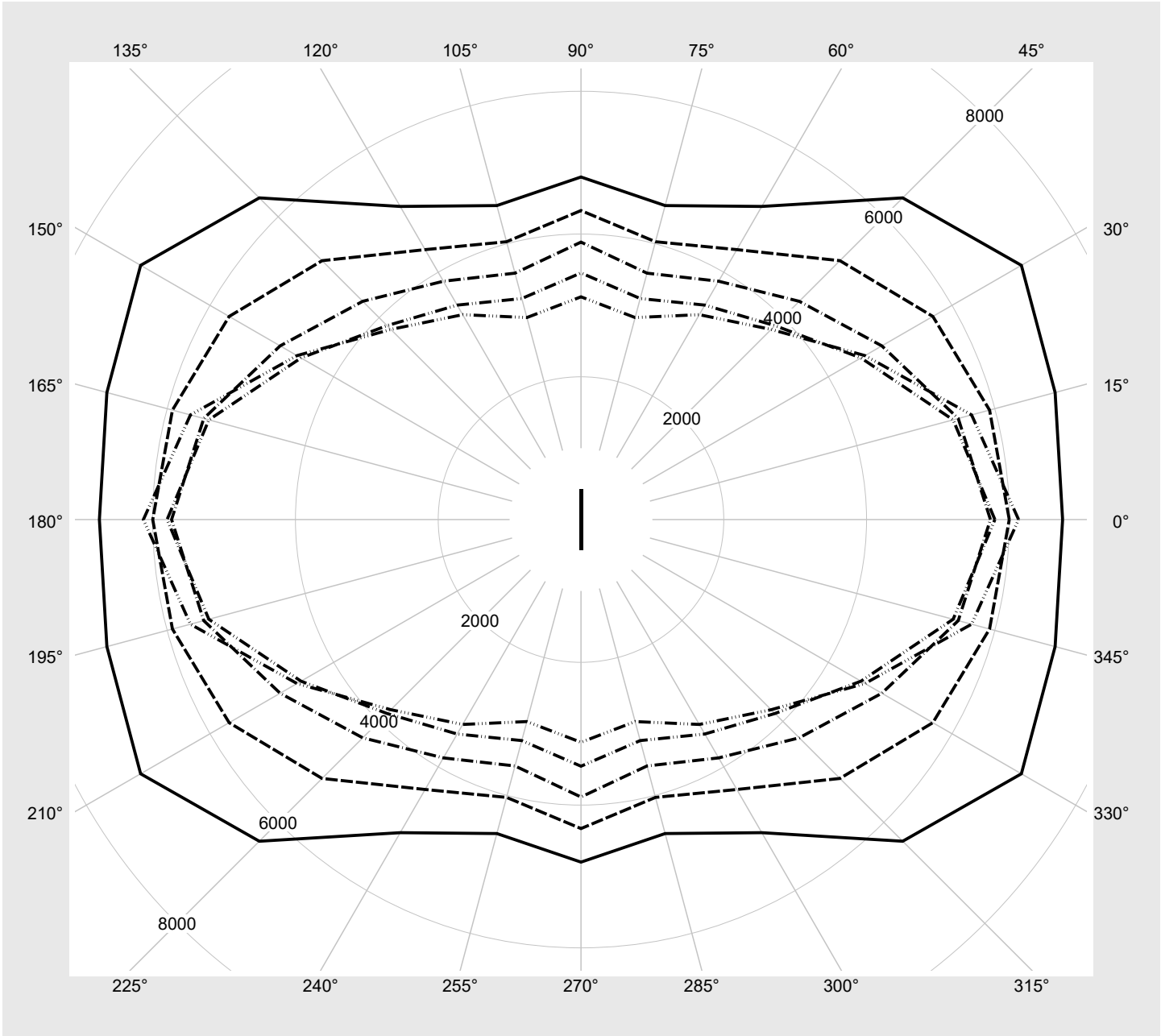
<b>Luminance table</b>	<b>Max. for <math>\gamma \geq 65^\circ</math></b>	<b>Photometric dimensions in mm:</b>	<b>L = 1480</b>	<b>H(C0) = 13</b>	<b>H(C180) = 13</b>
			<b>B = 78</b>	<b>H(C90) = 0</b>	<b>H(C270) = 0</b>

C-planes	$\gamma$	Luminance in cd/m <sup>2</sup>							
		0° 180°	15° 165° 195° 345°	30° 150° 210° 330°	45° 135° 225° 315°	60° 120° 240° 300°	75° 105° 255° 285°	90° 270°	
	45°	20464.8	21750.0	23805.6	21432.9	15213.5	11300.0	10494.7	
	50°	14653.3	15657.9	17487.6	15592.1	10911.8	8264.1	7864.6	
	55°	10730.9	11417.4	12761.0	11199.0	7967.9	6436.5	6371.1	
	60°	8210.9	8589.0	9371.7	8307.6	6172.5	5292.5	5439.0	
	65°	6746.3	6875.9	7123.1	6373.0	5065.0	4553.8	4798.8	
	70°	5999.3	5925.1	5691.2	5129.0	4366.4	4029.4	4328.8	
	75°	5735.3	5471.0	4866.4	4324.0	3855.4	3573.6	3886.6	
	80°	5797.9	5396.9	4528.6	3842.1	3469.0	3205.5	3455.2	
	85°	6129.9	5664.3	4593.6	3767.2	3314.3	2929.7	3120.2	

**Photometric test report**

<b>Family</b> <b>Licross® 21 Protected</b>	<b>Order number: 52TP12CN49XG</b> <b>EAN: 4058352903841</b>	<b>LP number</b> <b>58524_247</b>
---	--	--------------------------------------

**Luminance values in cd/m<sup>2</sup>**     γ 65°   γ 70°   γ 75°   γ 80°   γ 85°     **siteco**



### Photometric test report

<b>Family</b> Licross® 21 Protected	<b>Order number: 52TP12CN49XG</b> <b>EAN: 4058352903841</b>	<b>LP number</b> <b>58524_247</b>
--	--	--------------------------------------

<b>Multilumen Table</b>	environmental temperature: 25°C	<b>sITeco</b>
-------------------------	---------------------------------	---------------

DIP-Step	Switch Setting			Luminous flux [lm]	Power consumption [W]	Power consumption	Power consumption
	1	2	3			[W] end of lifetime	[W] average
1	A	C	E	9110	50.4	60.5	55.4
2	A	C	F	8533	47.0	56.1	51.6
3	A	D	E	8018	43.9	52.6	48.2
4	A	D	F	7504	41.0	48.7	44.8
5	B	C	E	7053	38.4	45.6	42.0
6	B	C	F	6528	35.4	41.7	38.6
7	B	D	E	6066	32.8	38.8	35.8
8	B	D	F	5531	29.9	35.4	32.6