

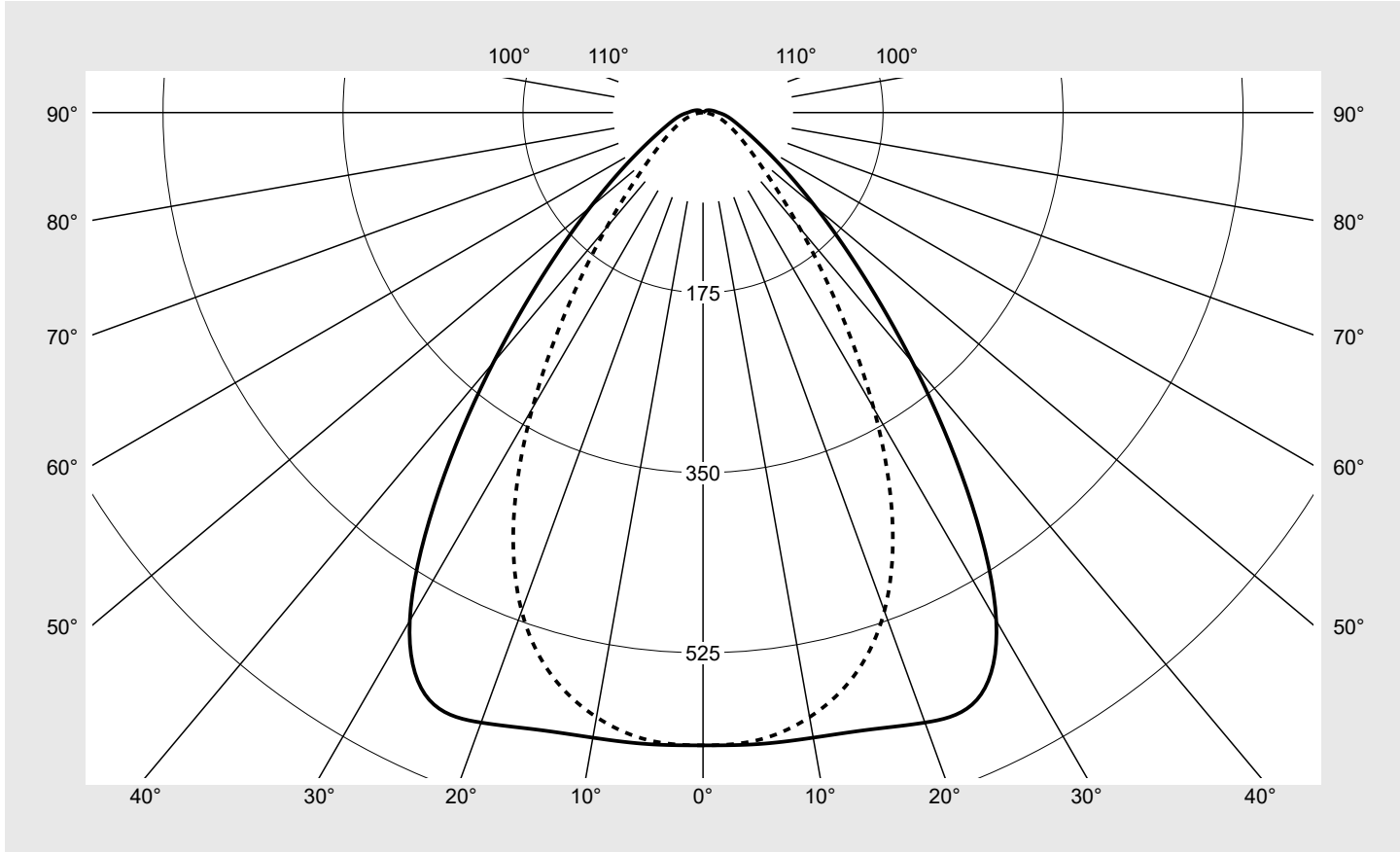


# Photometric test report

<b>Family</b> <b>Licross® 21 Protected</b>	<b>Order number: 52TP12DN48XG</b> <b>EAN: 4058352903896</b>	<b>LP number</b> <b>58524_230</b>
	<b>Version</b> prismatic cover, frosted, wide distribution <b>Lamps</b> LED 4000 K   CRI ≥ 80 <b>Controlgear</b> ECG-DALI <b>Rated values</b> Net luminous flux = 8000 lm Power consumption = 45.3 W Luminous efficacy = 176.6 lm/W	<b>serial documentation</b> <b>03.08.2023</b>
		

**Luminous intensity in cd/klm** C180-0 C270-90 **Imax: 631 cd/klm**



Classifications	
DIN 5040	A 5 1
CIE	N1=73 N2=92 N3=98 N4=99 N5=100

Luminaire light output ratios	
$\eta_{LB}$	100.0%
$\phi_u$	98.6%
$\phi_o$	1.4%

Measurement conditions
DIN EN 13032 and DIN 5032

## Photometric test report

Family <b>Licross® 21 Protected</b>	Order number: <b>52TP12DN48XG</b> EAN: <b>4058352903896</b>	LP number <b>58524_230</b>
Table of values for luminous intensities		Maximum luminous intensity
		<b>siteco</b>

C-planes $\gamma$	0° 180°	15°	30°	45°	60°	75°	90° 270°	Phi-zone	Total Phi-zone
		165° 195° 345°	150° 210° 330°	135° 225° 315°	120° 240° 300°	105° 255° 285°			
Luminous intensity in cd/klm								Luminous flux in lm/klm	
0°	615.0	615.0	615.0	615.0	615.0	615.0	615.0	3.7	3.7
5°	616.1	614.1	609.7	611.1	612.9	611.9	612.2	29.3	32.9
10°	616.9	615.1	606.4	602.8	600.3	597.0	596.6	57.6	90.5
15°	620.9	617.8	600.9	587.5	576.7	568.6	566.8	83.8	174.3
20°	630.8	623.5	591.7	561.2	536.7	520.1	515.5	106.4	280.7
25°	629.8	620.7	576.3	523.2	476.9	445.6	435.5	122.6	403.3
30°	570.2	568.9	534.3	469.6	398.0	348.4	331.9	126.5	529.9
35°	447.2	456.9	450.2	394.1	307.5	246.5	227.0	114.9	644.8
40°	317.0	331.0	344.1	303.2	220.2	163.1	146.0	93.6	738.3
45°	213.9	226.3	244.1	214.7	147.7	105.6	94.0	70.6	808.9
50°	143.1	152.0	166.9	144.8	97.7	70.8	64.1	51.5	860.4
55°	96.6	102.1	111.9	95.1	64.8	49.7	46.3	37.0	897.4
60°	67.0	69.6	74.2	63.4	44.8	36.0	34.5	26.8	924.2
65°	49.0	49.5	50.0	42.8	32.0	26.6	25.7	19.7	943.9
70°	37.9	37.0	34.4	29.4	23.3	19.5	18.8	14.8	958.7
75°	30.5	28.7	24.6	20.4	16.6	13.6	12.7	11.1	969.8
80°	24.8	22.7	18.1	14.1	11.2	8.8	7.6	8.2	978.0
85°	19.7	17.8	13.4	9.8	7.1	4.8	3.4	5.9	983.8
90°	14.9	13.4	9.7	6.4	4.0	1.9	0.4	3.9	987.8
95°	12.2	11.1	8.2	5.4	3.1	1.2	0.3	3.2	991.0
100°	10.0	9.2	6.9	4.5	2.4	0.7	0.3	2.6	993.6
105°	8.2	7.6	5.7	3.6	1.7	0.4	0.3	2.1	995.6
110°	6.8	6.2	4.6	2.7	1.1	0.3	0.3	1.6	997.2
115°	5.5	5.0	3.7	2.0	0.7	0.4	0.4	1.2	998.4
120°	4.3	3.8	2.7	1.4	0.6	0.5	0.5	0.9	999.3
125°	3.1	2.7	1.8	0.9	0.6	0.6	0.6	0.6	1000.0
130°	0.0	0.0	0.0	0.0	0.0	0.0	0.0	0.0	1000.0
135°	0.0	0.0	0.0	0.0	0.0	0.0	0.0	0.0	1000.0
140°	0.0	0.0	0.0	0.0	0.0	0.0	0.0	0.0	1000.0
145°	0.0	0.0	0.0	0.0	0.0	0.0	0.0	0.0	1000.0
150°	0.0	0.0	0.0	0.0	0.0	0.0	0.0	0.0	1000.0
155°	0.0	0.0	0.0	0.0	0.0	0.0	0.0	0.0	1000.0
160°	0.0	0.0	0.0	0.0	0.0	0.0	0.0	0.0	1000.0
165°	0.0	0.0	0.0	0.0	0.0	0.0	0.0	0.0	1000.0
170°	0.0	0.0	0.0	0.0	0.0	0.0	0.0	0.0	1000.0
175°	0.0	0.0	0.0	0.0	0.0	0.0	0.0	0.0	1000.0
180°	0.0	0.0	0.0	0.0	0.0	0.0	0.0	0.0	1000.0

## Photometric test report

Family <b>Licross® 21 Protected</b>	Order number: <b>52TP12DN48XG</b> EAN: <b>4058352903896</b>	LP number <b>58524_230</b>
--	--	-------------------------------

<b>UGR-Table</b>	<b>Standard room</b>	<b>siteco</b>
------------------	----------------------	---------------

Reflection factor of ceiling	0.7	0.7	0.5	0.5	0.3	0.7	0.7	0.5	0.5	0.3	
Reflection factor of walls	0.5	0.3	0.5	0.3	0.3	0.5	0.3	0.5	0.3	0.3	
Reflection factor of floor	0.2	0.2	0.2	0.2	0.2	0.2	0.2	0.2	0.2	0.2	
Room dimensions	View crosswise (C0)					View endwise (C90)					
x	y										
2H	2H	20.5	21.9	20.9	22.2	22.6	17.2	18.7	17.6	19.0	19.3
	3H	20.9	22.2	21.3	22.5	22.9	17.6	18.9	18.0	19.2	19.6
	4H	21.2	22.3	21.6	22.7	23.0	17.7	18.9	18.1	19.3	19.7
	6H	21.4	22.5	21.9	22.9	23.2	17.9	19.0	18.3	19.3	19.7
	8H	21.7	22.6	22.1	23.0	23.4	18.0	19.0	18.4	19.3	19.7
	12H	21.8	22.7	22.3	23.1	23.5	18.0	18.9	18.4	19.3	19.7
4H	2H	20.5	21.7	20.9	22.1	22.5	17.8	18.9	18.2	19.3	19.7
	3H	21.1	22.1	21.5	22.5	22.9	18.2	19.2	18.7	19.6	20.0
	4H	21.4	22.3	21.9	22.7	23.2	18.5	19.3	18.9	19.8	20.2
	6H	21.8	22.6	22.3	23.0	23.5	18.7	19.4	19.1	19.9	20.3
	8H	22.1	22.8	22.6	23.2	23.7	18.7	19.4	19.2	19.9	20.3
	12H	22.4	22.9	22.9	23.4	23.9	18.8	19.4	19.3	19.9	20.4
8H	4H	21.4	22.1	21.9	22.6	23.1	18.7	19.4	19.2	19.8	20.3
	6H	21.9	22.5	22.4	23.0	23.5	19.0	19.5	19.5	20.0	20.5
	8H	22.3	22.8	22.8	23.2	23.8	19.1	19.6	19.6	20.1	20.6
	12H	22.7	23.1	23.2	23.6	24.1	19.2	19.6	19.7	20.1	20.7
12H	4H	21.4	22.1	21.9	22.5	23.0	18.8	19.3	19.3	19.8	20.3
	6H	22.0	22.4	22.5	22.9	23.5	19.1	19.5	19.6	20.0	20.6
	8H	22.3	22.7	22.8	23.2	23.8	19.2	19.6	19.8	20.1	20.7

<b>Luminance table</b>	<b>Max. for <math>\gamma \geq 65^\circ</math></b>	<b>Photometric dimensions in mm:</b>	<b>L = 1480</b>	<b>H(C0) = 13</b>	<b>H(C180) = 13</b>
			<b>B = 78</b>	<b>H(C90) = 0</b>	<b>H(C270) = 0</b>

C-planes	$\gamma$	Luminance in cd/m <sup>2</sup>							
		0° 180°	15° 165° 195° 345°	30° 150° 210° 330°	45° 135° 225° 315°	60° 120° 240° 300°	75° 105° 255° 285°	90° 270°	
	45°	17971.3	19099.9	20905.1	18821.4	13359.8	9923.2	9216.0	
	50°	12867.9	13750.1	15356.8	13692.3	9582.2	7257.2	6906.3	
	55°	9423.4	10026.3	11206.1	9834.5	6997.1	5652.2	5594.9	
	60°	7210.4	7542.5	8229.9	7295.3	5420.4	4647.6	4776.3	
	65°	5924.3	6038.1	6255.2	5596.5	4447.8	3998.9	4214.1	
	70°	5268.3	5203.2	4997.7	4504.1	3834.4	3538.4	3801.4	
	75°	5036.5	4804.4	4273.5	3797.2	3385.6	3138.1	3413.1	
	80°	5091.5	4739.3	3976.8	3374.0	3046.4	2814.9	3034.2	
	85°	5383.0	4974.1	4033.9	3308.2	2910.5	2572.8	2740.0	

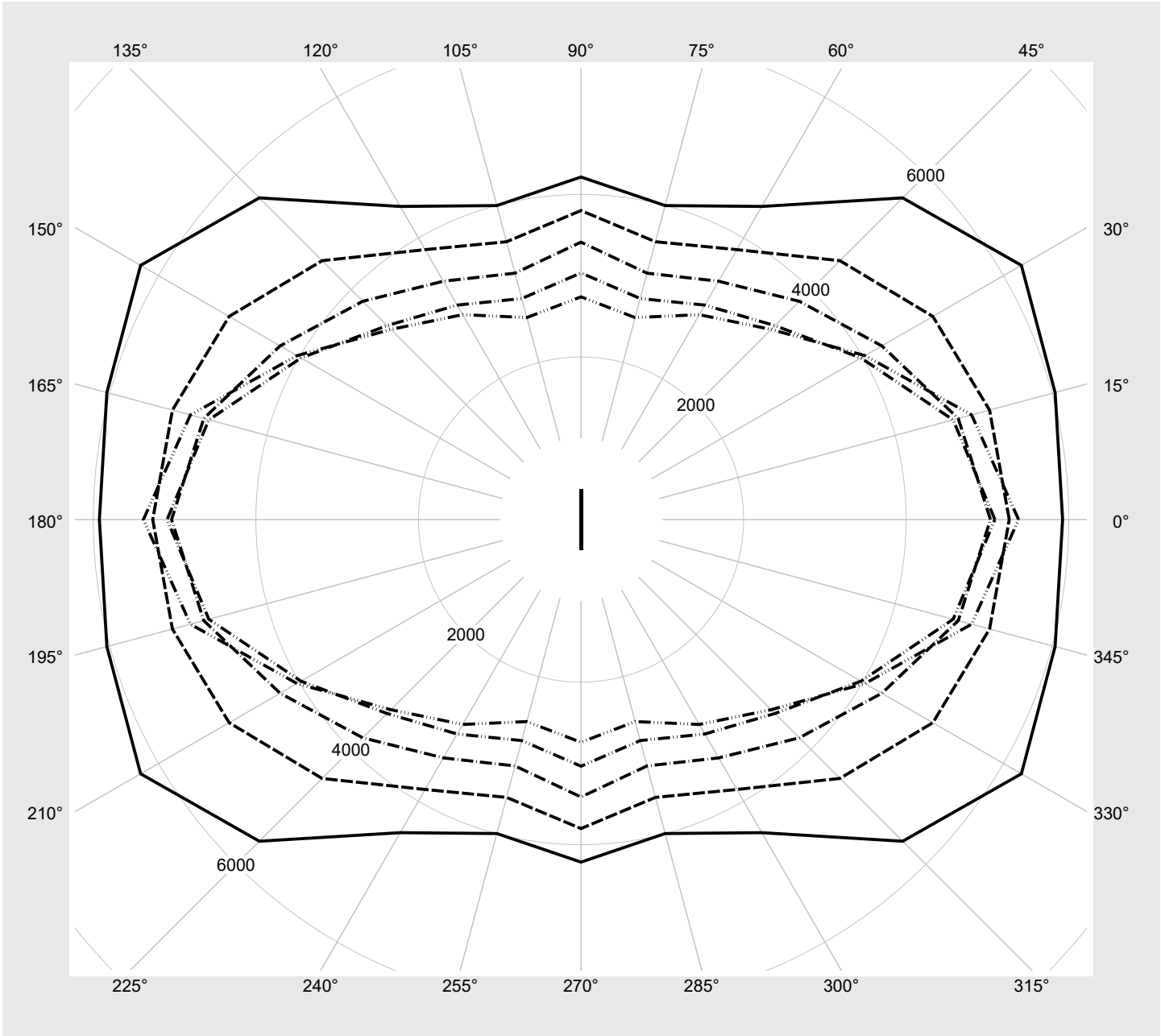
**Photometric test report**

<b>Family</b> <b>Licross® 21 Protected</b>	<b>Order number: 52TP12DN48XG</b> <b>EAN: 4058352903896</b>	<b>LP number</b> <b>58524_230</b>
---	--	--------------------------------------

**Luminance values in cd/m<sup>2</sup>**

$\gamma$  65°   
   $\gamma$  70°   
   $\gamma$  75°   
   $\gamma$  80°   
   $\gamma$  85°

**siteco**



## Photometric test report

<b>Family</b> Licross® 21 Protected	<b>Order number: 52TP12DN48XG</b> <b>EAN: 4058352903896</b>	<b>LP number</b> <b>58524_230</b>
--	--	--------------------------------------

<b>Dimming levels table</b>	environmental temperature: 25°C	<b>sITeco</b>
-----------------------------	---------------------------------	---------------

Luminous flux %	Dimming level linear	Dimming level logarithmic	Luminous flux [lm]	Power consumption [W]
100	254	254	8000	45.3
95	241	252	7612	43.0
90	227	250	7194	40.4
85	214	248	6806	38.2
80	201	245	6412	36.0
75	188	243	6014	33.7
70	174	240	5586	31.4
65	162	238	5214	29.3
60	149	234	4810	27.0
55	136	231	4402	24.9
50	123	227	3990	22.6
45	111	224	3608	20.6
40	98	219	3194	18.5
35	86	214	2806	16.5
30	73	208	2387	14.3
25	61	202	1996	12.2
20	49	194	1605	10.2
15	37	183	1210	8.2
10	25	169	813	6.2
5	12	142	385	4.1
2	5	110	150	3.0