
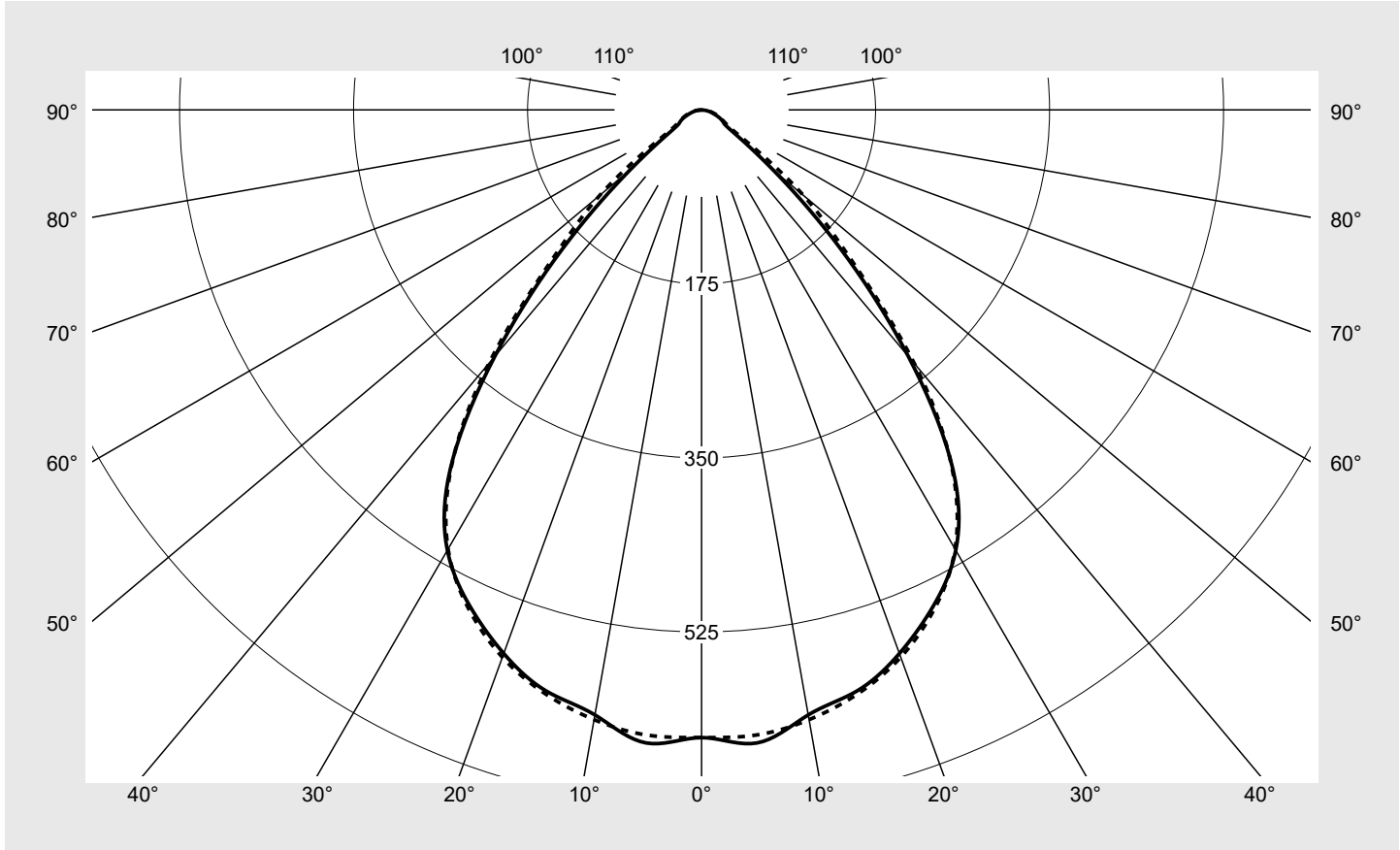


# Photometric test report

<b>Family</b> <b>Silica® 21</b> 	<b>Order number: 51MX23DB35BB</b> <b>EAN: 4058352902448</b>	<b>LP number</b> <b>59330_245</b>
	<b>Version</b> surface-mounted luminaire, with homogeneous illumination, prismatic cover, direct distribution, extremely wide distribution, UGR≤19 (L65≤3000cd/m²)	<b>serial documentation</b> <b>02.08.2023</b>
<b>Lamps</b> LED 3000 K   CRI ≥ 80	<b>Rated values</b> Net luminous flux = 4100 lm Power consumption = 30.1 W Luminous efficacy = 136.2 lm/W	
<b>Controlgear</b> ECG-DALI		

**Luminous intensity in cd/klm** C180-0 C270-90 **Imax: 642 cd/klm**



Classifications	
DIN 5040	A 6 0
CIE	N1=78 N2=96 N3=99 N4=100 N5=100

Luminaire light output ratios	
$\eta_{LB}$	100.0%
$\phi_u$	100.0%
$\phi_o$	0.0%

**Measurement conditions**  
 DIN EN 13032 and DIN 5032

## Photometric test report

Family <b>Silica® 21</b>	Order number: <b>51MX23DB35BB</b> EAN: <b>4058352902448</b>	LP number <b>59330_245</b>
Table of values for luminous intensities		Maximum luminous intensity
		<b>siteco</b>

C-planes $\gamma$	0° 180°	15°	30°	45°	60°	75°	90° 270°	Phi-zone	Total Phi-zone
		165° 195° 345°	150° 210° 330°	135° 225° 315°	120° 240° 300°	105° 255° 285°			
Luminous intensity in cd/klm								Luminous flux in lm/klm	
0°	631.2	631.2	631.2	631.2	631.2	631.2	631.2	3.8	3.8
5°	639.0	636.9	635.8	640.8	642.0	634.8	631.1	30.5	34.2
10°	617.8	615.8	612.2	616.7	624.6	629.4	622.7	59.0	93.2
15°	604.8	603.1	597.6	597.0	601.6	607.9	607.8	85.4	178.7
20°	581.7	581.2	575.6	575.6	576.2	579.7	585.7	108.5	287.2
25°	550.9	551.4	546.3	545.8	546.2	547.0	553.9	127.0	414.1
30°	511.3	512.1	506.5	506.8	506.5	506.0	509.9	139.2	553.4
35°	440.5	440.8	437.0	438.8	441.2	438.6	439.0	138.1	691.5
40°	323.4	324.8	326.1	329.4	332.6	332.8	333.0	115.9	807.4
45°	198.4	199.0	200.7	203.5	206.3	209.2	212.1	79.1	886.5
50°	93.9	108.5	122.0	111.2	100.2	119.3	133.6	47.2	933.7
55°	37.7	51.0	48.2	55.0	41.5	57.5	53.4	22.4	956.1
60°	25.5	26.5	28.2	26.2	26.1	27.8	29.0	12.8	968.9
65°	21.0	20.8	21.7	21.1	22.1	22.0	22.3	10.7	979.6
70°	15.2	15.5	16.2	16.1	16.4	16.6	17.4	8.3	987.9
75°	10.6	11.0	12.1	11.5	11.8	12.4	12.4	6.2	994.1
80°	6.4	6.8	7.5	8.1	7.5	8.4	8.5	4.1	998.3
85°	2.4	2.5	2.6	3.2	3.5	4.1	4.3	1.7	1000.0
90°	0.0	0.0	0.0	0.0	0.0	0.0	0.0	0.0	1000.0
95°	0.0	0.0	0.0	0.0	0.0	0.0	0.0	0.0	1000.0
100°	0.0	0.0	0.0	0.0	0.0	0.0	0.0	0.0	1000.0
105°	0.0	0.0	0.0	0.0	0.0	0.0	0.0	0.0	1000.0
110°	0.0	0.0	0.0	0.0	0.0	0.0	0.0	0.0	1000.0
115°	0.0	0.0	0.0	0.0	0.0	0.0	0.0	0.0	1000.0
120°	0.0	0.0	0.0	0.0	0.0	0.0	0.0	0.0	1000.0
125°	0.0	0.0	0.0	0.0	0.0	0.0	0.0	0.0	1000.0
130°	0.0	0.0	0.0	0.0	0.0	0.0	0.0	0.0	1000.0
135°	0.0	0.0	0.0	0.0	0.0	0.0	0.0	0.0	1000.0
140°	0.0	0.0	0.0	0.0	0.0	0.0	0.0	0.0	1000.0
145°	0.0	0.0	0.0	0.0	0.0	0.0	0.0	0.0	1000.0
150°	0.0	0.0	0.0	0.0	0.0	0.0	0.0	0.0	1000.0
155°	0.0	0.0	0.0	0.0	0.0	0.0	0.0	0.0	1000.0
160°	0.0	0.0	0.0	0.0	0.0	0.0	0.0	0.0	1000.0
165°	0.0	0.0	0.0	0.0	0.0	0.0	0.0	0.0	1000.0
170°	0.0	0.0	0.0	0.0	0.0	0.0	0.0	0.0	1000.0
175°	0.0	0.0	0.0	0.0	0.0	0.0	0.0	0.0	1000.0
180°	0.0	0.0	0.0	0.0	0.0	0.0	0.0	0.0	1000.0

## Photometric test report

Family <b>Silica® 21</b>	Order number: <b>51MX23DB35BB</b> EAN: <b>4058352902448</b>	LP number <b>59330_245</b>
-----------------------------	--	-------------------------------

<b>UGR-Table</b>	<b>Standard room</b>	<b>siteco</b>
------------------	----------------------	---------------

Reflection factor of ceiling	0.7	0.7	0.5	0.5	0.3	0.7	0.7	0.5	0.5	0.3	
Reflection factor of walls	0.5	0.3	0.5	0.3	0.3	0.5	0.3	0.5	0.3	0.3	
Reflection factor of floor	0.2	0.2	0.2	0.2	0.2	0.2	0.2	0.2	0.2	0.2	
Room dimensions	View crosswise (C0)					View endwise (C90)					
x	y										
2H	2H	18.4	19.8	18.8	20.1	20.4	18.6	20.0	19.0	20.3	20.6
	3H	18.5	19.7	18.9	20.0	20.4	18.7	19.9	19.1	20.3	20.6
	4H	18.5	19.7	18.9	20.0	20.4	18.8	19.9	19.2	20.3	20.6
	6H	18.6	19.6	19.0	19.9	20.3	18.9	19.9	19.3	20.2	20.6
	8H	18.6	19.5	19.1	19.9	20.3	19.0	19.9	19.4	20.2	20.6
	12H	18.6	19.5	19.1	19.9	20.3	19.0	19.8	19.4	20.2	20.6
4H	2H	18.4	19.5	18.8	19.8	20.2	18.6	19.7	19.0	20.0	20.4
	3H	18.5	19.4	18.9	19.8	20.2	18.7	19.7	19.2	20.0	20.5
	4H	18.6	19.4	19.0	19.8	20.3	18.8	19.7	19.3	20.1	20.5
	6H	18.7	19.4	19.1	19.8	20.3	19.0	19.7	19.4	20.1	20.6
	8H	18.7	19.3	19.2	19.8	20.3	19.0	19.7	19.5	20.1	20.6
	12H	18.7	19.3	19.2	19.7	20.2	19.1	19.7	19.6	20.1	20.6
8H	4H	18.6	19.2	19.1	19.7	20.2	18.8	19.5	19.3	19.9	20.4
	6H	18.7	19.2	19.2	19.7	20.2	19.0	19.5	19.5	20.0	20.5
	8H	18.8	19.2	19.3	19.7	20.2	19.1	19.6	19.6	20.1	20.6
	12H	18.8	19.2	19.3	19.7	20.2	19.2	19.6	19.7	20.1	20.6
12H	4H	18.6	19.1	19.1	19.6	20.1	18.8	19.4	19.3	19.8	20.3
	6H	18.7	19.2	19.3	19.7	20.2	19.0	19.5	19.5	20.0	20.5
	8H	18.8	19.2	19.3	19.7	20.2	19.1	19.5	19.7	20.0	20.6

<b>Luminance table</b>	<b>Max. for <math>\gamma \geq 65^\circ</math></b>	<b>Photometric dimensions in mm:</b>	<b>L = 1500</b> <b>B = 50</b>
------------------------	---	--------------------------------------	----------------------------------

C-planes	$\gamma$	Luminance in cd/m <sup>2</sup>							
		0° 180°	15° 165° 195° 345°	30° 150° 210° 330°	45° 135° 225° 315°	60° 120° 240° 300°	75° 105° 255° 285°	90° 270°	
45°		15337.1	15386.8	15516.8	15733.4	15947.7	16176.3	16396.2	
50°		7985.6	9225.1	10377.4	9461.0	8525.0	10144.7	11360.6	
55°		3593.5	4859.8	4595.5	5239.5	3952.2	5476.5	5093.4	
60°		2786.7	2901.2	3078.1	2859.1	2851.3	3042.2	3168.5	
65°		2712.4	2694.8	2807.3	2728.9	2858.0	2844.2	2883.9	
70°		2428.8	2480.0	2581.5	2570.0	2616.8	2647.5	2781.9	
75°		2234.0	2315.3	2548.7	2438.7	2493.0	2614.9	2619.3	
80°		2010.4	2136.0	2358.3	2564.8	2374.0	2654.5	2660.5	
85°		1519.8	1542.4	1645.2	2011.5	2168.3	2548.4	2673.3	

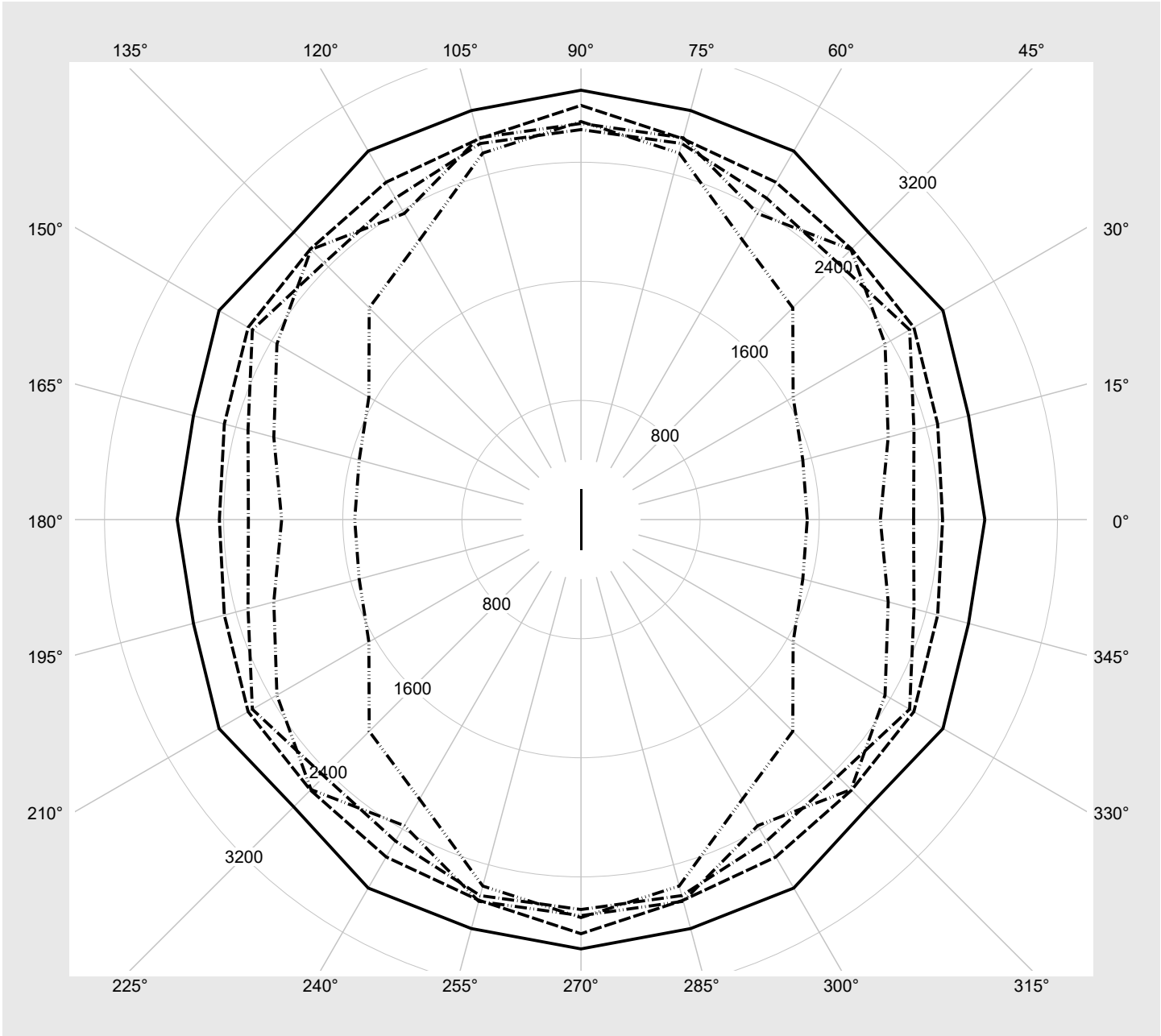
**Photometric test report**

<b>Family</b> <b>Silica® 21</b>	<b>Order number: 51MX23DB35BB</b> <b>EAN: 4058352902448</b>	<b>LP number</b> <b>59330_245</b>
------------------------------------	--	--------------------------------------

**Luminance values in cd/m<sup>2</sup>**

$\gamma$  65°   
   $\gamma$  70°   
   $\gamma$  75°   
   $\gamma$  80°   
   $\gamma$  85°

**siteco**



## Photometric test report

<b>Family</b> Silica® 21	<b>Order number: 51MX23DB35BB</b> <b>EAN: 4058352902448</b>	<b>LP number</b> 59330_245
-----------------------------	--	-------------------------------

<b>Dimming levels table</b>	environmental temperature: 25°C	<b>sITeco</b>
-----------------------------	---------------------------------	---------------

Luminous flux %	Dimming level linear	Dimming level logarithmic	Luminous flux [lm]	Power consumption [W]
100	254	254	4100	30.1
95	241	252	3900	28.5
90	227	250	3685	26.8
85	214	248	3484	25.3
80	201	245	3282	23.7
75	188	243	3078	22.2
70	175	240	2873	20.6
65	162	238	2666	19.1
60	149	234	2458	17.6
55	136	231	2249	16.1
50	124	228	2054	14.7
45	111	224	1843	13.2
40	99	219	1647	11.9
35	86	214	1433	10.4
30	74	209	1235	9.1
25	61	202	1019	7.7
20	49	194	818	6.4
15	37	183	616	5.1
10	25	169	414	3.8
5	13	145	211	2.3
3	9	132	143	1.6