



# Photometric test report

<b>Family</b> <b>Silica® 21</b>	<b>Order number: 51MX23DA44WB</b> <b>EAN: 4058352884409</b>	<b>LP number</b> <b>59330_236</b>
	<b>Version</b> surface-mounted luminaire, with homogeneous illumination, prismatic cover, direct distribution, extremely wide distribution, UGR≤19 (L65≤3000cd/m²) <b>Lamps</b> LED 4000 K   CRI ≥ 80 <b>Controlgear</b> ECG-DALI <b>Rated values</b> Net luminous flux = 3280 lm Power consumption = 22.4 W Luminous efficacy = 146.4 lm/W	<b>serial documentation</b> <b>02.08.2023</b>  

**Luminous intensity in cd/klm** C180-0 C270-90 **Imax: 642 cd/klm**



Classifications	
DIN 5040	A 6 0
CIE	N1=78 N2=96 N3=99 N4=100 N5=100

Luminaire light output ratios	
$\eta_{LB}$	100.0%
$\phi_u$	100.0%
$\phi_o$	0.0%

Measurement conditions
DIN EN 13032 and DIN 5032

### Photometric test report

Family <b>Silica® 21</b>	Order number: <b>51MX23DA44WB</b> EAN: <b>4058352884409</b>	LP number <b>59330_236</b>
Table of values for luminous intensities		Maximum luminous intensity
		<b>siteco</b>

C-planes $\gamma$	0° 180°	15°	30°	45°	60°	75°	90° 270°	Phi-zone	Total Phi-zone
		165° 195° 345°	150° 210° 330°	135° 225° 315°	120° 240° 300°	105° 255° 285°			
Luminous intensity in cd/klm								Luminous flux in lm/klm	
0°	631.2	631.2	631.2	631.2	631.2	631.2	631.2	3.8	3.8
5°	639.0	636.9	635.8	640.8	642.0	634.8	631.1	30.5	34.2
10°	617.8	615.8	612.2	616.7	624.6	629.4	622.7	59.0	93.2
15°	604.8	603.1	597.6	597.0	601.6	607.9	607.8	85.4	178.7
20°	581.7	581.2	575.6	575.6	576.2	579.7	585.7	108.5	287.2
25°	550.9	551.4	546.3	545.8	546.2	547.0	553.9	127.0	414.1
30°	511.3	512.1	506.5	506.8	506.5	506.0	509.9	139.2	553.4
35°	440.5	440.8	437.0	438.8	441.2	438.6	439.0	138.1	691.5
40°	323.4	324.8	326.1	329.4	332.6	332.8	333.0	115.9	807.4
45°	198.4	199.0	200.7	203.5	206.3	209.2	212.1	79.1	886.5
50°	93.9	108.5	122.0	111.2	100.2	119.3	133.6	47.2	933.7
55°	37.7	51.0	48.2	55.0	41.5	57.5	53.4	22.4	956.1
60°	25.5	26.5	28.2	26.2	26.1	27.8	29.0	12.8	968.9
65°	21.0	20.8	21.7	21.1	22.1	22.0	22.3	10.7	979.6
70°	15.2	15.5	16.2	16.1	16.4	16.6	17.4	8.3	987.9
75°	10.6	11.0	12.1	11.5	11.8	12.4	12.4	6.2	994.1
80°	6.4	6.8	7.5	8.1	7.5	8.4	8.5	4.1	998.3
85°	2.4	2.5	2.6	3.2	3.5	4.1	4.3	1.7	1000.0
90°	0.0	0.0	0.0	0.0	0.0	0.0	0.0	0.0	1000.0
95°	0.0	0.0	0.0	0.0	0.0	0.0	0.0	0.0	1000.0
100°	0.0	0.0	0.0	0.0	0.0	0.0	0.0	0.0	1000.0
105°	0.0	0.0	0.0	0.0	0.0	0.0	0.0	0.0	1000.0
110°	0.0	0.0	0.0	0.0	0.0	0.0	0.0	0.0	1000.0
115°	0.0	0.0	0.0	0.0	0.0	0.0	0.0	0.0	1000.0
120°	0.0	0.0	0.0	0.0	0.0	0.0	0.0	0.0	1000.0
125°	0.0	0.0	0.0	0.0	0.0	0.0	0.0	0.0	1000.0
130°	0.0	0.0	0.0	0.0	0.0	0.0	0.0	0.0	1000.0
135°	0.0	0.0	0.0	0.0	0.0	0.0	0.0	0.0	1000.0
140°	0.0	0.0	0.0	0.0	0.0	0.0	0.0	0.0	1000.0
145°	0.0	0.0	0.0	0.0	0.0	0.0	0.0	0.0	1000.0
150°	0.0	0.0	0.0	0.0	0.0	0.0	0.0	0.0	1000.0
155°	0.0	0.0	0.0	0.0	0.0	0.0	0.0	0.0	1000.0
160°	0.0	0.0	0.0	0.0	0.0	0.0	0.0	0.0	1000.0
165°	0.0	0.0	0.0	0.0	0.0	0.0	0.0	0.0	1000.0
170°	0.0	0.0	0.0	0.0	0.0	0.0	0.0	0.0	1000.0
175°	0.0	0.0	0.0	0.0	0.0	0.0	0.0	0.0	1000.0
180°	0.0	0.0	0.0	0.0	0.0	0.0	0.0	0.0	1000.0

## Photometric test report

Family <b>Silica® 21</b>	Order number: <b>51MX23DA44WB</b> EAN: <b>4058352884409</b>	LP number <b>59330_236</b>
-----------------------------	--	-------------------------------

<b>UGR-Table</b>	<b>Standard room</b>	<b>siteco</b>
------------------	----------------------	---------------

Reflection factor of ceiling	0.7	0.7	0.5	0.5	0.3	0.7	0.7	0.5	0.5	0.3	
Reflection factor of walls	0.5	0.3	0.5	0.3	0.3	0.5	0.3	0.5	0.3	0.3	
Reflection factor of floor	0.2	0.2	0.2	0.2	0.2	0.2	0.2	0.2	0.2	0.2	
Room dimensions	View crosswise (C0)					View endwise (C90)					
x	y										
2H	2H	18.4	19.8	18.8	20.1	20.4	18.6	20.0	19.0	20.3	20.6
	3H	18.5	19.7	18.9	20.0	20.4	18.7	19.9	19.1	20.3	20.6
	4H	18.5	19.7	18.9	20.0	20.4	18.8	19.9	19.2	20.3	20.6
	6H	18.6	19.6	19.0	19.9	20.3	18.9	19.9	19.3	20.2	20.6
	8H	18.6	19.5	19.1	19.9	20.3	19.0	19.9	19.4	20.2	20.6
	12H	18.6	19.5	19.1	19.9	20.3	19.0	19.8	19.4	20.2	20.6
4H	2H	18.4	19.5	18.8	19.8	20.2	18.6	19.7	19.0	20.0	20.4
	3H	18.5	19.4	18.9	19.8	20.2	18.7	19.7	19.2	20.0	20.5
	4H	18.6	19.4	19.0	19.8	20.3	18.8	19.7	19.3	20.1	20.5
	6H	18.7	19.4	19.1	19.8	20.3	19.0	19.7	19.4	20.1	20.6
	8H	18.7	19.3	19.2	19.8	20.3	19.0	19.7	19.5	20.1	20.6
	12H	18.7	19.3	19.2	19.7	20.2	19.1	19.7	19.6	20.1	20.6
8H	4H	18.6	19.2	19.1	19.7	20.2	18.8	19.5	19.3	19.9	20.4
	6H	18.7	19.2	19.2	19.7	20.2	19.0	19.5	19.5	20.0	20.5
	8H	18.8	19.2	19.3	19.7	20.2	19.1	19.6	19.6	20.1	20.6
	12H	18.8	19.2	19.3	19.7	20.2	19.2	19.6	19.7	20.1	20.6
12H	4H	18.6	19.1	19.1	19.6	20.1	18.8	19.4	19.3	19.8	20.3
	6H	18.7	19.2	19.3	19.7	20.2	19.0	19.5	19.5	20.0	20.5
	8H	18.8	19.2	19.3	19.7	20.2	19.1	19.5	19.7	20.0	20.6

<b>Luminance table</b>	<b>Max. for <math>\gamma \geq 65^\circ</math></b>	<b>Photometric dimensions in mm:</b>	<b>L = 1200</b>
			<b>B = 50</b>

C-planes	$\gamma$	Luminance in cd/m <sup>2</sup>							
		0° 180°	15° 165° 195° 345°	30° 150° 210° 330°	45° 135° 225° 315°	60° 120° 240° 300°	75° 105° 255° 285°	90° 270°	
45°		15337.1	15386.8	15516.8	15733.4	15947.7	16176.3	16396.2	
50°		7985.6	9225.1	10377.4	9461.0	8525.0	10144.7	11360.6	
55°		3593.5	4859.8	4595.5	5239.5	3952.2	5476.5	5093.4	
60°		2786.7	2901.2	3078.1	2859.1	2851.3	3042.2	3168.5	
65°		2712.4	2694.8	2807.3	2728.9	2858.0	2844.2	2883.9	
70°		2428.8	2480.0	2581.5	2570.0	2616.8	2647.5	2781.9	
75°		2234.0	2315.3	2548.7	2438.7	2493.0	2614.9	2619.3	
80°		2010.4	2136.0	2358.3	2564.8	2374.0	2654.5	2660.5	
85°		1519.8	1542.4	1645.2	2011.5	2168.3	2548.4	2673.3	

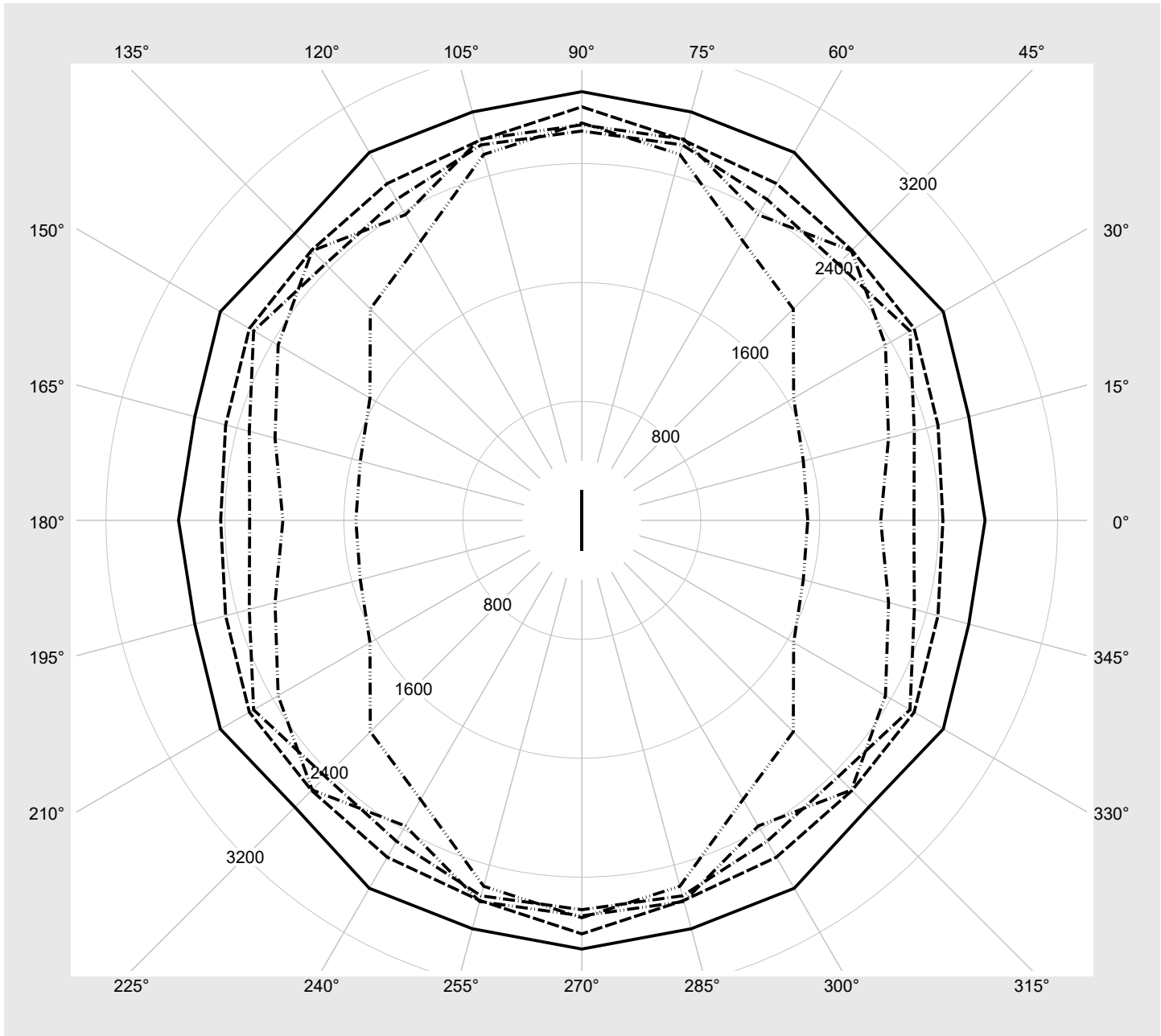
**Photometric test report**

<b>Family</b> <b>Silica® 21</b>	<b>Order number: 51MX23DA44WB</b> <b>EAN: 4058352884409</b>	<b>LP number</b> <b>59330_236</b>
------------------------------------	--	--------------------------------------

**Luminance values in cd/m<sup>2</sup>**

$\gamma$  65°    
   $\gamma$  70°    
   $\gamma$  75°    
   $\gamma$  80°    
   $\gamma$  85°

**siteco**



## Photometric test report

<b>Family</b> Silica® 21	<b>Order number: 51MX23DA44WB</b> <b>EAN: 4058352884409</b>	<b>LP number</b> 59330_236
-----------------------------	--	-------------------------------

<b>Dimming levels table</b>	environmental temperature: 25°C	<b>sITeco</b>
-----------------------------	---------------------------------	---------------

Luminous flux %	Dimming level linear	Dimming level logarithmic	Luminous flux [lm]	Power consumption [W]
100	254	254	3280	22.4
95	241	252	3120	21.3
90	227	250	2947	20.1
85	214	248	2786	18.9
80	201	245	2623	17.7
75	188	243	2459	16.6
70	175	240	2295	15.4
65	162	238	2128	14.4
60	149	234	1962	13.2
55	137	231	1808	12.2
50	124	228	1639	11.0
45	111	224	1470	10.0
40	99	219	1313	8.9
35	86	214	1142	7.9
30	74	209	984	6.9
25	62	202	825	6.0
20	49	194	651	4.8
15	37	183	490	3.9
10	25	169	329	2.9
5	13	145	168	1.8
3	9	132	114	1.2