
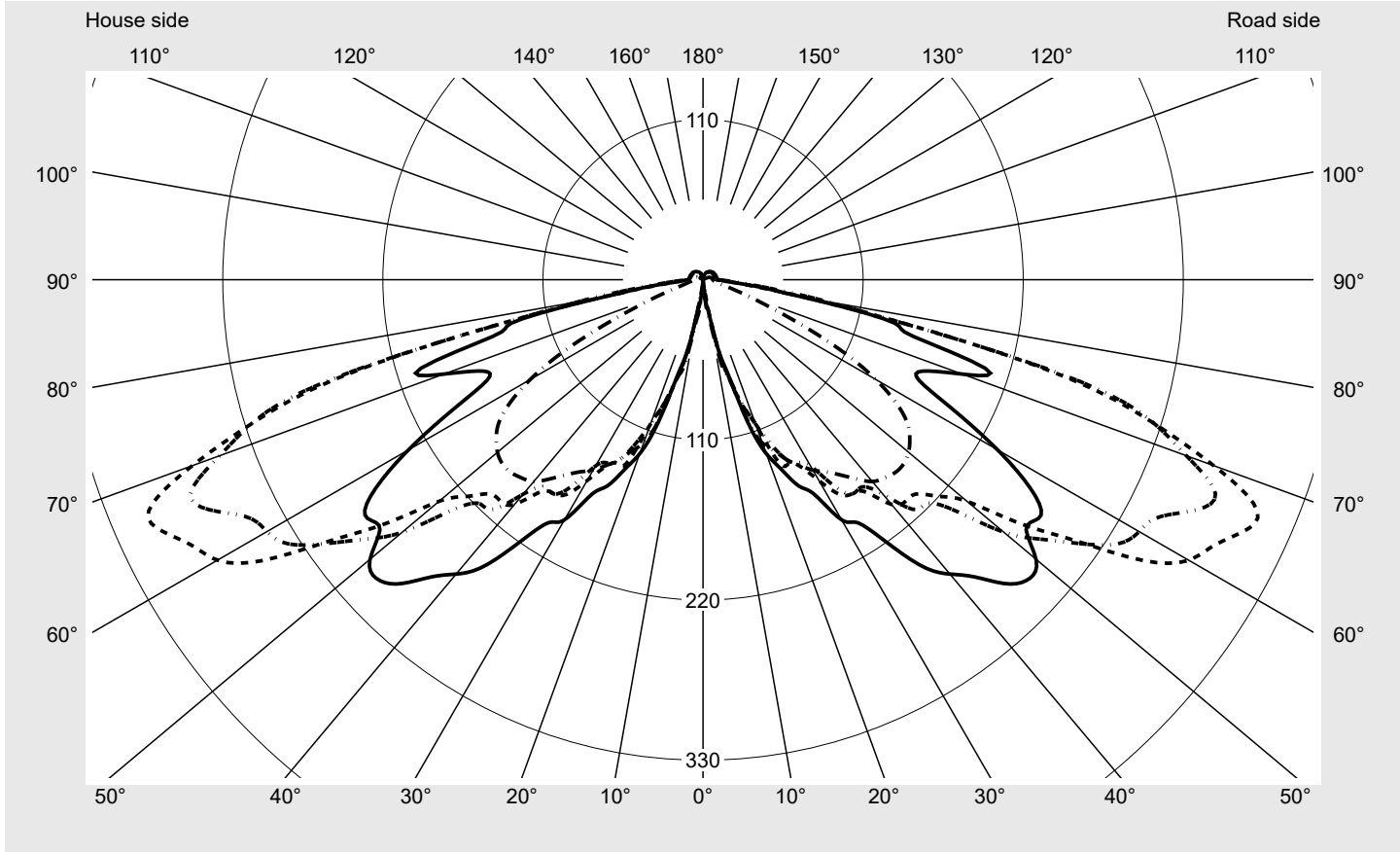


Photometric test report

Family CITY-LIGHT 400 LED	Order number: 5XA5305RF14H EAN: 4058352836149	LP number 57137_51
	Version post-top- or mounting to wall arm Optic symmetric, wide distribution (PL1.2s) Cover cover transparent, PMMA Lamps LED 4000 K CRI ≥ 70 Controlgear ECG SITECO iQ Rated values Net luminous flux = 2970 lm Power consumption = 18.5 W Luminous efficacy = 160.5 lm/W	serial documentation 24.02.2023



Luminous intensity in cd/klm C180-0 C205-25 C210-30 C270-90 **Imax: 412 cd/klm**



Luminaire output ratios	
Eta	100.0%
Eta 0° - 90°	95.7%
Eta 90° - 180°	4.3%

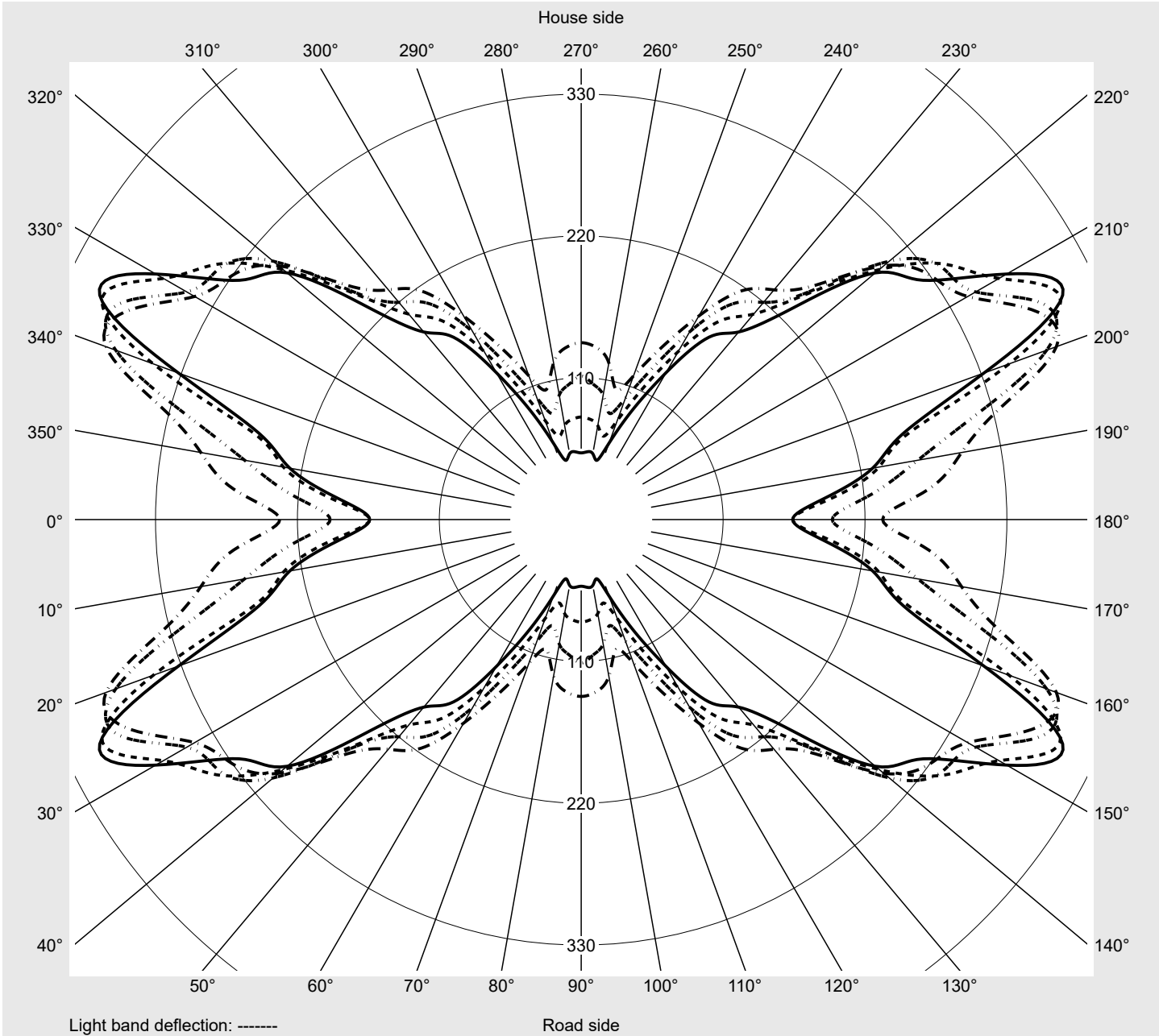
Luminous intensity class acc. to EN13201-2	
Class:	G3
Imax 70°	373.5
Imax 80°	89.1
Imax 90°	10.5
Imax >90°	9.8
Imax >95°	9.4

Measurement conditions
DIN EN 13032 and DIN 5032

Photometric test report

Family CITY-LIGHT 400 LED	Order number: 5XA5305RF14H EAN: 4058352836149	LP number 57137_51
--	--	-------------------------------------

Envelope curve in cd/klm **KMK 67.5°** **KMK 65°** **KMK 62.5°** **KMK 60°** **siteco**



Photometric test report

Family CITY-LIGHT 400 LED	Order number: 5XA5305RF14H EAN: 4058352836149	LP number 57137_51
--	--	-------------------------------------

siteco

Table of values for luminous intensities Maximum luminous intensity


C-planes	0° 180°	5°	10°	15°	20°	25°	30°	35°	40°	45°
		175° 185° 355°	170° 190° 350°	165° 195° 345°	160° 200° 340°	155° 205° 335°	150° 210° 330°	145° 215° 325°	140° 220° 320°	135° 225° 315°
Luminous intensity in cd/klm										
γ										
0,0°	1.8	1.8	1.8	1.8	1.8	1.8	1.8	1.8	1.8	1.8
2,5°	1.6	1.6	1.6	1.6	1.6	1.7	1.8	2.0	2.0	2.1
5,0°	3.7	3.8	3.8	3.8	4.1	4.3	4.6	4.6	4.9	5.4
7,5°	16.8	15.1	13.9	11.7	9.6	8.2	7.6	7.4	8.1	9.4
10,0°	23.9	24.6	25.0	26.2	25.1	22.6	19.7	20.0	23.0	26.6
12,5°	50.9	46.4	46.8	46.8	45.2	51.7	51.5	51.2	46.5	43.4
15,0°	68.7	57.0	68.0	68.3	70.4	71.1	70.4	68.1	67.6	67.4
17,5°	103.4	89.4	90.2	84.7	88.1	91.2	89.2	85.9	84.8	81.8
20,0°	127.2	117.4	119.9	117.7	113.5	105.4	105.6	95.7	95.2	96.9
22,5°	141.3	136.0	150.3	147.3	146.5	135.8	122.7	113.2	102.2	96.5
25,0°	156.6	147.9	140.6	138.4	146.5	139.2	136.6	129.2	113.2	106.9
27,5°	166.6	162.5	158.9	150.9	151.3	144.5	141.9	138.6	133.6	123.1
30,0°	190.5	184.5	179.4	169.2	172.1	159.4	147.6	141.4	137.7	141.0
32,5°	197.9	193.0	189.2	185.3	185.1	174.9	168.4	155.2	154.8	162.3
35,0°	220.4	217.7	205.2	189.8	187.3	179.2	179.5	179.0	182.2	179.3
37,5°	248.6	242.9	228.2	209.5	205.1	183.8	179.4	194.0	205.2	200.4
40,0°	263.9	250.5	234.3	220.2	225.7	201.5	192.3	200.7	217.6	221.1
42,5°	277.0	267.0	248.5	232.8	229.2	206.2	214.1	223.1	224.0	232.8
45,0°	295.4	289.6	274.7	249.2	237.9	208.0	217.4	239.7	248.7	241.1
47,5°	304.0	302.2	305.5	281.0	254.1	220.4	234.6	252.3	261.5	253.8
50,0°	298.7	307.9	335.2	300.9	274.5	236.7	269.9	276.2	266.7	258.0
52,5°	279.9	302.2	335.4	316.4	297.8	275.5	292.8	299.1	275.0	256.2
55,0°	283.2	302.1	319.1	330.8	330.3	312.6	316.0	310.5	288.1	258.2
57,5°	266.8	303.4	320.4	340.8	367.5	359.1	337.7	318.1	295.3	260.4
60,0°	233.7	270.4	299.4	337.1	392.0	385.3	346.0	330.2	306.2	257.1
62,5°	194.6	226.1	265.0	318.5	384.0	395.6	353.1	341.2	311.8	249.9
65,0°	164.0	196.1	234.4	265.0	353.1	409.4	374.0	345.1	301.7	247.4
67,5°	164.0	189.4	229.4	258.6	332.2	411.8	380.9	323.5	297.7	231.9
70,0°	189.5	207.3	242.0	265.8	314.2	373.5	353.4	301.5	260.7	208.3
72,5°	204.2	210.6	228.2	252.8	298.5	321.8	323.2	267.8	206.7	169.0
75,0°	148.2	177.3	192.0	214.9	251.7	257.6	264.8	195.8	143.4	122.3
77,5°	132.1	130.1	130.1	148.4	153.1	151.3	149.4	113.1	93.2	84.3
80,0°	72.0	68.2	71.8	89.1	73.6	74.9	87.1	77.3	64.4	47.0
82,5°	40.5	38.6	39.9	53.4	37.6	36.6	48.0	55.0	42.9	30.8
85,0°	19.2	19.3	20.1	23.3	19.7	21.5	27.4	30.1	19.7	15.9
87,5°	13.7	13.8	14.1	14.8	14.4	15.3	16.4	14.8	13.6	11.4
90,0°	10.4	10.5	10.2	10.1	9.9	10.0	9.6	9.1	8.8	8.6
92,5°	9.8	9.7	9.6	9.4	9.3	9.2	9.0	8.9	8.6	8.5
95,0°	9.4	9.5	9.3	9.1	9.1	9.0	8.8	8.6	8.4	8.2
97,5°	9.4	9.4	9.2	9.0	8.9	8.8	8.6	8.6	8.4	8.2
100,0°	9.4	9.3	9.2	9.0	8.9	8.8	8.6	8.5	8.3	8.2
102,5°	9.4	9.2	9.0	8.9	8.8	8.6	8.6	8.4	8.2	8.2
105,0°	9.2	9.1	9.0	8.9	8.7	8.6	8.5	8.3	8.2	8.1
107,5°	9.2	9.1	8.9	8.7	8.6	8.6	8.4	8.2	8.1	8.0
110,0°	9.2	9.0	8.8	8.6	8.5	8.4	8.3	8.2	8.1	7.9

Photometric test report

Family CITY-LIGHT 400 LED	Order number: 5XA5305RF14H EAN: 4058352836149	LP number 57137_51
Table of values for luminous intensities		Maximum luminous intensity
		siteco

C-planes γ	50°	55°	60°	65°	70°	75°	80°	85°	90°	Phi-zone	Total Phi-zone
	130° 230° 310°	125° 235° 305°	120° 240° 300°	115° 245° 295°	110° 250° 290°	105° 255° 285°	100° 260° 280°	95° 265° 275°			
Luminous intensity in cd/klm										Luminous flux in lm/klm	
0,0°	1.8	1.8	1.8	1.8	1.8	1.8	1.8	1.8	1.8	0.0	0.0
2,5°	2.2	2.4	2.4	2.4	2.4	2.4	2.2	2.2	2.2	0.0	0.0
5,0°	5.9	6.4	7.0	7.3	7.6	7.9	7.9	8.0	8.0	0.1	0.2
7,5°	11.1	14.3	16.0	17.1	18.7	20.0	21.3	22.5	23.3	0.5	0.7
10,0°	28.9	30.3	31.6	31.0	30.2	30.0	29.7	30.8	32.5	1.3	1.9
12,5°	39.6	39.8	40.3	42.8	46.8	49.4	52.6	56.1	61.1	2.8	4.8
15,0°	71.5	66.2	62.2	60.8	62.0	67.4	71.6	70.9	71.4	4.8	9.5
17,5°	80.6	76.6	76.9	77.3	79.6	87.1	95.1	99.3	101.0	7.1	16.7
20,0°	97.3	95.2	94.8	91.6	90.6	95.2	109.4	116.2	119.6	9.8	26.5
22,5°	99.5	104.4	108.7	104.5	107.4	107.7	120.2	125.9	127.0	12.6	39.1
25,0°	107.3	113.5	118.9	119.0	119.3	119.3	126.0	133.0	136.6	14.8	53.9
27,5°	116.3	118.7	129.9	133.8	133.4	132.9	133.8	141.1	143.7	17.6	71.5
30,0°	138.7	138.7	144.1	148.1	143.9	139.8	141.2	150.0	151.1	20.9	92.4
32,5°	164.6	159.2	155.0	158.5	154.9	147.1	151.4	155.7	156.4	24.5	116.9
35,0°	183.9	186.0	175.6	173.1	166.3	153.6	156.6	162.2	163.6	28.4	145.2
37,5°	197.9	208.0	199.9	187.1	175.3	159.0	166.6	170.8	172.3	32.7	177.9
40,0°	210.6	215.3	213.2	196.7	180.5	165.0	173.3	179.7	180.9	36.4	214.3
42,5°	228.6	221.5	220.8	206.1	182.0	165.7	178.0	183.2	184.6	40.1	254.4
45,0°	239.8	231.5	223.5	212.2	181.2	167.6	179.1	186.0	187.1	43.8	298.2
47,5°	246.6	239.6	225.6	210.3	180.1	165.8	180.9	186.0	187.1	47.7	345.9
50,0°	251.4	241.0	222.6	204.2	173.4	161.7	176.6	183.6	184.4	51.1	397.0
52,5°	252.2	243.5	219.6	193.1	165.2	152.8	171.5	177.8	179.1	53.8	450.8
55,0°	250.7	241.7	212.5	180.1	151.8	141.4	160.0	168.9	171.3	56.2	507.0
57,5°	245.9	234.6	201.8	163.7	135.9	125.1	145.5	153.7	157.2	58.1	565.1
60,0°	232.6	216.5	182.3	147.1	118.6	104.4	123.4	134.0	137.2	57.6	622.7
62,5°	219.9	204.1	168.2	128.3	100.2	85.2	98.0	105.5	111.2	55.5	678.2
65,0°	208.0	188.3	150.5	111.3	81.7	67.0	74.0	78.1	79.5	52.5	730.7
67,5°	189.9	172.7	131.6	93.3	63.1	47.6	51.8	52.7	51.7	50.2	780.9
70,0°	172.3	152.3	112.4	79.0	50.4	30.4	32.4	32.7	33.5	47.2	828.1
72,5°	141.8	125.5	95.2	61.0	41.5	23.0	21.1	20.3	21.3	42.4	870.5
75,0°	117.2	109.1	80.4	45.6	26.3	18.8	15.8	14.5	14.7	34.3	904.8
77,5°	87.0	87.7	64.9	31.9	17.0	13.4	12.7	11.4	11.7	23.1	927.9
80,0°	40.3	41.8	30.0	15.4	12.5	10.5	10.4	9.7	9.8	13.0	940.8
82,5°	21.0	16.2	13.5	11.4	10.3	9.3	8.6	8.4	8.2	7.6	948.5
85,0°	11.3	10.6	10.0	9.5	8.8	8.2	8.0	7.7	7.4	4.3	952.8
87,5°	9.6	9.1	8.7	8.3	7.8	7.6	7.5	7.2	7.2	3.1	955.9
90,0°	8.3	8.1	7.8	7.7	7.4	7.2	7.1	6.7	6.7	2.4	958.3
92,5°	8.2	7.9	7.7	7.5	7.4	7.1	7.0	6.6	6.5	2.3	960.5
95,0°	8.1	7.8	7.7	7.4	7.2	7.1	6.7	6.5	6.7	2.2	962.8
97,5°	8.0	7.7	7.5	7.4	7.3	7.1	6.8	6.6	6.3	2.2	965.0
100,0°	8.0	7.8	7.5	7.4	7.3	7.1	6.7	6.5	6.5	2.2	967.1
102,5°	8.0	7.6	7.5	7.4	7.2	7.0	6.7	6.5	6.3	2.1	969.3
105,0°	7.8	7.6	7.4	7.4	7.1	7.0	6.7	6.3	5.5	2.1	971.3
107,5°	7.8	7.5	7.4	7.3	7.1	7.0	6.7	6.2	5.1	2.0	973.4
110,0°	7.7	7.5	7.4	7.3	7.0	6.8	6.6	6.0	4.7	2.0	975.4

Photometric test report

Family CITY-LIGHT 400 LED	Order number: 5XA5305RF14H EAN: 4058352836149	LP number 57137_51
Table of values for luminous intensities		
Maximum luminous intensity		

C-planes	0° 180°	5°	10°	15°	20°	25°	30°	35°	40°	45°
		175° 185° 355°	170° 190° 350°	165° 195° 345°	160° 200° 340°	155° 205° 335°	150° 210° 330°	145° 215° 325°	140° 220° 320°	135° 225° 315°
γ		Luminous intensity in cd/klm								
112,5°	9.0	8.7	8.6	8.5	8.5	8.4	8.1	8.1	8.0	7.8
115,0°	8.8	8.7	8.6	8.5	8.5	8.2	8.1	8.0	8.0	7.8
117,5°	8.8	8.7	8.6	8.5	8.3	8.2	8.1	7.9	7.9	7.7
120,0°	8.8	8.7	8.6	8.3	8.3	8.1	8.0	7.9	7.8	7.7
122,5°	8.6	8.6	8.4	8.2	8.2	8.1	7.9	7.8	7.8	7.7
125,0°	8.6	8.3	8.2	8.2	8.1	8.0	7.8	7.7	7.7	7.7
127,5°	8.2	8.3	8.2	8.0	8.0	7.8	7.7	7.6	7.6	7.4
130,0°	8.2	8.0	8.0	7.8	7.7	7.7	7.5	7.4	7.4	7.3
132,5°	8.0	7.9	7.8	7.8	7.7	7.6	7.4	7.3	7.3	7.3
135,0°	7.8	7.8	7.7	7.6	7.5	7.4	7.3	7.2	7.1	7.0
137,5°	7.6	7.5	7.5	7.4	7.3	7.2	7.1	7.0	7.0	6.8
140,0°	7.4	7.1	7.1	7.0	6.8	7.0	6.7	6.7	6.6	6.5
142,5°	7.0	7.0	6.8	6.7	6.7	6.6	6.5	6.5	6.5	6.4
145,0°	6.5	6.5	6.5	6.4	6.4	6.5	6.3	6.3	6.2	6.1
147,5°	6.3	6.2	6.3	6.2	6.1	6.1	6.0	6.0	6.0	5.9
150,0°	6.1	6.1	6.0	5.9	5.8	5.8	5.8	5.8	5.7	5.7
165,0°	3.3	3.3	3.3	3.4	3.3	3.3	3.3	3.3	3.3	3.3
180,0°	0.0	0.0	0.0	0.0	0.0	0.0	0.0	0.0	0.0	0.0

C-planes	50°	55°	60°	65°	70°	75°	80°	85°	90° 270°	Phi-zone	Total Phi-zone
	130° 230° 310°	125° 235° 305°	120° 240° 300°	115° 245° 295°	110° 250° 290°	105° 255° 285°	100° 260° 280°	95° 265° 275°			
γ		Luminous intensity in cd/klm								Luminous flux in lm/klm	
112,5°	7.7	7.5	7.4	7.1	7.0	6.6	6.5	5.8	4.3	1.9	977.3
115,0°	7.7	7.4	7.4	7.1	7.0	6.6	6.5	5.2	3.1	1.9	979.2
117,5°	7.6	7.4	7.2	7.0	6.8	6.6	6.5	4.7	2.2	1.8	981.0
120,0°	7.5	7.4	7.3	7.0	6.7	6.6	6.5	4.3	2.2	1.7	982.7
122,5°	7.4	7.3	7.1	7.0	6.7	6.5	6.4	3.9	2.2	1.7	984.4
125,0°	7.4	7.1	7.0	6.8	6.5	6.5	6.2	3.7	2.2	1.6	986.0
127,5°	7.3	7.1	7.0	6.6	6.5	6.4	5.9	3.6	2.2	1.5	987.5
130,0°	7.1	7.0	6.7	6.6	6.5	6.2	5.5	3.4	2.2	1.4	988.9
132,5°	7.0	7.0	6.6	6.5	6.5	6.1	5.2	3.4	2.2	1.4	990.3
135,0°	6.8	6.6	6.5	6.4	6.1	6.1	4.8	3.2	2.2	1.3	991.6
137,5°	6.6	6.5	6.4	6.2	6.1	5.7	4.5	3.1	2.2	1.2	992.7
140,0°	6.5	6.2	6.1	6.0	5.7	5.4	4.2	3.0	2.2	1.1	993.8
142,5°	6.2	6.1	5.9	5.7	5.7	5.0	4.0	3.0	2.2	1.0	994.8
145,0°	6.1	5.9	5.7	5.7	5.6	4.7	3.7	2.9	2.2	0.9	995.7
147,5°	5.7	5.7	5.6	5.5	5.2	4.3	3.7	2.9	2.0	0.8	996.5
150,0°	5.7	5.4	5.4	5.3	4.8	4.0	3.6	2.8	2.2	2.3	998.7
165,0°	3.3	2.9	2.9	2.6	2.5	2.1	2.0	1.9	1.8	1.2	1000.0
180,0°	0.0	0.0	0.0	0.0	0.0	0.0	0.0	0.0	0.0	0.0	1000.0

Photometric test report

Family CITY-LIGHT 400 LED	Order number: 5XA5305RF14H EAN: 4058352836149	LP number 57137_51
-------------------------------------	--	------------------------------

Dimming levels table	environmental temperature: 25°C	siteco
-----------------------------	---------------------------------	---------------

Luminous flux %	Dimming level linear	Dimming level logarithmic	Luminous flux [lm]	Power consumption [W]	Power consumption [W]	Power consumption [W]
				start of lifetime	end of lifetime	average
100	254	254	2970	18.5	19.7	19.1
95	241	252	2818	17.5	18.6	18.0
90	229	250	2678	16.6	17.6	17.1
85	216	248	2526	15.6	16.6	16.1
80	203	246	2374	14.7	15.6	15.2
75	190	243	2222	13.7	14.6	14.2
70	178	241	2081	12.8	13.6	13.2
65	165	238	1929	11.9	12.6	12.2
60	152	235	1777	11.0	11.6	11.3
55	140	232	1637	10.1	10.8	10.4
50	127	229	1485	9.3	9.8	9.6
45	114	225	1333	8.4	8.9	8.6
40	102	221	1193	7.7	8.1	7.9
35	89	216	1041	6.8	7.2	7.0
30	76	210	889	6.0	6.3	6.2
25	63	203	737	5.2	5.5	5.4
20	51	195	596	4.5	4.7	4.6
18	46	191	538	4.1	4.3	4.2