


Lichttechnischer Prüfbefund

Familie
Licross® 21 Protected

Bestell-Nr.: 52TD12DN4DXM
EAN: 4058352902844

LP-Nummer
58523_167



Ausführung Prismenabdeckung, satiniert, breit strahlend
Bestückung LED 4000 K | CRI ≥ 80
Betriebsgerät EVG-DALI
Bemessungswerte Nettolichtstrom = 13000 lm
 Systemleistung = 74.3 W
 Lichtausbeute = 175 lm/W

Seriendokumentation
03.08.2023

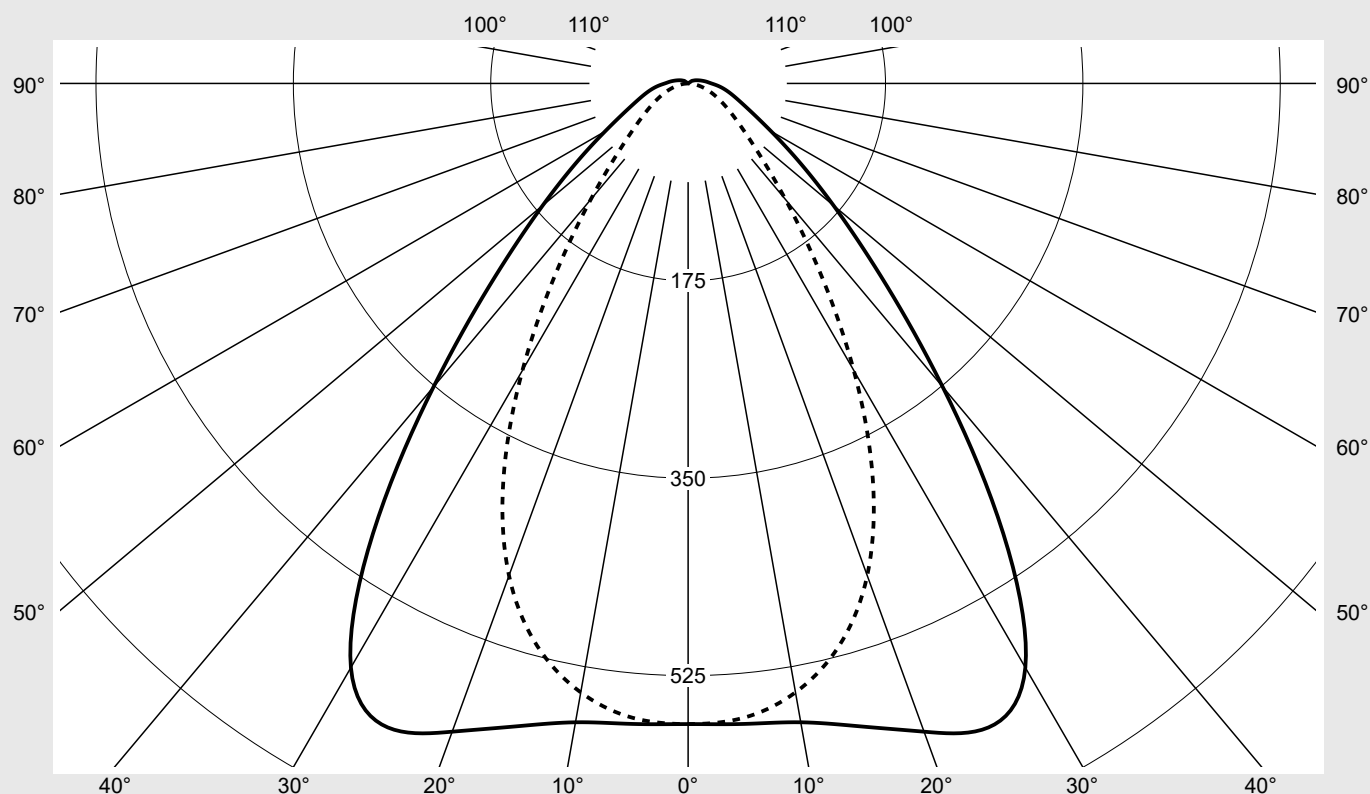
siteco

Lichtstärke in cd/klm

C180-0

C270-90

Imax: 630 cd/klm



Klassifizierungen

DIN 5040 A 5 1
 CIE N1=70 N2=91 N3=97
 N4=98 N5=100

Leuchtenbetriebswirkungsgrade

η_{LB} 100,0%
 ϕ_u 98,3%
 ϕ_o 1,7%

Messbedingungen

DIN EN 13032 und DIN 5032

Lichttechnischer Prüfbefund

Familie Licross® 21 Protected	Bestell-Nr.: 52TD12DN4DXM EAN: 4058352902844	LP-Nummer 58523_167
Wertetabelle Lichtstärkemessung		Maximale Lichtstärke
		siteco

C- Ebenen	0° 180°	15°	30°	45°	60°	75°	90° 270°	Phi-Zone	Summe Phi-Zone
		165° 195° 345°	150° 210° 330°	135° 225° 315°	120° 240° 300°	105° 255° 285°			
Lichtstärke in cd/klm								Lichtstrom in lm/klm	
γ									
0°	568.0	568.0	568.0	568.0	568.0	568.0	568.0	3.4	3.4
5°	570.0	568.0	563.9	564.4	565.6	564.2	564.6	27.0	30.4
10°	575.1	572.9	563.4	557.9	553.3	549.0	548.2	53.3	83.7
15°	590.1	586.0	566.8	548.5	532.2	519.9	516.5	78.2	161.9
20°	611.6	603.6	568.7	531.0	496.5	471.9	464.3	100.3	262.2
25°	630.0	617.6	564.2	499.9	441.6	401.0	387.5	117.1	379.3
30°	598.0	589.4	536.5	452.4	368.0	311.9	293.8	123.5	502.8
35°	487.1	490.1	463.2	383.1	284.6	222.1	203.0	114.7	617.4
40°	351.1	360.8	359.1	297.2	205.7	150.3	134.3	94.9	712.3
45°	241.7	250.7	257.1	211.9	140.4	100.6	89.9	72.8	785.1
50°	168.3	174.0	178.9	144.5	94.4	69.8	63.7	54.4	839.5
55°	118.9	121.8	123.3	97.4	64.6	50.4	47.5	40.5	880.0
60°	85.1	85.8	84.4	66.1	45.7	37.4	36.1	30.1	910.0
65°	63.8	62.6	58.2	45.7	33.4	28.1	27.2	22.6	932.7
70°	50.4	47.7	40.8	32.1	24.8	20.7	19.9	17.3	949.9
75°	41.3	37.6	29.5	22.7	17.9	14.5	13.5	13.2	963.2
80°	34.0	30.0	21.9	15.9	12.4	9.4	8.0	10.0	973.1
85°	27.2	23.7	16.4	11.2	8.0	5.3	3.6	7.3	980.4
90°	20.7	17.9	12.0	7.4	4.6	2.2	0.4	5.0	985.4
95°	16.6	14.7	10.2	6.3	3.6	1.3	0.3	4.0	989.4
100°	13.2	11.9	8.5	5.2	2.7	0.8	0.3	3.2	992.6
105°	10.4	9.5	6.9	4.1	1.9	0.4	0.3	2.5	995.1
110°	8.2	7.4	5.5	3.1	1.2	0.3	0.3	1.9	997.0
115°	6.5	5.8	4.2	2.2	0.7	0.4	0.4	1.4	998.4
120°	4.9	4.3	3.0	1.4	0.6	0.5	0.5	1.0	999.4
125°	3.5	3.0	2.0	0.9	0.6	0.5	0.5	0.7	1000.0
130°	0.0	0.0	0.0	0.0	0.0	0.0	0.0	0.0	1000.0
135°	0.0	0.0	0.0	0.0	0.0	0.0	0.0	0.0	1000.0
140°	0.0	0.0	0.0	0.0	0.0	0.0	0.0	0.0	1000.0
145°	0.0	0.0	0.0	0.0	0.0	0.0	0.0	0.0	1000.0
150°	0.0	0.0	0.0	0.0	0.0	0.0	0.0	0.0	1000.0
155°	0.0	0.0	0.0	0.0	0.0	0.0	0.0	0.0	1000.0
160°	0.0	0.0	0.0	0.0	0.0	0.0	0.0	0.0	1000.0
165°	0.0	0.0	0.0	0.0	0.0	0.0	0.0	0.0	1000.0
170°	0.0	0.0	0.0	0.0	0.0	0.0	0.0	0.0	1000.0
175°	0.0	0.0	0.0	0.0	0.0	0.0	0.0	0.0	1000.0
180°	0.0	0.0	0.0	0.0	0.0	0.0	0.0	0.0	1000.0

Lichttechnischer Prüfbefund

Familie Licross® 21 Protected	Bestell-Nr.: 52TD12DN4DXM EAN: 4058352902844	LP-Nummer 58523_167
---	---	-------------------------------

UGR-Tabelle		Standardraum									
Raumabmessungen		Blickrichtung quer zur Leuchte (C0)					Blickrichtung längs zur Leuchte (C90)				
x	y										
2H	2H	22,9	24,3	23,2	24,6	25,0	18,7	20,2	19,1	20,5	20,8
	3H	23,5	24,8	23,9	25,1	25,5	19,1	20,5	19,5	20,8	21,1
	4H	23,8	25,0	24,2	25,4	25,7	19,3	20,6	19,7	20,9	21,3
	6H	24,2	25,3	24,6	25,7	26,1	19,5	20,6	19,9	21,0	21,4
	8H	24,5	25,5	25,0	25,8	26,3	19,6	20,6	20,0	21,0	21,4
	12H	24,8	25,6	25,2	26,0	26,4	19,6	20,6	20,0	21,0	21,4
4H	2H	22,9	24,1	23,3	24,5	24,9	19,4	20,6	19,8	20,9	21,3
	3H	23,7	24,7	24,1	25,1	25,5	19,9	20,9	20,4	21,3	21,7
	4H	24,1	25,0	24,6	25,4	25,9	20,2	21,1	20,6	21,5	22,0
	6H	24,7	25,4	25,1	25,9	26,3	20,4	21,2	20,9	21,6	22,1
	8H	25,0	25,7	25,5	26,1	26,6	20,5	21,2	21,0	21,7	22,2
	12H	25,4	26,0	25,9	26,4	26,9	20,6	21,2	21,1	21,7	22,2
8H	4H	24,1	24,8	24,6	25,3	25,8	20,5	21,2	21,0	21,7	22,1
	6H	24,8	25,4	25,3	25,8	26,3	20,8	21,4	21,3	21,9	22,4
	8H	25,2	25,7	25,7	26,2	26,7	21,0	21,5	21,5	22,0	22,5
	12H	25,7	26,1	26,2	26,6	27,1	21,1	21,5	21,6	22,0	22,6
12H	4H	24,1	24,8	24,6	25,2	25,7	20,6	21,2	21,1	21,7	22,2
	6H	24,8	25,3	25,3	25,8	26,3	21,0	21,5	21,5	22,0	22,5
	8H	25,2	25,7	25,7	26,2	26,7	21,2	21,6	21,7	22,1	22,6

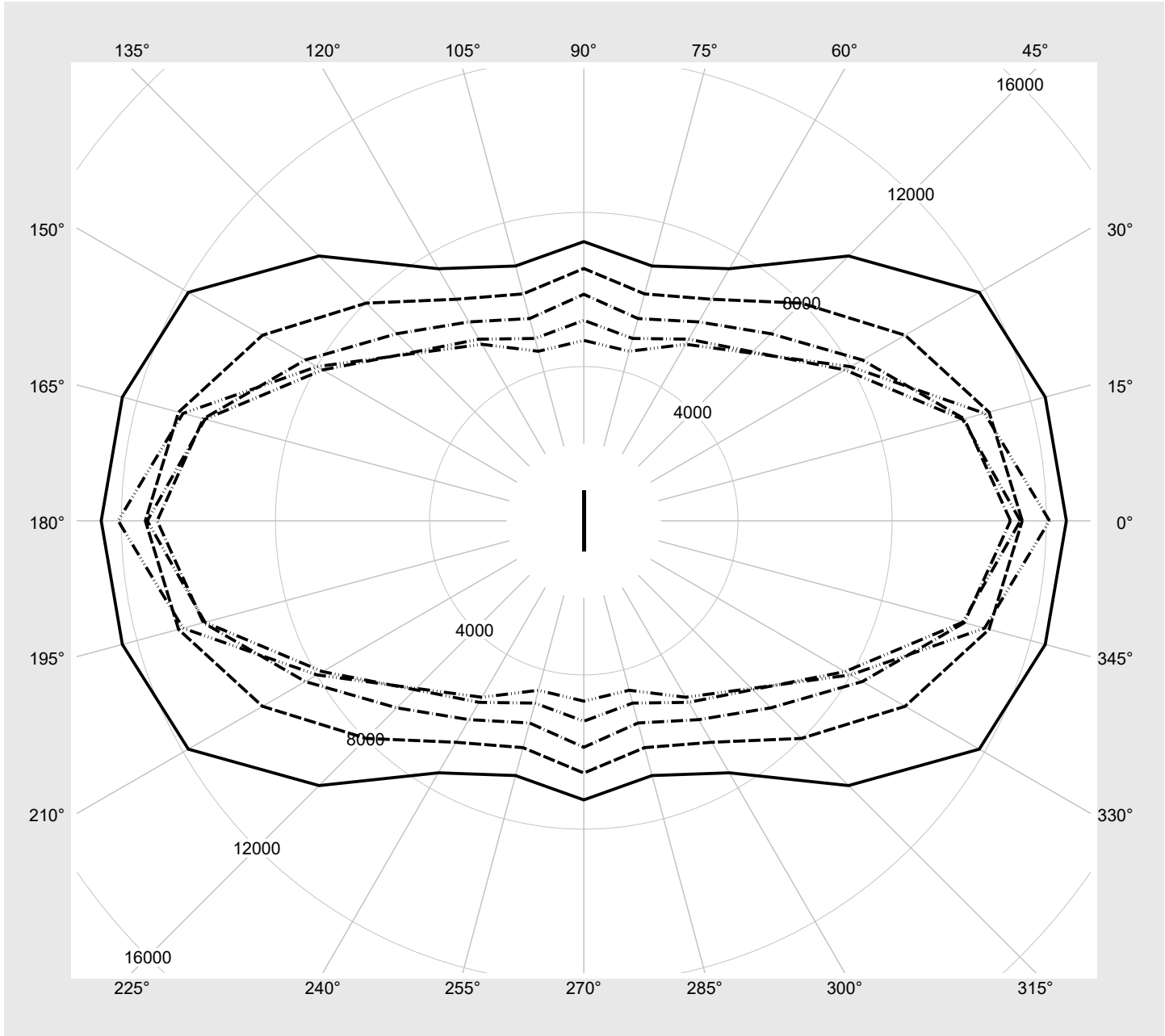
Leuchtdichten-Tabelle Max. für $\gamma \geq 65^\circ$	Lichttechnische Abmessungen in mm: L = 1480 B = 78	H(C0) = 13	H(C180) = 13	H(C90) = 0	H(C270) = 0
--	---	------------	--------------	------------	-------------

C-Ebenen	γ	Leuchtdichte in cd/m ²						
		0° 180°	15° 165° 195° 345°	30° 150° 210° 330°	45° 135° 225° 315°	60° 120° 240° 300°	75° 105° 255° 285°	90° 270°
45°		32995.1	34384.1	35785.9	30183.7	20638.4	15359.6	14322.7
50°		24600.8	25579.8	26749.4	22197.6	15041.5	11622.6	11162.8
55°		18852.5	19450.2	20077.9	16365.2	11332.0	9315.7	9330.6
60°		14871.9	15118.4	15203.1	12367.6	8991.8	7833.6	8122.1
65°		12521.3	12394.8	11848.5	9714.1	7549.6	6841.9	7241.2
70°		11375.9	10885.5	9626.2	7984.5	6634.7	6092.6	6544.0
75°		11070.1	10220.0	8343.3	6862.7	5956.7	5430.8	5875.6
80°		11327.2	10175.4	7826.4	6196.0	5439.2	4896.2	5199.8
85°		12082.0	10765.3	7995.0	6150.4	5286.1	4552.0	4678.6

Lichttechnischer Prüfbefund

Familie Licross® 21 Protected	Bestell-Nr.: 52TD12DN4DXM EAN: 4058352902844	LP-Nummer 58523_167
--	---	--------------------------------------

Leuchtdichten in cd/m² γ 65° γ 70° γ 75° γ 80° γ 85° **siteco**



Lichttechnischer Prüfbefund

Familie Licross® 21 Protected	Bestell-Nr.: 52TD12DN4DXM EAN: 4058352902844	LP-Nummer 58523_167
Dimmstufen-Tabelle		sITeco
Umgebungstemperatur: 25°C		

Lichtstrom [%]	Dimmstufe linear	Dimmstufe logarithmisch	Lichtstrom [lm]	Systemleistung [W]
100	254	254	13000	74.3
95	240	252	12331	70.2
90	227	250	11705	66.4
85	214	248	11074	62.7
80	200	245	10386	58.6
75	187	243	9742	54.9
70	174	240	9095	51.3
65	161	237	8440	47.6
60	148	234	7783	43.8
55	136	231	7170	40.4
50	123	227	6504	36.8
45	110	223	5831	33.1
40	98	219	5205	29.8
35	85	214	4526	26.3
30	73	208	3892	22.9
25	61	202	3255	19.6
20	49	194	2616	16.4
15	37	183	1973	13.1
10	25	169	1325	9.7
5	12	142	624	6.1
2	5	110	241	4.4