

Lichttechnischer Prüfbefund

Familie


Licross® 21 Protected

Bestell-Nr.: 52TD11DN4E5S

EAN: 4058352902646

LP-Nummer

58525_146



Ausführung

Prismenabdeckung, satiniert, eng strahlend

Bestückung

LED 4000 K | CRI ≥ 80

Betriebsgerät

EVG-DALI

Bemessungswerte

Nettolichtstrom = 14920 lm

Systemleistung = 84.9 W

Lichtausbeute = 175.7 lm/W

Seriedokumentation

03.08.2023

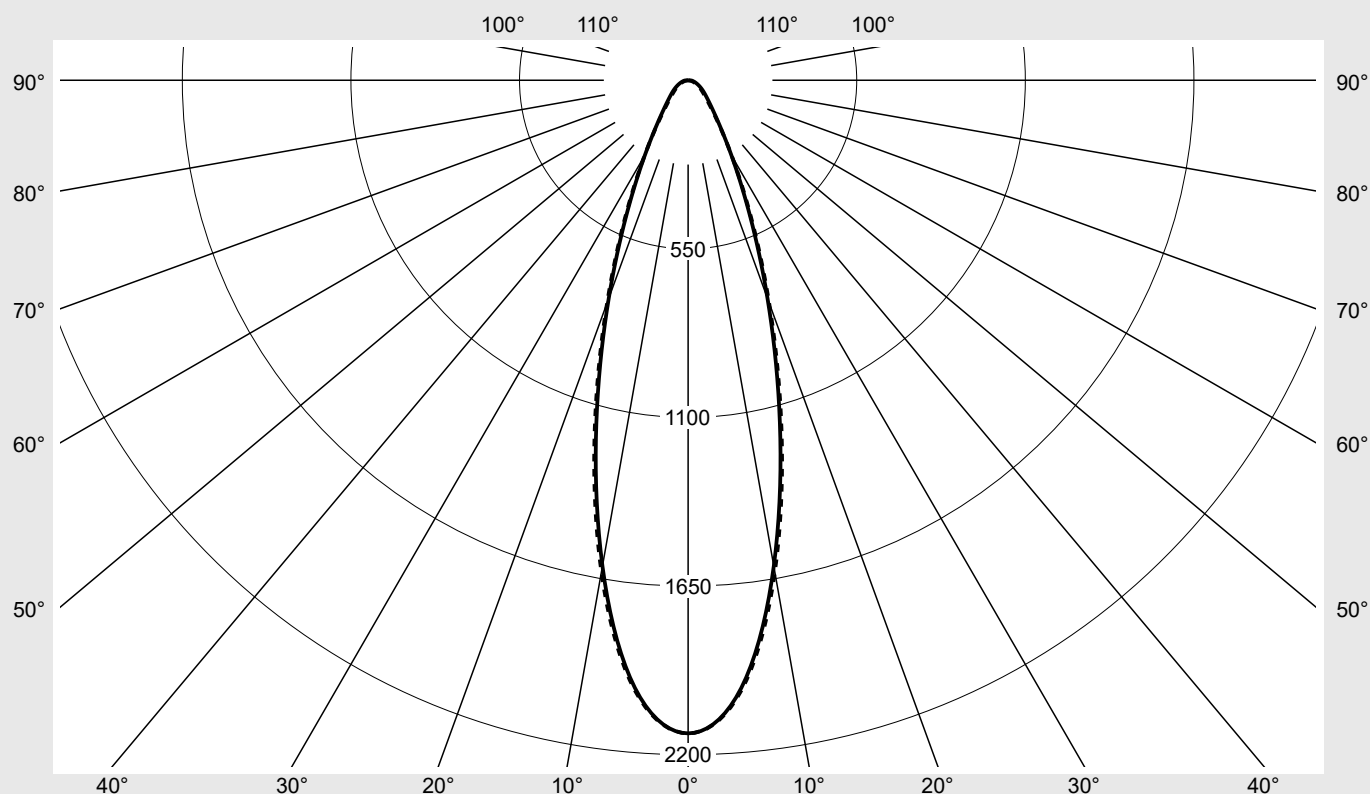
siteco

Lichtstärke in cd/klm

C180-0

C270-90

Imax: 2130 cd/klm



Klassifizierungen

DIN 5040

A 7 1

CIE

N1=84 N2=94 N3=98

N4=99 N5=100

Leuchtenbetriebswirkungsgrade

 η_{LB}

100,0%

 ϕ_u

99,1%

 ϕ_o

0,9%

Messbedingungen

DIN EN 13032 und DIN 5032

Lichttechnischer Prüfbefund

Familie Licross® 21 Protected	Bestell-Nr.: 52TD11DN4E5S EAN: 4058352902646	LP-Nummer 58525_146
Wertetabelle Lichtstärkemessung		Maximale Lichtstärke
		sITeCO

C- Ebenen	0° 180°	15°	30°	45°	60°	75°	90° 270°	Phi-Zone	Summe Phi-Zone
		165° 195° 345°	150° 210° 330°	135° 225° 315°	120° 240° 300°	105° 255° 285°			
γ									
Lichtstärke in cd/klm									
Lichtstrom in lm/klm									
0°	2130.5	2130.5	2130.5	2130.5	2130.5	2130.5	2130.5	12.7	12.7
5°	1990.0	1982.4	1972.8	1980.9	1991.5	1994.0	1997.3	94.9	107.6
10°	1609.4	1602.7	1594.9	1604.0	1616.7	1623.6	1628.9	153.3	260.9
15°	1156.5	1152.7	1146.1	1151.7	1161.7	1170.4	1176.7	164.3	425.2
20°	757.1	754.5	751.0	754.8	760.5	766.7	772.3	142.2	567.4
25°	464.1	463.3	461.4	464.7	468.5	471.4	475.4	108.1	675.5
30°	281.8	280.0	276.3	277.8	280.6	282.2	284.6	76.7	752.2
35°	178.8	175.8	169.5	168.1	169.9	172.0	174.0	54.1	806.3
40°	123.8	119.7	111.6	107.8	108.9	112.2	115.0	39.9	846.2
45°	92.5	87.9	79.0	74.1	74.5	78.8	82.8	31.1	877.3
50°	72.9	68.3	60.1	54.9	54.7	59.1	63.7	25.6	902.9
55°	58.5	54.5	47.8	42.9	42.0	45.8	50.2	21.5	924.4
60°	46.6	43.5	38.6	34.6	32.9	35.6	39.1	18.0	942.5
65°	36.7	34.5	31.1	28.0	26.1	27.3	29.5	14.9	957.4
70°	28.5	27.0	24.6	22.5	20.4	20.1	21.2	12.0	969.4
75°	21.8	20.7	19.0	17.5	15.4	14.0	14.0	9.2	978.6
80°	16.2	15.4	14.3	12.9	10.9	8.9	8.1	6.7	985.3
85°	11.7	11.2	10.3	9.1	7.1	4.7	3.5	4.6	989.8
90°	8.1	7.7	6.9	5.8	3.9	1.7	0.3	2.8	992.6
95°	6.9	6.6	5.8	4.7	3.0	1.1	0.2	2.3	994.8
100°	6.0	5.6	4.9	3.8	2.2	0.6	0.2	1.8	996.7
105°	5.1	4.8	4.0	2.9	1.5	0.3	0.2	1.4	998.1
110°	4.3	4.0	3.2	2.2	0.9	0.2	0.2	1.1	999.2
115°	3.6	3.2	2.5	1.6	0.5	0.3	0.3	0.8	1000.0
120°	0.0	0.0	0.0	0.0	0.0	0.0	0.0	0.0	1000.0
125°	0.0	0.0	0.0	0.0	0.0	0.0	0.0	0.0	1000.0
130°	0.0	0.0	0.0	0.0	0.0	0.0	0.0	0.0	1000.0
135°	0.0	0.0	0.0	0.0	0.0	0.0	0.0	0.0	1000.0
140°	0.0	0.0	0.0	0.0	0.0	0.0	0.0	0.0	1000.0
145°	0.0	0.0	0.0	0.0	0.0	0.0	0.0	0.0	1000.0
150°	0.0	0.0	0.0	0.0	0.0	0.0	0.0	0.0	1000.0
155°	0.0	0.0	0.0	0.0	0.0	0.0	0.0	0.0	1000.0
160°	0.0	0.0	0.0	0.0	0.0	0.0	0.0	0.0	1000.0
165°	0.0	0.0	0.0	0.0	0.0	0.0	0.0	0.0	1000.0
170°	0.0	0.0	0.0	0.0	0.0	0.0	0.0	0.0	1000.0
175°	0.0	0.0	0.0	0.0	0.0	0.0	0.0	0.0	1000.0
180°	0.0	0.0	0.0	0.0	0.0	0.0	0.0	0.0	1000.0

Lichttechnischer Prüfbefund

Familie Licross® 21 Protected	Bestell-Nr.: 52TD11DN4E5S EAN: 4058352902646	LP-Nummer 58525_146
---	---	-------------------------------

UGR-Tabelle		Standardraum									
Raumabmessungen		Blickrichtung quer zur Leuchte (C0)					Blickrichtung längs zur Leuchte (C90)				
x	y										
2H	2H	17,4	18,7	17,8	19,0	19,3	17,1	18,3	17,4	18,6	18,9
	3H	18,5	19,6	18,9	19,9	20,3	18,0	19,1	18,4	19,4	19,8
	4H	19,0	20,0	19,4	20,4	20,7	18,4	19,4	18,8	19,7	20,1
	6H	19,5	20,4	19,9	20,8	21,2	18,7	19,6	19,1	19,9	20,3
	8H	19,8	20,6	20,2	20,9	21,4	18,8	19,6	19,3	20,0	20,4
	12H	20,0	20,7	20,4	21,1	21,5	18,9	19,6	19,3	20,0	20,4
4H	2H	17,7	18,7	18,1	19,0	19,4	17,4	18,4	17,8	18,7	19,1
	3H	19,0	19,8	19,4	20,2	20,6	18,5	19,3	18,9	19,7	20,1
	4H	19,6	20,4	20,1	20,8	21,2	19,0	19,7	19,4	20,1	20,5
	6H	20,2	20,9	20,7	21,3	21,8	19,3	20,0	19,8	20,4	20,9
	8H	20,5	21,1	21,0	21,5	22,0	19,5	20,0	20,0	20,5	21,0
	12H	20,8	21,3	21,3	21,8	22,3	19,6	20,1	20,1	20,5	21,0
8H	4H	19,8	20,4	20,3	20,8	21,3	19,2	19,8	19,7	20,2	20,7
	6H	20,6	21,0	21,1	21,5	22,0	19,7	20,2	20,2	20,6	21,2
	8H	20,9	21,3	21,4	21,8	22,4	19,9	20,3	20,4	20,8	21,3
	12H	21,3	21,7	21,9	22,2	22,7	20,1	20,4	20,6	20,9	21,5
12H	4H	19,8	20,3	20,3	20,8	21,3	19,3	19,7	19,8	20,2	20,7
	6H	20,6	21,0	21,1	21,5	22,0	19,8	20,2	20,3	20,7	21,2
	8H	21,0	21,4	21,6	21,9	22,4	20,1	20,4	20,6	20,9	21,4

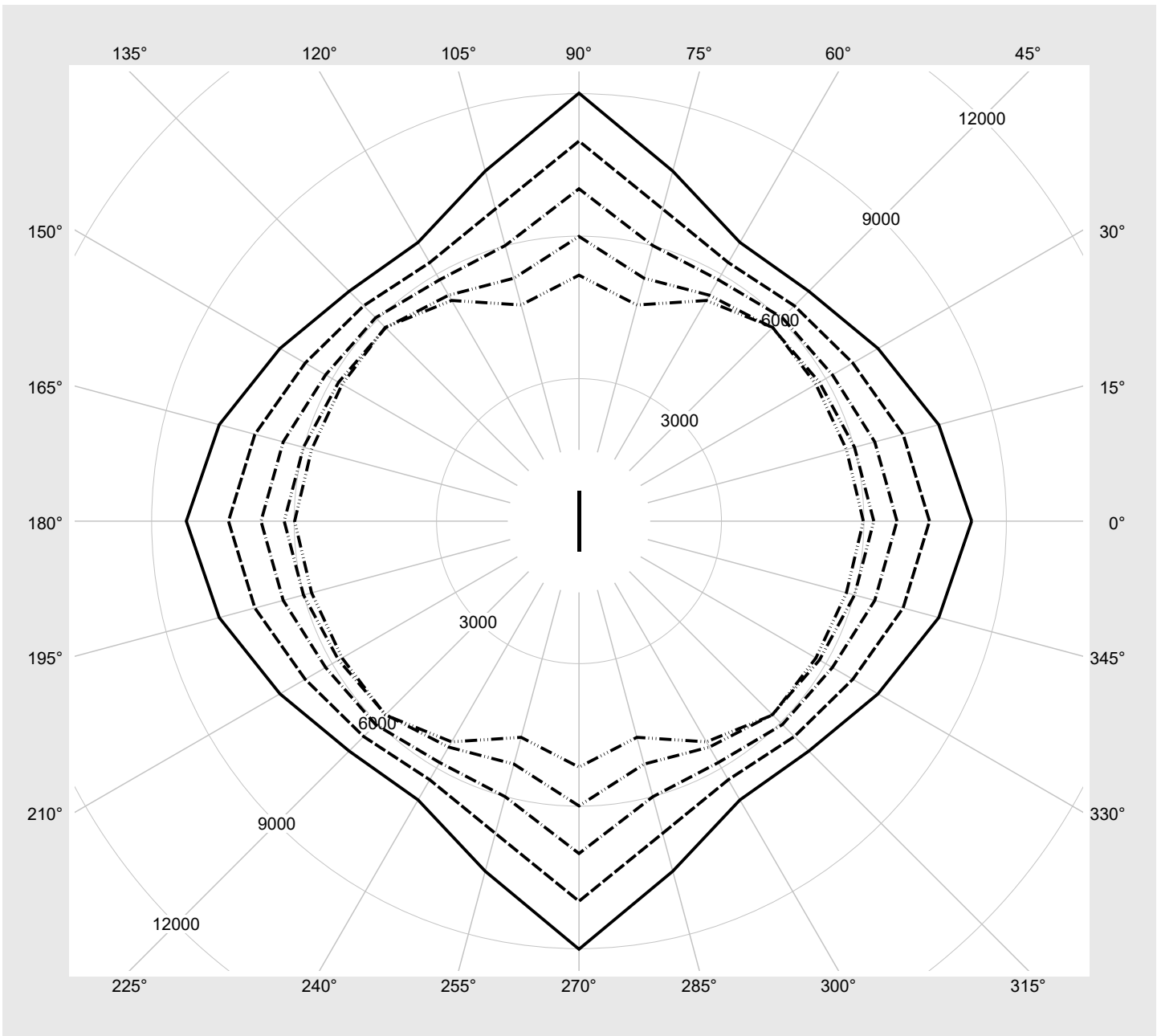
Leuchtdichten-Tabelle Max. für $\gamma \geq 65^\circ$	Lichttechnische Abmessungen in mm: L = 1480 B = 78	H(C0) = 13	H(C180) = 13	H(C90) = 0	H(C270) = 0
--	---	------------	--------------	------------	-------------

C-Ebenen	γ	Leuchtdichte in cd/m ²							
		0° 180°	15° 165° 195° 345°	30° 150° 210° 330°	45° 135° 225° 315°	60° 120° 240° 300°	75° 105° 255° 285°	90° 270°	
45°		14496.3	13831.4	12621.2	12118.2	12574.0	13810.9	15125.2	
50°		12230.1	11524.9	10317.3	9685.6	9996.6	11308.3	12799.4	
55°		10654.2	9991.3	8928.7	8277.4	8451.7	9728.5	11313.7	
60°		9356.9	8800.9	7981.9	7417.7	7441.6	8568.2	10106.9	
65°		8270.1	7843.9	7271.7	6845.2	6777.4	7630.2	9011.6	
70°		7381.7	7066.4	6658.2	6413.4	6287.2	6804.6	8001.7	
75°		6697.0	6448.8	6162.1	6056.9	5868.5	6006.6	6997.6	
80°		6208.5	6007.2	5847.2	5759.8	5492.4	5295.3	5994.5	
85°		5988.3	5830.2	5761.5	5769.8	5365.1	4711.8	5178.3	

Lichttechnischer Prüfbefund

Familie Licross® 21 Protected	Bestell-Nr.: 52TD11DN4E5S EAN: 4058352902646	LP-Nummer 58525_146
---	---	--------------------------------------

Leuchtdichten in cd/m² γ 65° γ 70° γ 75° γ 80° γ 85° **siteco**



Lichttechnischer Prüfbefund

Familie Licross® 21 Protected	Bestell-Nr.: 52TD11DN4E5S EAN: 4058352902646	LP-Nummer 58525_146
--	---	--------------------------------------

Dimmstufen-Tabelle	Umgebungstemperatur: 25°C	sITeco
---------------------------	---------------------------	---------------

Lichtstrom [%]	Dimmstufe linear	Dimmstufe logarithmisch	Lichtstrom [lm]	Systemleistung [W]
100	254	254	14920	84.9
95	240	252	14163	80.1
90	227	250	13452	75.8
85	213	248	12679	71.1
80	200	245	11955	66.8
75	186	243	11165	62.2
70	173	240	10424	58.0
65	160	237	9676	53.7
60	148	234	8980	49.8
55	135	231	8220	45.5
50	122	227	7455	41.4
45	110	223	6741	37.5
40	97	219	5961	33.3
35	85	214	5236	29.5
30	72	208	4446	25.5
25	60	201	3711	21.6
20	48	193	2971	17.9
15	36	182	2226	14.1
10	24	168	1480	10.3
5	12	142	726	6.6
1	4	102	221	4.3