


Lichttechnischer Prüfbefund

Familie
Silica® 21

Bestell-Nr.: 51MX16DB45WB
EAN: 4058352907627

LP-Nummer
59267_152



Ausführung Einbauleuchte, Reflektor, weiß, direkt strahlend, breit strahlend, UGR≤19 (L65≤3000cd/m²)

Bestückung LED 4000 K | CRI ≥ 80

Betriebsgerät EVG-DALI

Bemessungswerte Nettolichtstrom = 5400 lm
Systemleistung = 29.3 W
Lichtausbeute = 184.3 lm/W

Seriendokumentation
02.08.2023

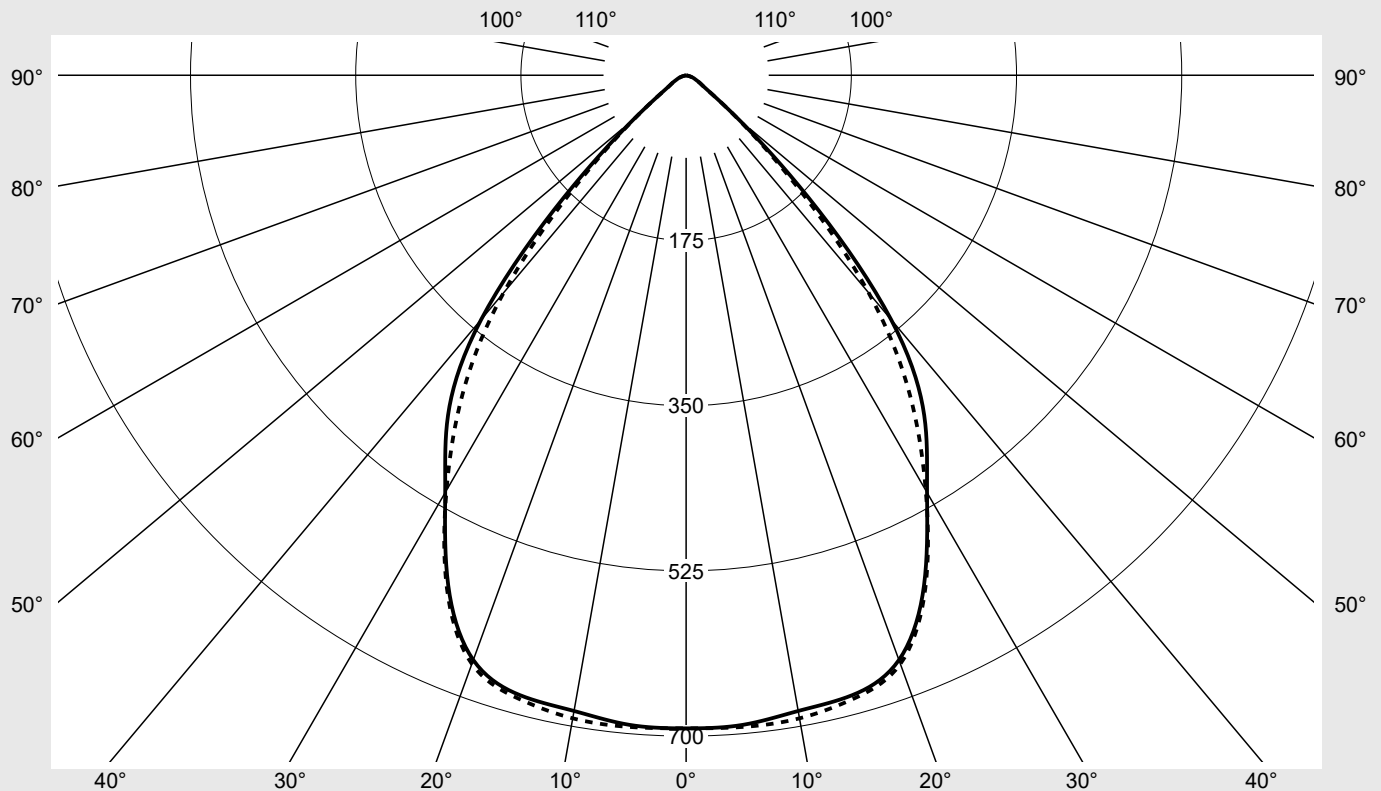
siteco

Lichtstärke in cd/klm

C180-0

C270-90

Imax: 693 cd/klm



Klassifizierungen

DIN 5040 A 6 0
CIE N1=83 N2=98 N3=100
N4=100 N5=100

Leuchtenbetriebswirkungsgrade

η_{LB} 100,0%
 ϕ_u 100,0%
 ϕ_o 0,0%

Messbedingungen

DIN EN 13032 und DIN 5032

Lichttechnischer Prüfbefund

Familie Silica® 21	Bestell-Nr.: 51MX16DB45WB EAN: 4058352907627	LP-Nummer 59267_152
Wertetabelle Lichtstärkemessung		Maximale Lichtstärke
		sITeco

C- Ebenen	0° 180°	15°	30°	45°	60°	75°	90° 270°	Phi-Zone	Summe Phi-Zone
		165° 195° 345°	150° 210° 330°	135° 225° 315°	120° 240° 300°	105° 255° 285°			
Lichtstärke in cd/klm								Lichtstrom in lm/klm	
γ									
0°	691.8	691.8	691.8	691.8	691.8	691.8	691.8	4.1	4.1
5°	690.7	689.7	686.1	690.3	692.9	690.5	692.9	33.0	37.1
10°	683.8	683.7	680.0	686.1	689.1	688.2	691.7	65.3	102.4
15°	679.8	682.8	679.6	683.5	685.2	682.6	683.9	96.8	199.2
20°	659.2	666.3	668.8	670.3	667.9	663.4	663.6	124.9	324.1
25°	596.3	606.7	617.7	624.9	617.5	607.1	599.6	141.8	465.9
30°	510.4	519.4	522.0	521.4	520.1	511.7	507.7	141.8	607.7
35°	439.7	447.6	431.3	414.6	422.9	421.6	413.2	134.4	742.1
40°	337.7	347.1	337.5	327.0	327.2	315.0	300.9	115.9	857.9
45°	183.5	191.6	192.8	192.4	185.5	172.4	164.1	71.6	929.5
50°	72.2	76.5	81.6	85.0	79.2	72.7	70.3	32.6	962.2
55°	28.9	31.6	36.0	41.5	36.6	30.9	28.5	15.4	977.5
60°	17.8	18.8	20.5	22.6	20.4	18.4	17.4	9.4	986.9
65°	11.5	12.0	12.6	12.8	12.4	11.7	11.3	6.0	992.9
70°	7.8	8.1	7.5	7.2	7.4	7.8	7.7	3.9	996.9
75°	3.2	3.4	3.7	3.8	3.8	3.6	3.3	1.9	998.8
80°	1.5	1.5	1.5	1.6	1.6	1.6	1.6	0.8	999.6
85°	0.7	0.7	0.7	0.7	0.7	0.8	0.8	0.4	1000.0
90°	0.0	0.0	0.0	0.0	0.0	0.0	0.0	0.0	1000.0
95°	0.0	0.0	0.0	0.0	0.0	0.0	0.0	0.0	1000.0
100°	0.0	0.0	0.0	0.0	0.0	0.0	0.0	0.0	1000.0
105°	0.0	0.0	0.0	0.0	0.0	0.0	0.0	0.0	1000.0
110°	0.0	0.0	0.0	0.0	0.0	0.0	0.0	0.0	1000.0
115°	0.0	0.0	0.0	0.0	0.0	0.0	0.0	0.0	1000.0
120°	0.0	0.0	0.0	0.0	0.0	0.0	0.0	0.0	1000.0
125°	0.0	0.0	0.0	0.0	0.0	0.0	0.0	0.0	1000.0
130°	0.0	0.0	0.0	0.0	0.0	0.0	0.0	0.0	1000.0
135°	0.0	0.0	0.0	0.0	0.0	0.0	0.0	0.0	1000.0
140°	0.0	0.0	0.0	0.0	0.0	0.0	0.0	0.0	1000.0
145°	0.0	0.0	0.0	0.0	0.0	0.0	0.0	0.0	1000.0
150°	0.0	0.0	0.0	0.0	0.0	0.0	0.0	0.0	1000.0
155°	0.0	0.0	0.0	0.0	0.0	0.0	0.0	0.0	1000.0
160°	0.0	0.0	0.0	0.0	0.0	0.0	0.0	0.0	1000.0
165°	0.0	0.0	0.0	0.0	0.0	0.0	0.0	0.0	1000.0
170°	0.0	0.0	0.0	0.0	0.0	0.0	0.0	0.0	1000.0
175°	0.0	0.0	0.0	0.0	0.0	0.0	0.0	0.0	1000.0
180°	0.0	0.0	0.0	0.0	0.0	0.0	0.0	0.0	1000.0

Lichttechnischer Prüfbefund

Familie Silica® 21	Bestell-Nr.: 51MX16DB45WB EAN: 4058352907627	LP-Nummer 59267_152
------------------------------	---	-------------------------------

UGR-Tabelle		Standardraum									
		Blickrichtung quer zur Leuchte (C0)					Blickrichtung längs zur Leuchte (C90)				
Raumabmessungen											
x	y										
2H	2H	19,2	20,5	19,5	20,8	21,1	18,8	20,1	19,2	20,4	20,8
	3H	19,1	20,2	19,5	20,6	20,9	18,7	19,9	19,1	20,2	20,6
	4H	19,0	20,1	19,4	20,4	20,8	18,7	19,8	19,1	20,1	20,5
	6H	19,0	19,9	19,4	20,3	20,7	18,6	19,6	19,1	20,0	20,4
	8H	19,0	19,9	19,5	20,2	20,6	18,7	19,5	19,1	19,9	20,3
	12H	19,0	19,8	19,4	20,2	20,6	18,7	19,4	19,1	19,8	20,2
4H	2H	19,0	20,1	19,4	20,4	20,8	18,7	19,7	19,1	20,1	20,5
	3H	19,0	19,8	19,4	20,2	20,6	18,6	19,5	19,1	19,9	20,3
	4H	18,9	19,7	19,3	20,1	20,5	18,6	19,3	19,0	19,8	20,2
	6H	18,8	19,5	19,3	19,9	20,4	18,5	19,2	19,0	19,6	20,1
	8H	18,8	19,4	19,3	19,8	20,3	18,5	19,1	18,9	19,5	20,0
	12H	18,8	19,3	19,3	19,7	20,2	18,5	19,0	19,0	19,4	19,9
8H	4H	18,8	19,4	19,3	19,8	20,3	18,5	19,1	18,9	19,5	20,0
	6H	18,7	19,2	19,2	19,7	20,2	18,4	18,9	18,9	19,3	19,9
	8H	18,7	19,1	19,2	19,6	20,1	18,3	18,8	18,8	19,3	19,8
	12H	18,6	19,0	19,2	19,5	20,0	18,3	18,7	18,8	19,2	19,7
12H	4H	18,8	19,3	19,3	19,7	20,2	18,5	19,0	19,0	19,4	19,9
	6H	18,7	19,1	19,2	19,6	20,1	18,4	18,8	18,9	19,2	19,8
	8H	18,6	19,0	19,2	19,5	20,0	18,3	18,7	18,8	19,2	19,7

Leuchtdichten-Tabelle Max. für $\gamma \geq 65^\circ$	Lichttechnische Abmessungen in mm: L = 1470 B = 49
--	--

C-Ebenen	γ	Leuchtdichte in cd/m ²							
		0° 180°	15° 165° 195° 345°	30° 150° 210° 330°	45° 135° 225° 315°	60° 120° 240° 300°	75° 105° 255° 285°	90° 270°	
45°		19452.8	20315.3	20437.6	20402.6	19662.5	18275.0	17396.7	
50°		8421.2	8918.7	9514.3	9918.7	9238.0	8480.2	8204.5	
55°		3783.2	4132.5	4709.4	5424.9	4781.9	4042.7	3721.5	
60°		2665.3	2812.8	3074.2	3383.2	3063.4	2762.6	2614.2	
65°		2041.8	2125.7	2242.6	2265.1	2195.7	2077.8	2006.6	
70°		1720.5	1771.1	1648.1	1580.8	1614.6	1716.9	1691.5	
75°		917.1	996.7	1066.8	1114.6	1106.5	1039.6	964.8	
80°		635.9	648.0	667.0	671.8	692.9	707.2	702.4	
85°		567.7	567.7	586.6	605.6	643.4	676.1	671.8	

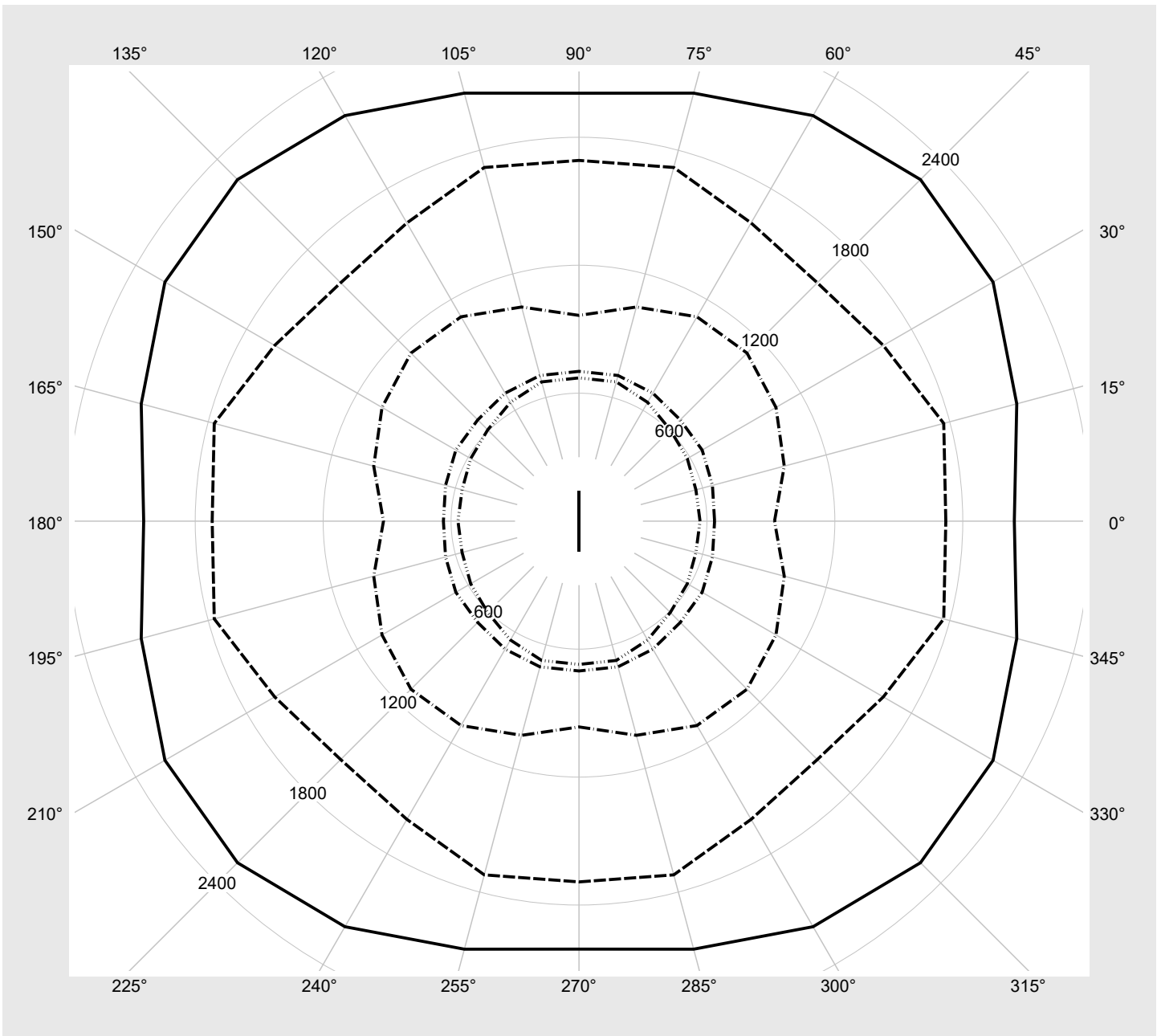
Lichttechnischer Prüfbefund

Familie Silica® 21	Bestell-Nr.: 51MX16DB45WB EAN: 4058352907627	LP-Nummer 59267_152
-------------------------------------	---	--------------------------------------

Leuchtdichten in cd/m²

γ 65°	γ 70°	γ 75°	γ 80°	γ 85°
--------------	--------------	--------------	--------------	--------------

siteco



Lichttechnischer Prüfbefund

Familie Silica® 21	Bestell-Nr.: 51MX16DB45WB EAN: 4058352907627	LP-Nummer 59267_152
------------------------------	---	--------------------------------------

Dimmstufen-Tabelle	Umgebungstemperatur: 25°C	sITeco
---------------------------	---------------------------	---------------

Lichtstrom [%]	Dimmstufe linear	Dimmstufe logarithmisch	Lichtstrom [lm]	Systemleistung [W]
100	254	254	5400	29.3
95	241	252	5137	27.8
90	227	250	4853	26.1
85	214	248	4587	24.7
80	201	245	4319	23.1
75	188	243	4051	21.6
70	175	240	3779	20.1
65	162	238	3507	18.7
60	149	234	3231	17.2
55	137	231	2977	15.9
50	124	228	2700	14.4
45	111	224	2421	12.9
40	99	219	2163	11.6
35	86	214	1882	10.2
30	74	209	1621	8.9
25	62	202	1359	7.7
20	49	194	1073	6.2
15	37	183	808	5.0
10	25	169	543	3.7
5	13	145	277	2.3
3	9	132	188	1.6