


Lichttechnischer Prüfbefund

Familie
DL 11 iQ



Bestellnummer
5XA5565EV14HP00022 + 5XA54001XS

LP-Nummer
59427_78

Ausführung Mastaufsatz- oder Montage am Wandausleger, Dekor-Ring, silber, Smart Interface oben
Optik asymmetrisch, breit strahlend (ST1.2a)
Abdeckung Abdeckung klar, PMMA
Bestückung LED 3000 K | CRI ≥ 70
Betriebsgerät EVG SITECO iQ - Smart Interface
Bemessungswerte Nettolichtstrom = 4770 lm
 Systemleistung = 33.5 W
 Lichtausbeute = 142.4 lm/W

Seriendokumentation
18.03.2024

siteco

Lichtstärke in cd/klm

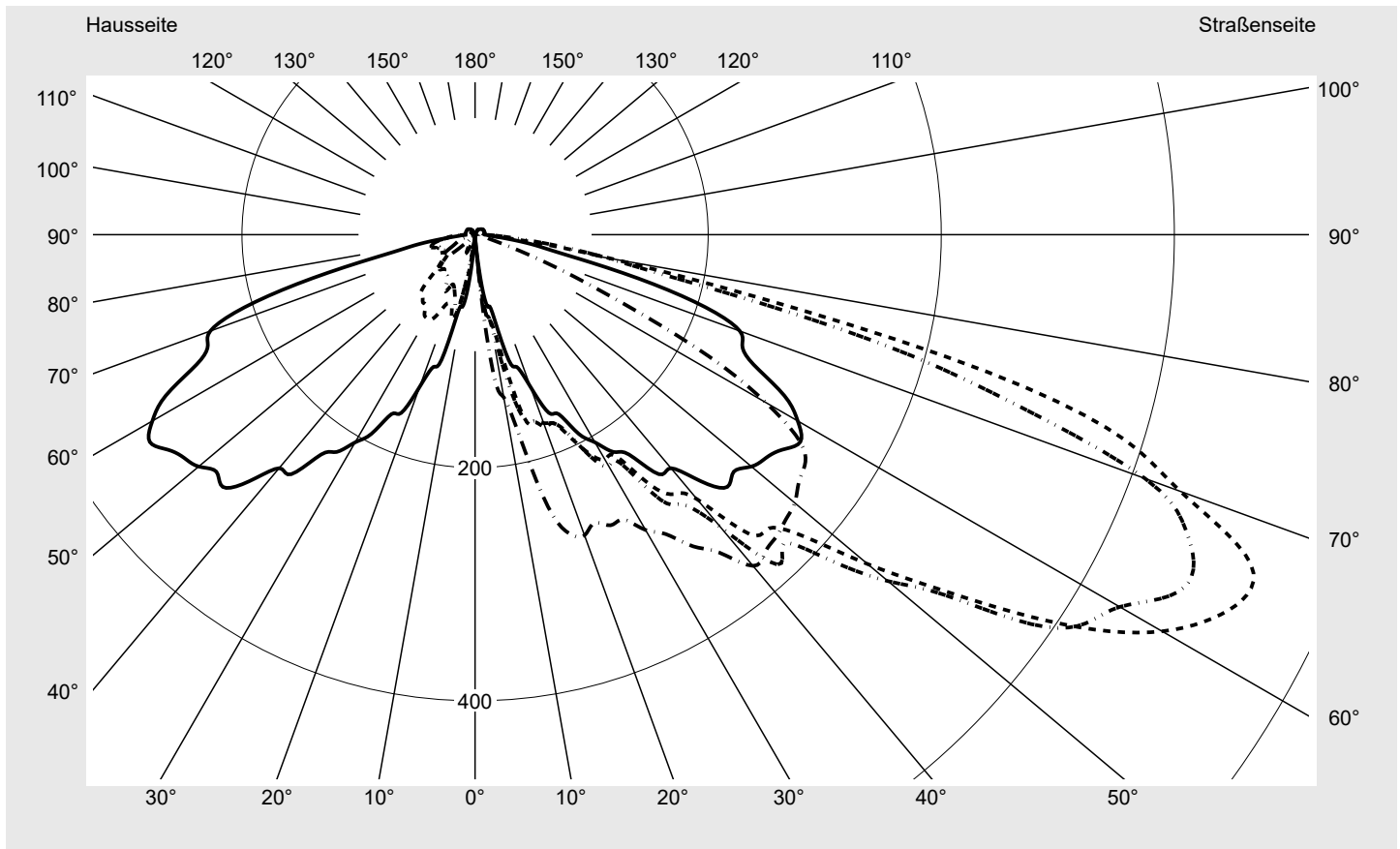
C180-0

C205-25

C210-30

C270-90

Imax: 731 cd/klm



Leuchtenbetriebswirkungsgrade

Eta	100.0%
Eta 0° - 90°	96.3%
Eta 90° - 180°	3.7%

Lichtstärkeklasse nach EN13201-2

Klasse:	G2
Imax 70°	644.0
Imax 80°	142.7
Imax 90°	8.7
Imax >90°	8.5
Imax >95°	8.5

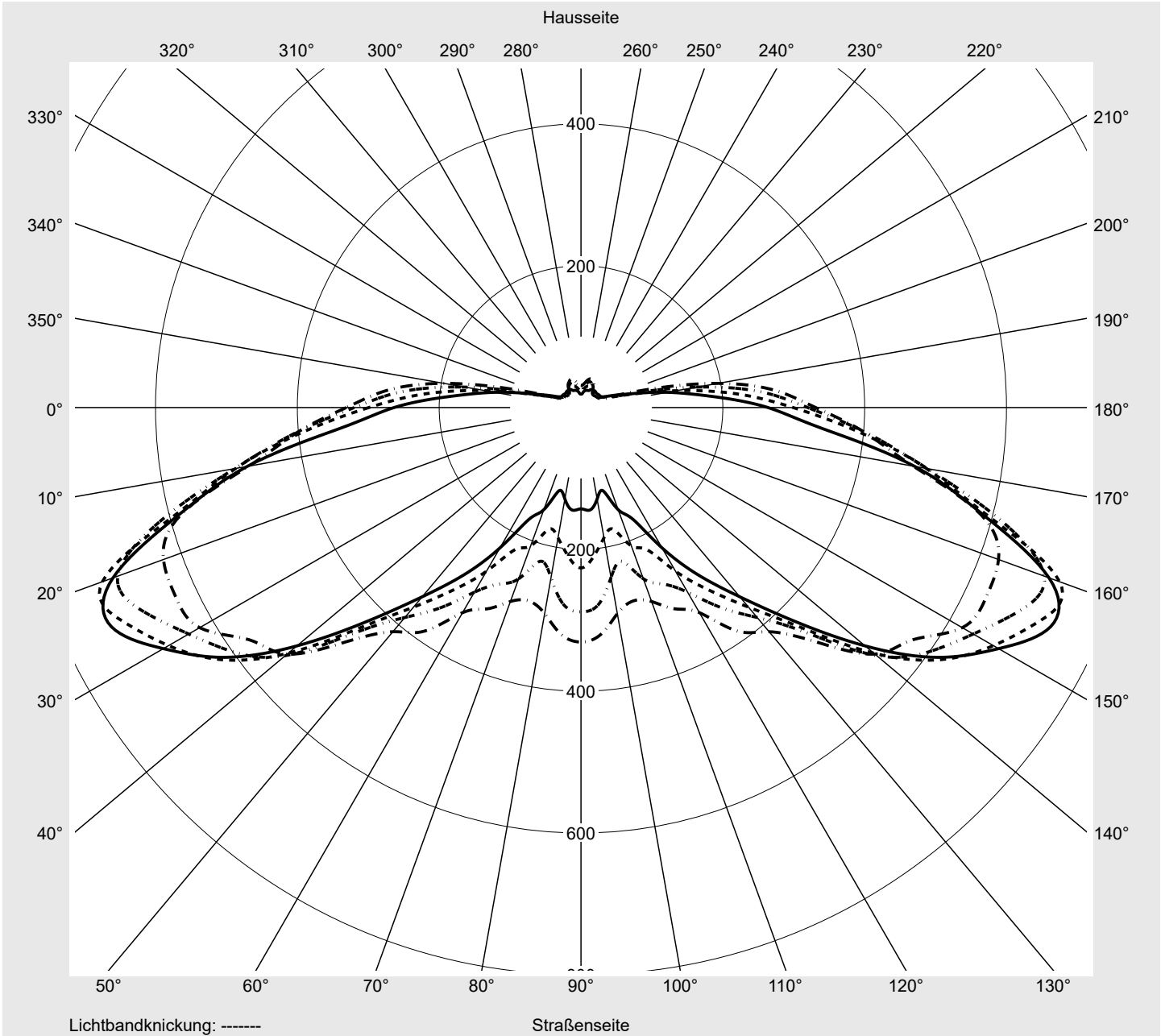
Messbedingungen

DIN EN 13032 und DIN 5032

Lichttechnischer Prüfbefund

Familie DL 11 iQ	Bestellnummer 5XA5565EV14HP00022 + 5XA54001XS	LP-Nummer 59427_78
----------------------------	---	------------------------------

Kegelmantelkurven in cd/klm **KMK 65°** **KMK 62,5°** **KMK 60°** **KMK 57,5°** **siteco**



Lichttechnischer Prüfbefund

Familie DL 11 iQ	Bestellnummer 5XA5565EV14HP00022 + 5XA54001XS	LP-Nummer 59427_78
Wertetabelle Lichtstärkemessung		Maximale Lichtstärke
		siteco

C- Ebenen	0° 180°	5° 175°	10° 170°	15° 165°	20° 160°	25° 155°	30° 150°	35° 145°	40° 140°	45° 135°	50° 130°	55° 125°	60° 120°
γ	Lichtstärke in cd/klm												
0,0°	3.9	3.9	3.9	3.9	3.9	3.9	3.9	3.9	3.9	3.9	3.9	3.9	3.9
2,5°	4.5	4.8	5.0	5.1	5.3	5.3	5.7	5.5	5.8	6.0	6.0	6.3	6.3
5,0°	10.6	11.8	13.1	15.0	17.7	20.7	23.8	25.9	28.3	29.9	31.2	32.0	32.4
7,5°	44.5	49.4	56.3	61.4	62.9	66.0	66.6	68.5	69.3	69.2	71.9	75.5	83.4
10,0°	62.9	62.6	67.7	74.2	76.7	74.6	76.1	79.9	91.8	105.9	114.0	123.8	130.3
12,5°	68.8	70.3	73.1	77.8	87.4	105.2	128.5	148.8	154.8	155.7	153.1	156.3	163.7
15,0°	111.3	122.2	127.0	145.3	157.6	162.5	164.3	162.9	167.9	174.0	172.6	169.4	174.5
17,5°	119.0	134.1	156.4	164.2	167.8	168.6	167.8	177.1	174.0	183.6	190.1	196.2	205.6
20,0°	138.9	156.5	161.2	162.6	172.1	175.5	172.1	177.7	182.1	186.0	191.8	196.7	206.6
22,5°	165.5	178.1	175.5	174.4	172.8	174.9	175.2	182.1	185.8	195.5	199.1	212.2	218.8
25,0°	170.0	175.3	185.3	193.6	189.7	190.5	187.6	193.8	199.3	210.7	215.2	226.2	238.4
27,5°	192.7	195.4	198.8	197.9	197.7	211.6	214.8	219.7	219.0	233.4	243.6	250.8	260.9
30,0°	205.8	209.2	217.0	217.8	215.4	222.7	229.0	245.8	257.8	265.3	275.4	286.2	297.5
32,5°	221.1	225.6	228.0	223.3	221.6	225.5	232.6	249.5	271.5	291.4	301.8	309.6	315.1
35,0°	230.3	232.0	246.5	249.8	249.4	262.1	277.9	296.1	301.8	322.9	333.6	339.4	346.4
37,5°	259.1	260.4	261.3	268.2	274.0	280.6	291.7	312.3	329.3	339.6	360.7	366.2	365.2
40,0°	261.6	271.1	280.1	275.1	281.8	296.3	327.6	342.3	361.0	375.8	380.2	386.9	392.0
42,5°	287.1	298.0	302.8	306.1	321.0	348.3	384.0	394.7	403.2	412.9	416.3	415.5	408.8
45,0°	306.1	300.0	314.1	313.7	325.9	356.4	374.7	403.5	421.3	434.5	443.7	422.1	418.9
47,5°	301.1	296.3	319.5	335.2	349.8	383.7	413.7	442.9	446.1	439.9	447.2	428.9	428.0
50,0°	309.5	327.1	357.0	382.2	388.5	439.7	462.5	468.6	458.0	448.0	447.0	431.5	417.6
52,5°	314.6	354.7	386.6	458.5	463.4	498.2	507.8	511.1	486.5	466.5	445.4	428.7	396.5
55,0°	321.7	382.6	423.0	518.2	543.2	565.3	582.7	545.9	518.1	472.2	434.7	412.6	359.0
57,5°	330.9	401.6	475.6	584.1	626.6	630.8	620.9	571.1	541.0	466.7	412.7	385.0	334.0
60,0°	319.7	403.0	496.1	612.0	695.3	680.7	638.8	600.1	544.3	448.5	386.5	344.4	300.7
62,5°	299.2	393.0	494.5	596.4	718.3	713.1	671.5	619.8	538.9	438.5	367.5	314.2	266.5
65,0°	263.6	342.3	477.8	588.6	702.4	730.9	680.0	614.2	522.9	426.4	348.4	288.2	228.5
67,5°	248.2	303.6	432.8	555.9	681.9	714.6	659.7	590.7	493.5	392.8	323.7	259.6	193.1
70,0°	241.8	316.8	427.2	546.8	633.5	644.0	611.7	527.2	430.9	355.4	292.7	228.8	166.9
72,5°	207.5	317.1	380.6	506.3	582.3	583.8	489.2	439.2	349.0	278.7	222.5	177.6	141.9
75,0°	144.5	243.6	330.4	440.3	469.7	455.0	358.5	300.9	220.1	183.0	167.7	156.2	127.9
77,5°	80.0	137.6	206.1	276.2	302.0	248.0	189.4	164.0	137.0	123.1	119.5	120.2	106.1
80,0°	52.8	70.4	100.5	125.4	142.7	119.0	114.3	119.3	94.7	66.1	48.1	39.7	42.8
82,5°	30.4	36.3	41.3	52.4	59.3	52.6	68.0	85.2	66.7	44.6	23.0	17.7	13.3
85,0°	16.2	17.4	14.5	13.6	12.8	16.9	33.5	47.9	36.0	19.4	13.6	11.8	9.6
87,5°	11.0	10.5	10.4	10.6	10.9	13.1	17.2	17.8	12.8	9.7	9.4	8.7	8.4
90,0°	8.5	8.5	8.7	8.7	8.6	8.5	8.5	8.5	8.2	8.2	8.2	8.1	7.9
92,5°	8.2	8.5	8.5	8.5	8.5	8.5	8.5	8.2	8.2	8.2	8.0	7.9	7.9
95,0°	8.2	8.4	8.5	8.5	8.5	8.5	8.3	8.2	8.2	8.1	8.0	7.9	7.7
97,5°	8.2	8.4	8.5	8.5	8.5	8.4	8.4	8.2	8.2	8.1	8.0	8.0	7.9
100,0°	8.2	8.4	8.5	8.5	8.5	8.4	8.4	8.3	8.2	8.2	8.0	8.0	8.0
102,5°	8.2	8.4	8.5	8.5	8.5	8.4	8.4	8.4	8.3	8.2	8.1	8.0	8.0
105,0°	8.2	8.4	8.4	8.5	8.5	8.5	8.4	8.4	8.3	8.2	8.2	8.0	8.0
107,5°	8.2	8.4	8.4	8.4	8.4	8.4	8.4	8.4	8.2	8.2	8.0	8.0	8.0
110,0°	8.0	8.2	8.4	8.4	8.4	8.4	8.4	8.3	8.2	8.2	8.3	8.2	8.1
112,5°	8.0	8.2	8.4	8.4	8.4	8.4	8.3	8.2	8.2	8.2	8.0	8.0	8.0

Lichttechnischer Prüfbefund

Familie DL 11 iQ	Bestellnummer 5XA5565EV14HP00022 + 5XA54001XS	LP-Nummer 59427_78
Wertetabelle Lichtstärkemessung		Maximale Lichtstärke
		siteco

C- Ebenen	65° 115°	70° 110°	75° 105°	80° 100°	85° 95°	90°	185° 355°	190° 350°	195° 345°	200° 340°	205° 335°	210° 330°	215° 325°
Lichtstärke in cd/klm													
γ													
0,0°	3.9	3.9	3.9	3.9	3.9	3.9	3.9	3.9	3.9	3.9	3.9	3.9	3.9
2,5°	6.5	6.6	6.6	6.7	6.8	6.9	4.3	4.2	4.1	4.0	4.0	3.8	3.8
5,0°	32.2	31.1	30.1	28.9	28.9	29.4	8.9	7.5	6.5	6.0	5.3	4.7	4.5
7,5°	92.7	102.7	108.0	113.6	119.2	119.9	35.1	28.0	19.3	14.2	10.6	7.8	6.2
10,0°	135.5	138.5	138.4	142.7	142.6	141.7	64.0	65.9	61.2	52.7	40.2	26.3	17.1
12,5°	169.9	177.1	180.7	181.7	179.3	178.0	65.0	61.5	59.2	60.4	62.8	62.1	57.6
15,0°	187.2	205.9	222.9	233.5	239.5	241.5	104.5	93.2	87.6	81.5	75.7	64.9	53.2
17,5°	213.2	223.8	241.2	257.9	266.1	268.9	101.2	93.0	84.5	74.1	66.1	57.1	49.7
20,0°	215.8	232.6	248.5	260.3	271.4	274.6	121.7	98.8	86.2	73.4	63.5	51.4	42.4
22,5°	222.7	233.1	247.9	257.5	267.5	267.7	154.8	130.1	105.9	82.9	64.6	47.5	33.7
25,0°	249.0	251.6	260.7	267.4	273.2	275.2	160.0	144.5	119.2	97.4	74.8	47.9	29.5
27,5°	269.5	273.6	277.9	279.4	278.6	275.6	178.0	155.1	131.6	106.1	82.3	54.8	33.8
30,0°	303.8	301.4	296.0	297.3	294.8	292.6	191.0	169.5	141.1	110.5	82.7	49.2	31.2
32,5°	324.5	321.3	311.2	311.9	308.3	304.7	215.1	192.3	156.6	117.4	80.8	44.7	29.9
35,0°	345.7	332.6	323.7	327.0	328.3	326.6	214.5	190.2	154.7	118.3	73.7	42.4	30.7
37,5°	367.4	366.7	353.4	345.5	345.6	343.7	247.5	218.0	171.1	125.0	73.4	43.8	32.7
40,0°	398.8	386.9	358.6	353.7	365.0	371.0	257.5	221.3	170.6	123.6	70.0	41.0	33.3
42,5°	405.6	384.5	357.3	359.5	367.9	368.8	275.3	224.2	173.1	118.9	69.2	39.8	34.1
45,0°	413.4	384.3	353.3	357.3	366.8	366.0	298.4	239.9	178.1	112.7	60.9	42.5	38.2
47,5°	416.8	375.1	351.9	358.1	365.4	361.7	279.6	222.2	150.8	90.7	46.2	40.6	37.1
50,0°	409.1	365.3	345.4	352.5	362.4	358.1	282.9	224.1	141.8	77.0	39.4	35.8	31.0
52,5°	386.1	352.6	336.8	341.4	353.3	350.0	284.4	221.8	128.9	65.2	34.9	31.0	27.6
55,0°	350.9	329.7	321.5	326.7	343.0	345.3	289.5	218.0	116.2	59.3	33.6	28.3	25.6
57,5°	313.2	291.1	282.6	295.2	321.1	330.7	275.4	196.5	99.9	46.4	31.0	27.4	26.4
60,0°	274.8	257.0	224.6	243.6	279.2	288.1	254.7	166.0	79.8	39.2	30.0	27.7	27.9
62,5°	221.5	207.6	178.0	186.5	210.0	226.2	220.9	136.6	71.6	45.5	34.5	29.1	29.2
65,0°	174.2	153.3	121.9	130.9	145.1	142.8	183.2	123.6	75.8	50.7	36.2	31.7	31.0
67,5°	139.1	106.6	71.8	79.9	86.4	83.5	173.9	116.0	72.9	46.8	35.9	33.2	33.2
70,0°	116.3	77.4	39.2	34.1	37.2	41.9	167.4	115.6	72.3	42.4	34.6	32.2	34.6
72,5°	94.4	50.5	23.1	17.0	16.0	17.5	149.7	107.8	65.4	41.6	36.9	34.8	36.8
75,0°	72.7	24.7	15.4	12.0	11.2	11.0	103.3	79.8	59.0	41.7	41.2	38.8	37.7
77,5°	41.8	16.6	12.7	10.5	9.7	9.7	60.0	54.8	50.2	39.3	37.9	36.9	35.5
80,0°	18.3	12.4	10.7	9.7	9.3	9.4	45.0	45.4	40.2	33.1	32.7	35.1	32.3
82,5°	11.2	9.9	9.2	8.9	8.7	8.7	29.6	29.2	27.3	24.7	26.2	26.0	22.8
85,0°	9.1	8.4	8.2	8.2	8.4	8.4	16.1	17.8	19.9	22.6	22.4	20.6	16.4
87,5°	8.2	7.9	7.9	8.0	7.9	7.8	11.6	12.9	13.9	14.6	14.6	13.9	12.3
90,0°	7.9	7.9	7.9	7.7	7.7	7.7	8.2	8.0	7.7	7.5	7.4	7.2	6.9
92,5°	7.9	7.9	7.7	7.7	7.7	7.7	7.9	7.7	7.3	7.0	6.7	6.4	6.0
95,0°	7.7	7.7	7.7	7.7	7.7	7.7	7.9	7.7	7.3	7.0	6.7	6.4	6.0
97,5°	7.7	7.7	7.7	7.7	7.7	7.7	7.9	7.7	7.4	7.0	6.7	6.3	6.1
100,0°	7.9	7.9	7.7	7.7	7.7	7.7	8.0	7.7	7.4	7.1	6.7	6.4	6.1
102,5°	8.0	7.9	7.9	7.9	8.0	7.8	8.0	7.7	7.5	7.1	6.7	6.4	6.0
105,0°	8.0	8.0	8.0	7.9	8.0	8.0	8.0	7.7	7.5	7.2	6.9	6.4	6.2
107,5°	8.0	8.0	8.0	8.0	8.0	8.0	8.0	7.7	7.5	7.2	6.9	6.5	6.2
110,0°	8.0	8.0	8.0	8.0	8.0	8.0	8.0	7.7	7.5	7.2	6.9	6.7	6.3
112,5°	8.0	8.0	8.0	8.0	8.0	8.0	8.0	7.7	7.5	7.2	6.9	6.7	6.4

Lichttechnischer Prüfbefund

Familie DL 11 iQ	Bestellnummer 5XA5565EV14HP00022 + 5XA54001XS	LP-Nummer 59427_78
Wertetabelle Lichtstärkemessung		Maximale Lichtstärke
		siteco

C- Ebenen	220° 320°	225° 315°	230° 310°	235° 305°	240° 300°	245° 295°	250° 290°	255° 285°	260° 280°	265° 275°	270°	Phi-Zone	Summe Phi-Zone
γ	Lichtstärke in cd/klm											Lichtstrom in lm/klm	
0,0°	3.9	3.9	3.9	3.9	3.9	3.9	3.9	3.9	3.9	3.9	3.9	0.0	0.0
2,5°	3.8	3.8	3.8	3.9	3.8	3.7	3.8	3.7	3.6	3.7	3.7	0.1	0.1
5,0°	4.3	4.3	4.0	4.0	3.8	3.8	3.7	3.7	3.7	3.7	3.7	0.4	0.4
7,5°	5.0	4.6	4.2	4.0	4.0	4.1	4.2	3.9	3.5	3.3	3.3	1.6	2.0
10,0°	11.8	8.3	5.7	4.1	3.5	3.2	2.9	2.5	2.5	2.4	2.3	3.0	5.0
12,5°	43.3	25.9	13.7	7.8	4.1	3.1	2.7	2.4	2.3	2.2	2.3	5.0	10.1
15,0°	50.4	50.5	46.7	34.3	17.8	5.2	3.0	2.5	2.3	2.2	2.3	7.9	18.0
17,5°	43.2	38.8	36.6	35.0	33.4	26.1	14.0	4.1	2.8	2.5	2.3	9.9	27.8
20,0°	33.0	29.7	28.2	27.0	25.0	22.8	20.3	16.7	9.9	4.1	3.3	11.5	39.3
22,5°	26.3	23.7	22.1	20.4	18.7	17.7	16.5	15.3	13.6	12.5	11.4	13.4	52.6
25,0°	22.7	20.6	18.6	17.4	15.8	14.2	14.2	14.2	16.1	16.4	17.0	15.7	68.3
27,5°	26.2	20.4	18.3	17.1	15.2	14.0	17.6	17.8	17.3	15.2	13.9	18.6	86.9
30,0°	26.3	22.0	18.9	17.4	15.2	13.3	15.3	15.4	14.1	12.5	10.4	21.8	108.7
32,5°	25.5	22.3	19.4	17.2	14.5	12.6	13.0	12.9	11.7	10.8	9.3	24.7	133.5
35,0°	27.9	23.8	20.1	17.6	14.6	12.1	11.9	11.4	10.3	9.7	8.2	28.4	161.8
37,5°	28.0	23.1	20.3	18.1	15.3	12.8	11.6	10.5	9.5	9.2	7.6	32.4	194.2
40,0°	29.6	24.4	19.1	16.9	14.6	12.5	11.7	10.9	9.8	8.7	7.6	36.0	230.3
42,5°	29.7	23.9	19.7	16.5	13.9	11.8	11.3	10.5	9.9	9.1	7.6	40.4	270.7
45,0°	31.0	23.9	18.9	16.6	14.9	12.7	11.4	10.7	9.9	8.6	7.9	43.2	313.9
47,5°	30.9	23.4	20.8	22.1	22.3	20.6	18.6	15.0	11.5	9.1	7.9	45.7	359.6
50,0°	25.7	23.7	26.6	31.9	35.4	35.0	33.1	29.5	24.6	21.5	21.5	49.5	409.1
52,5°	24.5	22.6	25.9	32.5	38.5	41.5	43.6	45.8	38.9	35.5	31.9	53.3	462.4
55,0°	23.9	22.3	25.1	32.4	42.4	44.4	45.5	44.2	39.0	35.0	31.5	56.5	518.9
57,5°	25.4	24.8	25.4	29.5	36.4	39.9	42.6	41.0	36.2	32.3	31.2	58.5	577.4
60,0°	25.9	24.9	25.4	28.7	34.3	36.6	38.5	36.5	32.5	28.5	28.0	58.3	635.7
62,5°	28.0	26.0	28.0	29.1	32.0	32.7	32.2	30.9	27.7	24.3	22.4	56.9	692.6
65,0°	29.9	29.9	30.5	29.9	29.5	26.5	25.8	24.9	23.0	19.7	18.9	54.0	746.5
67,5°	33.2	33.1	32.6	30.9	26.3	20.9	21.5	20.7	19.6	17.6	16.7	50.3	796.9
70,0°	37.1	35.2	33.8	31.1	22.7	16.6	16.8	16.6	16.8	15.0	14.7	46.5	843.4
72,5°	38.5	37.8	36.7	28.0	18.6	12.0	12.6	13.0	12.7	11.1	11.2	40.6	883.9
75,0°	38.0	36.2	32.4	23.7	16.8	8.4	8.6	8.5	8.6	7.8	7.7	31.9	915.8
77,5°	33.8	32.0	25.8	16.8	11.3	6.5	5.9	5.7	5.8	5.6	5.3	20.6	936.4
80,0°	27.4	24.0	17.7	11.2	7.0	5.5	4.7	4.3	4.4	4.2	4.3	11.8	948.2
82,5°	20.5	16.4	12.9	9.2	6.4	4.8	4.2	3.7	3.7	3.7	3.7	6.9	955.1
85,0°	13.1	11.2	10.8	9.4	7.4	4.4	3.8	3.4	3.4	3.5	3.3	3.9	959.1
87,5°	10.1	8.1	8.9	10.0	6.6	4.4	3.8	3.2	3.4	3.2	3.3	2.7	961.7
90,0°	6.4	6.0	6.0	6.0	4.7	4.2	3.6	3.2	3.2	3.2	3.3	1.9	963.7
92,5°	5.7	5.3	5.0	4.7	4.3	3.9	3.5	3.2	3.2	3.2	3.3	1.8	965.5
95,0°	5.7	5.3	4.8	4.6	4.3	3.9	3.7	3.3	3.4	3.4	3.3	1.8	967.3
97,5°	5.7	5.3	5.0	4.7	4.3	4.0	3.7	3.3	3.2	3.4	3.3	1.8	969.2
100,0°	5.7	5.4	5.0	4.7	4.3	4.1	3.8	3.3	3.4	3.4	3.3	1.8	971.0
102,5°	5.7	5.4	5.0	4.8	4.5	4.1	3.8	3.5	3.4	3.5	3.3	1.8	972.8
105,0°	5.9	5.5	5.2	5.0	4.5	4.2	4.0	3.6	3.5	3.5	3.7	1.8	974.7
107,5°	5.9	5.5	5.3	5.0	4.6	4.2	4.0	3.7	3.5	3.5	3.7	1.8	976.5
110,0°	6.0	5.7	5.3	5.0	4.7	4.2	4.1	3.7	3.5	3.5	3.7	1.8	978.3
112,5°	6.0	5.7	5.3	5.0	4.7	4.5	4.1	3.7	3.8	3.7	3.7	1.8	980.0

Lichttechnischer Prüfbefund

Familie DL 11 iQ	Bestellnummer 5XA5565EV14HP00022 + 5XA54001XS	LP-Nummer 59427_78
Wertetabelle Lichtstärkemessung		Maximale Lichtstärke
		siteco

C- Ebenen	0° 180°	5° 175°	10° 170°	15° 165°	20° 160°	25° 155°	30° 150°	35° 145°	40° 140°	45° 135°	50° 130°	55° 125°	60° 120°
γ	Lichtstärke in cd/klm												
115,0°	8.0	8.2	8.4	8.4	8.4	8.3	8.2	8.2	8.2	8.2	8.0	8.0	8.0
117,5°	8.0	8.2	8.2	8.4	8.4	8.3	8.2	8.2	8.2	8.1	8.0	8.0	8.0
120,0°	8.0	8.2	8.2	8.4	8.4	8.3	8.2	8.0	8.0	8.0	8.0	8.0	8.0
122,5°	8.0	8.0	8.0	8.0	8.1	8.0	8.0	8.0	8.0	8.0	8.0	8.0	8.0
125,0°	7.7	7.9	7.9	8.0	8.0	8.0	8.0	7.9	7.9	7.9	7.9	8.0	8.0
127,5°	7.7	7.7	7.7	7.7	7.7	7.7	7.7	7.7	7.7	7.7	7.7	7.7	7.7
130,0°	7.4	7.4	7.4	7.5	7.6	7.7	7.5	7.5	7.5	7.6	7.7	7.6	7.7
132,5°	7.0	7.0	7.2	7.2	7.2	7.4	7.2	7.2	7.4	7.4	7.4	7.4	7.4
135,0°	6.7	6.7	6.7	6.9	6.9	7.0	7.0	7.0	7.0	7.0	7.0	7.0	7.0
137,5°	6.4	6.4	6.4	6.6	6.6	6.7	6.7	6.7	6.7	6.7	6.7	6.8	7.0
140,0°	6.0	6.0	6.0	6.2	6.2	6.4	6.4	6.4	6.5	6.4	6.7	6.6	6.7
142,5°	5.7	5.7	5.8	6.0	6.0	6.0	6.0	6.1	6.2	6.2	6.4	6.4	6.4
145,0°	5.2	5.3	5.3	5.7	5.7	5.7	5.9	5.9	6.0	5.9	6.0	6.0	6.1
147,5°	4.7	5.0	5.0	5.0	5.2	5.3	5.3	5.4	5.7	5.6	5.7	5.7	5.7
150,0°	4.2	4.3	4.3	4.5	4.7	4.7	4.7	4.8	5.0	5.0	5.0	5.2	5.3
152,5°	3.7	3.7	3.8	4.0	4.0	4.0	4.2	4.2	4.3	4.3	4.3	4.5	4.5
155,0°	2.7	2.7	3.0	3.0	3.0	3.1	3.3	3.3	3.3	3.3	3.4	3.5	3.5
157,5°	2.0	2.0	2.0	2.2	2.3	2.3	2.3	2.3	2.3	2.3	2.3	2.3	2.4
160,0°	1.5	1.5	1.7	1.7	1.7	1.7	1.7	1.7	1.7	1.7	1.7	1.7	1.7
162,5°	1.3	1.3	1.3	1.3	1.3	1.3	1.3	1.3	1.3	1.3	1.3	1.3	1.3
165,0°	1.3	1.3	1.3	1.3	1.3	1.3	1.3	1.3	1.3	1.3	1.3	1.3	1.3
167,5°	1.2	1.2	1.3	1.3	1.3	1.2	1.3	1.3	1.2	1.2	1.3	1.3	1.3
170,0°	1.2	1.1	1.2	1.2	1.3	1.2	1.2	1.2	1.3	1.3	1.3	1.3	1.3
172,5°	0.0	0.0	0.0	0.0	0.0	0.0	0.0	0.0	0.0	0.0	0.0	0.0	0.0
175,0°	0.0	0.0	0.0	0.0	0.0	0.0	0.0	0.0	0.0	0.0	0.0	0.0	0.0
177,5°	0.0	0.0	0.0	0.0	0.0	0.0	0.0	0.0	0.0	0.0	0.0	0.0	0.0
180,0°	0.0	0.0	0.0	0.0	0.0	0.0	0.0	0.0	0.0	0.0	0.0	0.0	0.0

Lichttechnischer Prüfbefund

Familie DL 11 iQ	Bestellnummer 5XA5565EV14HP00022 + 5XA54001XS	LP-Nummer 59427_78
Wertetabelle Lichtstärkemessung		Maximale Lichtstärke
		siteco

C- Ebenen	65° 115°	70° 110°	75° 105°	80° 100°	85° 95°	90°	185° 355°	190° 350°	195° 345°	200° 340°	205° 335°	210° 330°	215° 325°
γ	Lichtstärke in cd/klm												
115,0°	8.0	8.0	8.0	8.0	8.0	8.0	8.0	7.7	7.5	7.4	7.0	6.7	6.4
117,5°	8.0	8.0	8.0	8.0	8.0	8.0	8.0	7.7	7.7	7.4	7.0	6.7	6.4
120,0°	8.0	8.0	8.0	8.0	8.0	8.0	8.0	7.8	7.7	7.4	7.0	6.8	6.4
122,5°	8.0	8.0	8.0	8.0	8.0	8.0	7.8	7.7	7.5	7.2	7.0	6.7	6.5
125,0°	8.0	8.0	7.9	7.9	8.0	8.0	7.7	7.6	7.4	7.2	7.0	6.7	6.4
127,5°	7.8	7.7	7.7	7.7	7.7	7.7	7.5	7.4	7.2	7.0	6.9	6.6	6.4
130,0°	7.7	7.7	7.7	7.7	7.7	7.7	7.2	7.0	7.0	6.7	6.7	6.4	6.0
132,5°	7.4	7.4	7.4	7.4	7.4	7.4	6.9	6.7	6.7	6.4	6.2	6.0	5.7
135,0°	7.2	7.2	7.1	7.2	7.2	7.1	6.6	6.4	6.2	6.0	5.8	5.7	5.5
137,5°	6.9	7.0	6.9	6.9	7.0	7.0	6.0	6.0	5.9	5.7	5.6	5.3	5.2
140,0°	6.7	6.7	6.7	6.7	6.7	6.7	5.7	5.7	5.6	5.3	5.2	5.0	4.9
142,5°	6.4	6.5	6.4	6.4	6.4	6.4	5.5	5.5	5.3	5.2	5.0	4.8	4.7
145,0°	6.0	6.2	6.2	6.2	6.4	6.4	5.2	5.0	4.9	4.7	4.7	4.7	4.5
147,5°	5.7	5.9	5.7	5.7	5.7	5.8	4.7	4.7	4.5	4.3	4.2	4.1	4.0
150,0°	5.3	5.3	5.3	5.3	5.3	5.3	4.0	4.0	3.9	3.8	3.7	3.5	3.3
152,5°	4.5	4.7	4.7	4.7	4.7	4.7	3.5	3.3	3.2	3.0	3.0	2.9	2.7
155,0°	3.4	3.5	3.4	3.4	3.4	3.4	2.7	2.5	2.3	2.3	2.3	2.0	2.0
157,5°	2.4	2.5	2.5	2.5	2.5	2.7	2.0	2.0	1.9	1.7	1.7	1.7	1.7
160,0°	1.7	1.7	1.7	1.7	1.7	1.7	1.3	1.4	1.3	1.3	1.3	1.3	1.3
162,5°	1.3	1.3	1.3	1.3	1.3	1.3	1.3	1.3	1.3	1.3	1.3	1.3	1.3
165,0°	1.3	1.3	1.3	1.3	1.3	1.3	1.3	1.3	1.3	1.3	1.3	1.3	1.3
167,5°	1.3	1.2	1.3	1.3	1.3	1.3	1.2	1.2	1.1	1.2	1.3	1.3	1.2
170,0°	1.3	1.3	1.3	1.3	1.3	1.3	1.2	1.2	1.3	1.3	1.1	1.3	1.3
172,5°	0.0	0.0	0.0	0.0	0.0	0.0	0.0	0.0	0.0	0.0	0.0	0.0	0.0
175,0°	0.0	0.0	0.0	0.0	0.0	0.0	0.0	0.0	0.0	0.0	0.0	0.0	0.0
177,5°	0.0	0.0	0.0	0.0	0.0	0.0	0.0	0.0	0.0	0.0	0.0	0.0	0.0
180,0°	0.0	0.0	0.0	0.0	0.0	0.0	0.0	0.0	0.0	0.0	0.0	0.0	0.0

Lichttechnischer Prüfbefund

Familie DL 11 iQ	Bestellnummer 5XA5565EV14HP00022 + 5XA54001XS	LP-Nummer 59427_78
Wertetabelle Lichtstärkemessung		Maximale Lichtstärke
		siteco

C- Ebenen	220° 320°	225° 315°	230° 310°	235° 305°	240° 300°	245° 295°	250° 290°	255° 285°	260° 280°	265° 275°	270°	Phi-Zone	Summe Phi-Zone
γ	Lichtstärke in cd/klm											Lichtstrom in lm/klm	
115,0°	6.2	5.7	5.4	5.3	4.8	4.5	4.2	4.0	3.8	3.8	3.7	1.7	981.7
117,5°	6.2	5.9	5.5	5.3	5.0	4.5	4.5	4.0	3.9	3.9	4.0	1.7	983.5
120,0°	6.2	6.0	5.7	5.3	5.0	4.8	4.5	4.0	4.2	4.0	4.0	1.7	985.1
122,5°	6.2	5.9	5.7	5.3	5.0	4.8	4.5	4.2	4.2	4.0	4.0	1.6	986.7
125,0°	6.2	5.9	5.7	5.3	5.0	4.8	4.5	4.2	4.2	4.0	4.0	1.6	988.3
127,5°	6.1	5.9	5.5	5.3	5.0	4.8	4.5	4.2	4.2	4.2	4.0	1.5	989.7
130,0°	5.9	5.7	5.4	5.2	4.8	4.8	4.5	4.3	4.2	4.0	4.0	1.4	991.1
132,5°	5.7	5.3	5.0	5.0	4.7	4.5	4.5	4.2	4.2	4.0	4.0	1.3	992.4
135,0°	5.3	5.2	5.0	4.7	4.5	4.3	4.2	3.9	3.8	3.9	3.7	1.2	993.6
137,5°	5.1	4.8	4.7	4.4	4.3	4.2	4.0	3.8	3.8	3.7	3.7	1.1	994.7
140,0°	4.8	4.7	4.3	4.3	4.0	4.0	4.0	3.8	3.5	3.5	3.7	1.0	995.6
142,5°	4.7	4.5	4.3	4.2	4.0	4.0	3.8	3.7	3.5	3.5	3.4	0.9	996.5
145,0°	4.3	4.2	4.0	4.0	3.8	3.7	3.6	3.5	3.2	3.2	3.3	0.8	997.3
147,5°	3.9	3.7	3.7	3.5	3.3	3.3	3.3	3.0	2.8	2.9	3.0	0.7	998.0
150,0°	3.3	3.1	3.0	3.0	2.8	2.7	2.7	2.5	2.4	2.3	2.3	0.6	998.6
152,5°	2.7	2.5	2.3	2.3	2.3	2.2	2.0	2.0	2.0	1.9	1.7	0.4	999.0
155,0°	2.0	2.1	2.0	2.0	1.7	1.7	1.7	1.7	1.7	1.7	1.7	0.3	999.3
157,5°	1.7	1.7	1.7	1.7	1.7	1.6	1.6	1.4	1.4	1.4	1.3	0.2	999.5
160,0°	1.3	1.3	1.3	1.3	1.3	1.3	1.3	1.3	1.3	1.3	1.3	0.1	999.7
162,5°	1.3	1.3	1.3	1.3	1.3	1.3	1.3	1.3	1.3	1.3	1.3	0.1	999.8
165,0°	1.3	1.3	1.3	1.3	1.3	1.3	1.3	1.3	1.2	1.3	1.1	0.1	999.9
167,5°	1.3	1.3	1.3	1.3	1.3	1.3	1.2	1.3	1.2	1.3	1.3	0.1	999.9
170,0°	1.3	1.3	1.3	1.3	1.3	1.3	1.3	1.3	1.3	1.3	1.3	0.1	1000.0
172,5°	0.0	0.0	0.0	0.0	0.0	0.0	0.0	0.0	0.0	0.0	0.0	0.0	1000.0
175,0°	0.0	0.0	0.0	0.0	0.0	0.0	0.0	0.0	0.0	0.0	0.0	0.0	1000.0
177,5°	0.0	0.0	0.0	0.0	0.0	0.0	0.0	0.0	0.0	0.0	0.0	0.0	1000.0
180,0°	0.0	0.0	0.0	0.0	0.0	0.0	0.0	0.0	0.0	0.0	0.0	0.0	1000.0

Lichttechnischer Prüfbefund

Familie DL 11 iQ	Bestellnummer 5XA5565EV14HP00022 + 5XA54001XS	LP-Nummer 59427_78
Dimmstufen-Tabelle		siteco
Umgebungstemperatur: 25°C		

Lichtstrom [%]	Dimmstufe linear	Dimmstufe logarithmisch	Lichtstrom [lm]	Systemleistung [W] Lebensdauerbeginn	Systemleistung [W] Lebensdauerende	Systemleistung [W] Durchschnitt
100	254	254	4770	33.5	36.0	34.8
95	241	252	4526	31.3	33.5	32.4
90	229	250	4301	29.3	31.3	30.3
85	216	248	4056	27.3	29.2	28.2
80	203	246	3812	25.4	27.1	26.2
75	190	243	3568	23.4	25.0	24.2
70	178	241	3343	21.7	23.2	22.4
65	165	238	3099	20.0	21.3	20.6
60	152	235	2854	18.2	19.4	18.8
55	140	232	2629	16.7	17.7	17.2
50	127	229	2385	15.0	16.0	15.5
45	114	225	2141	13.4	14.3	13.8
40	102	221	1916	12.0	12.7	12.4
35	89	216	1671	10.4	11.1	10.8
30	76	210	1427	8.9	9.4	9.2
25	63	203	1183	7.5	7.9	7.7
20	51	195	958	6.2	6.6	6.4
15	38	184	714	4.8	5.0	4.9
11	28	173	526	3.8	3.9	3.8